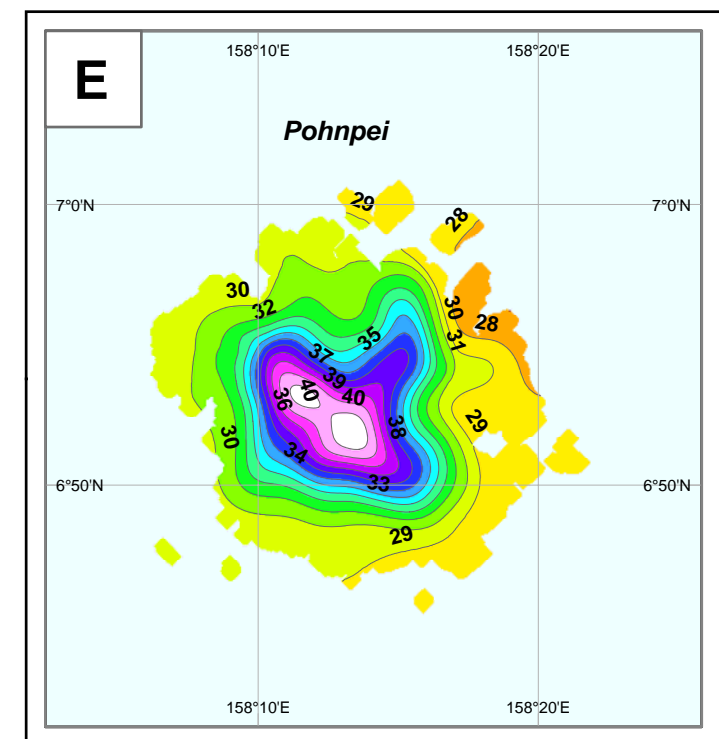
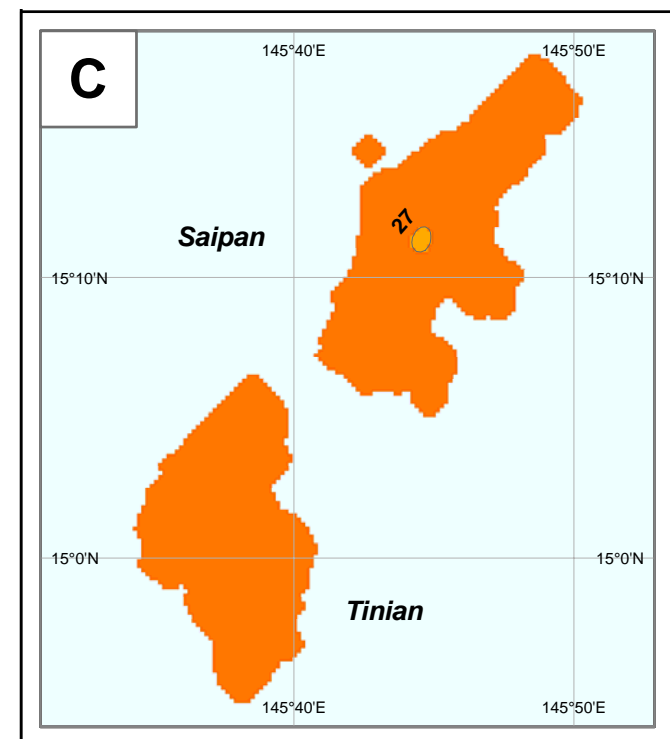
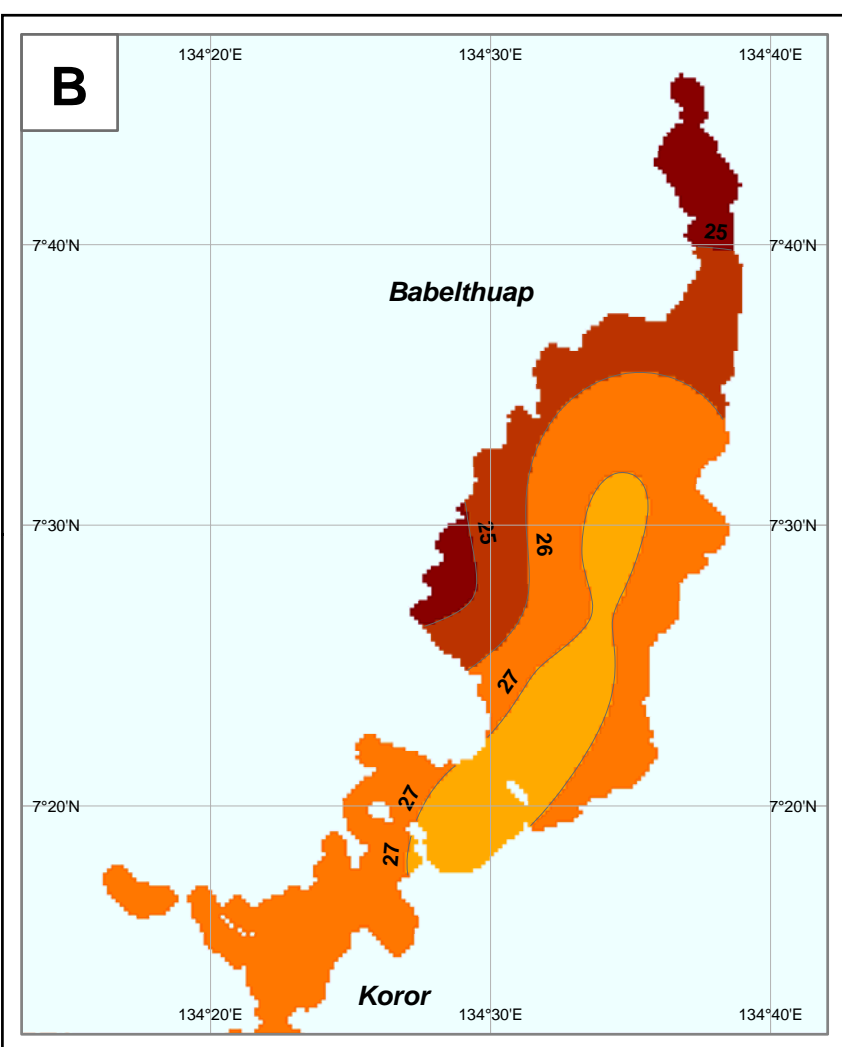
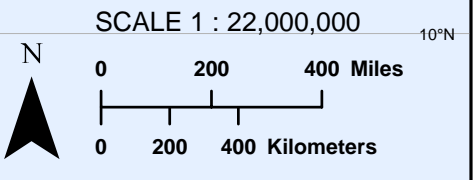


**NOAA Atlas 14, Volume 5, Version ' Selected Pacific Islands**

**Isopluvials of 10-day precipitation (inches) with average recurrence interval of 100-year**

Prepared by U.S. DEPARTMENT OF COMMERCE  
NATIONAL OCEANIC AND ATMOSPHERIC ADMINISTRATION  
NATIONAL WEATHER SERVICE  
OFFICE OF HYDROLOGIC DEVELOPMENT  
HYDROMETEOROLOGICAL DESIGN STUDIES CENTER  
December 2009



**Individual Islands**

SCALE 1 : 50,000

**Legend**

|               |               |
|---------------|---------------|
| 24.01 - 25.00 | 33.01 - 34.00 |
| 25.01 - 26.00 | 34.01 - 35.00 |
| 26.01 - 27.00 | 35.01 - 36.00 |
| 27.01 - 28.00 | 36.01 - 37.00 |
| 28.01 - 29.00 | 37.01 - 38.00 |
| 29.01 - 30.00 | 38.01 - 39.00 |
| 30.01 - 31.00 | 39.01 - 40.00 |
| 31.01 - 32.00 | 40.01 - 41.00 |
| 32.01 - 33.00 |               |

