

U. S. DEPARTMENT OF COMMERCE  
SINCLAIR WEEKS, *Secretary*  
WEATHER BUREAU  
F. W. REICHELDERFER, *Chief*

TECHNICAL PAPER NO. 33

# Rainfall and Floods of April, May, and June 1957 in the South-Central States

Prepared under direction of  
Paul H. Kutschenreuter, Assistant to Chief for Forecasting Services  
U. S. Weather Bureau, Washington, D. C.



WASHINGTON, D. C.  
MARCH 1958





## CONTENTS

|  | Page |
|--|------|
| Introduction .....   | 1    |
| Part I.—The flood-producing rains of spring 1957 in relation to the mean circulation |      |
| 1. Introduction .....  | 3    |
| 2. The lower troposphere (sea level–5,000 ft.) .....                                 | 3    |
| 3. The middle troposphere (10,000–20,000 ft.) .....                                  | 7    |
| 4. The upper troposphere (30,000–40,000 ft.) .....                                   | 9    |
| References .....   | 10   |
| Part II.—Relation of surface pressure features to some of the heavy rainfall centers |      |
| 1. Introduction .....  | 12   |
| 2. Interpretation of heavy rains .....   | 15   |
| Case I. 0630 CST, April 26 to 0630 CST, April 28 .....                               | 16   |
| Case II. 0630 CST, May 12 to 1230 CST, May 13 .....                                  | 20   |
| Case III. 0030 CST, May 15 to 0630 CST, May 16 .....                                 | 24   |
| Case IV. 0030 to 2130 CST, May 20, 1957 .....  | 28   |
| 3. Summary .....   | 28   |
| Acknowledgments .....  | 28   |
| References .....   | 28   |
| Part III.—The use of radar in flood detection  |      |
| 1. Introduction .....  | 32   |
| 2. Capabilities of radars currently in use .....                                     | 33   |
| 3. Development of a radar specifically for weather search .....                      | 33   |
| 4. Use of radar during flood period April–June 1957 .....                            | 33   |
| Selected Bibliography .....  | 38   |
| Part IV.—Floods  |      |
| 1. Introduction .....  | 39   |
| 2. River basin descriptions .....  | 39   |
| 3. Principal geographic features of the area .....                                   | 40   |
| 4. General description of floods of April–June 1957 .....                            | 40   |
| 5. Flood-producing rainfall .....  | 56   |
| 6. Flood forecasts and warnings .....  | 62   |
| 7. Flood damages and flood scenes .....  | 62   |
| Acknowledgments .....  | 62   |
| Appendix .....   | 71   |
| Part V.—Basic precipitation data   |      |
| 1. Introduction .....  | 76   |
| 2. Daily Precipitation Data, April 1957 .....  | 77   |
| Arkansas .....   | 78   |
| Kansas .....   | 82   |
| Missouri .....   | 87   |
| Oklahoma .....   | 91   |
| Texas .....  | 96   |
| 3. Hourly Precipitation Data, April 1957 .....                                       | 105  |
| Arkansas .....   | 106  |
| Kansas .....   | 116  |
| Missouri .....   | 124  |
| Oklahoma .....   | 139  |
| Texas .....  | 152  |
| 4. Daily Precipitation Data, May 1957 .....  | 177  |
| Arkansas .....   | 178  |
| Kansas .....   | 182  |
| Missouri .....   | 187  |
| Oklahoma .....   | 192  |
| Texas .....  | 200  |

| Part V.—Basic precipitation data—Continued   | Page |
|--|------|
| 5. Hourly Precipitation Data, May 1957.....  | 212  |
| Arkansas.....                                | 213  |
| Kansas.....                                  | 221  |
| Missouri.....                                | 230  |
| Oklahoma.....                                | 242  |
| Texas.....                                   | 257  |
| 6. Daily Precipitation Data, June 1957.....  | 282  |
| Arkansas.....                                | 283  |
| Kansas.....                                  | 287  |
| Oklahoma.....                                | 292  |
| Texas.....                                   | 298  |
| 7. Hourly Precipitation Data, June 1957..... | 310  |
| Arkansas.....                                | 311  |
| Kansas.....                                  | 318  |
| Oklahoma.....                                | 327  |
| Texas.....                                   | 336  |

### LIST OF ILLUSTRATIONS

|   |    |
|---|----|
| FIGURE I-1.—Mean sea level pressure map for period of April and May 1957.....   | 4  |
| FIGURE I-2.—Mean surface dewpoints for April and May 1957.....  | 5  |
| FIGURE I-3.—Number of days in April and May 1957 with fronts of any type.....   | 5  |
| FIGURE I-4.—Normal April-May thickness of the layer from 700 mb. to 1000 mb.....  | 6  |
| FIGURE I-5.—Departure from normal of mean thickness of 1000-700-mb. layer for April-May 1957.....   | 6  |
| FIGURE I-6.—Mean 850-mb. chart for April-May 1957.....  | 6  |
| FIGURE I-7.—Mean 700-mb. chart for April-May 1957.....  | 7  |
| FIGURE I-8.—(A) Total horizontal geostrophic wind speeds at 700 mb. for mean of April and May 1957 and (B) their departure from normal..... | 8  |
| FIGURE I-9.—Mean precipitable water for layer surface to 400 mb. for April and May 1957.....  | 9  |
| FIGURE I-10.—Mean 200-mb. contours and isotachs for April-May 1957.....   | 9  |
| FIGURE II-1.—Typical convergence-producing configurations in surface pressures and gradient level winds.....                                | 13 |
| FIGURE II-2.—Location of places mentioned in the text.....  | 15 |
| FIGURE II-3.—0630 CST sea level pressure and 0300 CST gradient-level winds, April 26, 1957.....   | 16 |
| FIGURE II-4.—1230 CST sea level pressure and 0900 CST gradient-level winds, April 26, 1957.....   | 16 |
| FIGURE II-5.—1830 CST sea level pressure and 1500 CST gradient-level winds, April 26, 1957.....   | 16 |
| FIGURE II-6.—0030 CST sea level pressure and 2100 CST gradient-level winds, April 27, 26, 1957, respectively.....                           | 17 |
| FIGURE II-7.—0630 CST sea level pressure and 0300 CST gradient-level winds, April 27, 1957.....   | 17 |
| FIGURE II-8.—Convergence as shown by dynamic trajectories, April 26, 1957.....  | 17 |
| FIGURE II-9.—Convergence as shown by dynamic trajectories, April 26, 1957.....  | 17 |
| FIGURE II-10.—Rainfall, 0600 through 1200 CST, April 26, 1957.....  | 18 |
| FIGURE II-11.—Rainfall, 1200 through 1800 CST, April 26, 1957.....  | 18 |
| FIGURE II-12.—Rainfall, 1800 CST, April 26 through 0000 CST, April 27, 1957.....  | 19 |
| FIGURE II-13.—Rainfall, 0000 through 0600 CST, April 27, 1957.....  | 19 |
| FIGURE II-14.—0630 CST sea level pressure and 0300 CST gradient-level winds, May 12, 1957.....  | 21 |
| FIGURE II-15.—1230 CST sea level pressure and 0900 CST gradient-level winds, May 12, 1957.....  | 21 |
| FIGURE II-16.—1830 CST sea level pressure and 1500 CST gradient-level winds, May 12, 1957.....  | 22 |
| FIGURE II-17.—2130 CST sea level pressure, May 12, 1957.....  | 22 |
| FIGURE II-18.—0000 CST sea level pressure and 2100 CST gradient-level winds, May 13, 12, 1957, respectively.....                            | 23 |
| FIGURE II-19.—Convergence as shown by dynamic trajectories, May 12, 1957.....   | 23 |
| FIGURE II-20.—Convergence as shown by dynamic trajectories, May 12, 1957.....   | 23 |

|  | Page  |
|--|-------|
| FIGURE II-21.—Rainfall, 1200 through 1800 cst, May 12, 1957.....   | 24    |
| FIGURE II-22.—Rainfall, 1800 cst, May 12 through 0000 cst, May 13, 1957.....                                     | 24    |
| FIGURE II-23.—Rainfall, 0000 through 0600 cst, May 13, 1957.....   | 24    |
| FIGURE II-24.—0630 cst sea level pressure and 0300 cst gradient-level winds, May 15, 1957.....                   | 25    |
| FIGURE II-25.—1230 cst sea level pressure and 0900 cst gradient-level winds, May 15, 1957.....                   | 25    |
| FIGURE II-26.—1530 cst sea level pressure, May 15, 1957.....   | 26    |
| FIGURE II-27.—1830 cst sea level pressure and 1500 cst gradient-level winds, May 15, 1957.....                   | 26    |
| FIGURE II-28.—Convergence as shown by dynamic trajectories, May 15, 1957.....                                    | 27    |
| FIGURE II-29.—Convergence as shown by dynamic trajectories, May 15, 1957.....                                    | 27    |
| FIGURE II-30.—Rainfall, 1200 through 1800 cst, May 15, 1957.....   | 27    |
| FIGURE II-31.—Rainfall, 1800 cst, May 15 through 0000 cst, May 16, 1957.....                                     | 27    |
| FIGURE II-32.—Rainfall, 0000 through 0600 cst, May 16, 1957.....   | 27    |
| FIGURE II-33.—1230 cst sea level pressure and 0900 cst gradient-level winds, May 20, 1957.....                   | 29    |
| FIGURE II-34.—1830 cst sea level pressure and 1500 cst gradient-level winds, May 20, 1957.....                   | 29    |
| FIGURE II-35.—0030 cst sea level pressure and 2100 cst gradient-level winds, May 21, 20, 1957, respectively..... | 30    |
| FIGURE II-36.—Convergence as shown by dynamic trajectories, May 20, 1957.....                                    | 30    |
| FIGURE II-37.—Rainfall, 1200 through 1800 cst, May 20, 1957.....   | 31    |
| FIGURE II-38.—Rainfall, 1800 cst, May 20 through 0000 cst, May 21, 1957.....                                     | 31    |
| FIGURE II-39.—Rainfall, 0000 through 0600 cst, May 21, 1957.....   | 31    |
| FIGURE III-1.—Converted war-surplus airborne radar set.....  | 32    |
| FIGURE III-2.—Locations of weather search radars of the U. S. Weather Bureau.....                                | 34    |
| FIGURE III-3.—Radarscope pictures, Austin, Tex., May 12, 1957.....   | 35    |
| FIGURE III-4.—Radarscope pictures, Austin, Tex., May 12, 1957.....   | 36    |
| FIGURE III-5.—Map showing geographical positions of radar echoes shown in figures III-3 and III-4.....           | 37    |
| FIGURE IV-1.—Map showing principal rivers and gaging stations in flood area.....                                 | p. 40 |
| FIGURE IV-2.—Precipitation during 1956 in percent of yearly normal.....  | 40    |
| FIGURE IV-3.—Chart of physiographic provinces.....   | 41    |
| FIGURE IV-4.—Stage hydrographs, April-June 1957, for selected stations.....                                      | 49-52 |
| FIGURE IV-5.—Daily precipitation, April-June 1957.....   | 57    |
| FIGURE IV-6.—Normal annual precipitation.....  | 58    |
| FIGURE IV-7.—Total precipitation for April-June 1957.....  | 58    |
| FIGURE IV-8.—Precipitation for April-June 1957 in percent of normal for one year.....                            | 58    |
| FIGURE IV-9.—Mass rainfall curves, April 18-27, 1957.....  | 59    |
| FIGURE IV-10.—Mass rainfall curves, May 12-18, 1957.....   | 59    |
| FIGURE IV-11.—Isohyets for the storm of May 15-16, 1957, Cimarron Basin.....                                     | 60    |
| FIGURE V-1.—Arkansas, total precipitation, April 1957.....   | 78    |
| FIGURE V-2.—Kansas, total precipitation, April 1957.....   | 82    |
| FIGURE V-3.—Missouri, total precipitation, April 1957.....   | 87    |
| FIGURE V-4.—Oklahoma, total precipitation, April 1957.....   | 92    |
| FIGURE V-5.—Eastern Texas, total precipitation, April 1957.....  | 96    |
| FIGURE V-6.—Western Texas, total precipitation, April 1957.....  | 97    |
| FIGURE V-7.—Arkansas, total precipitation, May 1957.....   | 178   |
| FIGURE V-8.—Kansas, total precipitation, May 1957.....   | 182   |
| FIGURE V-9.—Missouri, total precipitation, May 1957.....   | 187   |
| FIGURE V-10.—Oklahoma, total precipitation, May 1957.....  | 192   |
| FIGURE V-11.—Eastern Texas, total precipitation, May 1957.....   | 200   |
| FIGURE V-12.—Western Texas, total precipitation, May 1957.....   | 201   |
| FIGURE V-13.—Arkansas, total precipitation, June 1957.....   | 283   |
| FIGURE V-14.—Kansas, total precipitation, June 1957.....   | 287   |
| FIGURE V-15.—Oklahoma, total precipitation, June 1957.....   | 292   |
| FIGURE V-16.—Eastern Texas, total precipitation, June 1957.....  | 298   |
| FIGURE V-17.—Western Texas, total precipitation, June 1957.....  | 299   |

## LIST OF PLATES

|   | Page |
|---|------|
| PLATE 1A.—Boggy Creek at Enid, Okla., May 16, 1957-----   | 63   |
| PLATE 1B.—Cimarron River at Dover, Okla., May 16, 1957-----   | 64   |
| PLATE 2A.—Arkansas River at Tulsa, Okla., May 21, 1957-----   | 65   |
| PLATE 2B.—Arkansas River at Bixby, Okla., May 20, 1957-----   | 65   |
| PLATE 3A.—Confluence of Arkansas, Verdigris, and Grand Rivers, May 26, 1957-----                            | 66   |
| PLATE 3B.—Arkansas River, Redland, Okla., May 27, 1957-----   | 66   |
| PLATE 4A.—Temporary flood wall erected by a Pauls Valley, Okla., merchant-----                              | 67   |
| PLATE 4B.—Flooded farmstead in Washita bottoms north of Davis in Murray<br>County, Okla., May 18, 1957----- | 67   |
| PLATE 5A.—Flood waters from the Red River below Shreveport, La., May 6, 1957--                              | 68   |
| PLATE 5B.—Furniture from flooded homes, Fort Worth, Tex., May 1957-----                                     | 68   |
| PLATE 6A.—Flooded homes adjacent to West Fork of Trinity River, Fort Worth,<br>Tex., May 1957-----          | 69   |
| PLATE 6B.—Trinity River, Dallas, Tex., April 25, 1957-----  | 69   |
| PLATE 7A.—Trinity River west of Crockett, Tex., May 1, 1957-----  | 70   |
| PLATE 7B.—Dike along U. S. Highway 90 between Dayton and Liberty, Tex., May<br>8, 1957-----                 | 70   |

# Rainfall and Floods of April, May, June 1957 In the South-Central States

## INTRODUCTION

Near the middle of April 1957 a pronounced shift from zonal to meridional type flow occurred in the circulation pattern over the United States. A marked change in the weather regime attended this transition as the region of prolonged drought in the southern and central portions of the Great Plains obtained much-needed moisture from April blizzards and heavy rains. Intensification of the precipitation occurred during May over a large portion of this drought area, while heavy but diminishing rains continued into the first half of June. This excessive precipitation (see figs. IV-5 to IV-8) produced disastrous flooding in the South-Central States. The number of severe thunderstorms, floods, and tornadoes reached record proportions in many localities, causing widespread property damage and considerable loss of life. Adjoining States to the east and north were affected by these same elements but to a considerably lesser degree, excepting in local areas.

Flooding is a natural, not an abnormal, behavior of streams, and that a river on occasion will overflow its adjoining flood plain is as certain as the rise and fall of the tides. In this case an almost continuous succession of severe storms over the South-Central States produced an accumulation of moisture far in excess of that which even this drought-stricken land could absorb. When the ground absorption capacity was exceeded, what had been welcome rainfall became a threatening disaster affecting thousands of people personally and also the economy of the whole nation. It is important that the meteorological conditions prior to and attending this occurrence be investigated and analyzed. Only through an orderly process of analysis and detection can we find clues to a better way of forecasting such occurrences in the future, to improved planning of land and water management programs, and to the safeguarding of life and property.

The purpose of this report is to analyze the meteorological conditions which produced these heavy rains over the drought area, to present facts concerning the use of radar in flood forecasting, and to compile and record basic hydrometeorological data for the affected areas.

Part I of the report presents an analysis of the general circulation features associated with the prolonged rainfall situation. It is concluded that the heavy rains were the result of large-scale and persistent abnormalities in the general circulation of the atmosphere over the western sector of the Northern Hemisphere. This circulation brought an abundance of moisture northward from the Caribbean and the Gulf of Mexico over the South-Central States where it was released as precipitation by various circulatory and convergence mechanisms which persisted within that region for approximately two months. It is concluded that the current situation conforms with the relationship, found in previous studies, between circulation and heavy precipitation.

In Part II the synoptic aspects of four excessive rainfall periods are detailed. Numerous cases similar to the ones described occurred during the flood period, but it is obviously impracticable to describe the weather on a day-to-day basis over so long a period. The treatment used is one being developed in the Hydrometeorological Section of the Weather Bureau and concerns the use of dynamic trajectories, development of convergence, vorticity, shear, and the effect of instability in relation to the small-scale features of the wind and pressure fields to account for the occurrence of heavy rainfall.

Part III of the paper covers the use of radar as a means of obtaining information concerning heavy and prolonged rainfall over areas where reports or communications are inadequate. Information suitable for the issuance of flood warnings or

advisories was obtained from these radar reports or echoes during this period. Although this program currently is in its embryonic stage, the radar detection service issued several timely and accurate flood warnings or high water advisories during the period of excessive rainfall.

Part IV describes the floods and resultant damages, and makes comparisons with previous floods. It presents the basic hydrometeorological data, including isohyetal maps, mass rainfall curves, and river stage hydrographs.

Part V presents the basic precipitation data, including daily and hourly observed totals at recording and non-recording gage stations within the States of Texas, Oklahoma, Kansas, and Arkansas for the months of April, May, and June 1957, and in Missouri for the months of April and May, since excessive amounts of rainfall were not widespread during June in that State.

#### ACKNOWLEDGMENTS

Grateful acknowledgment is made to Leslie Smith, Director of the National Weather Records

Center, and to his staff, for rapid processing of the thousands of values used in the compilation of the hourly precipitation data section; to Helmut Landsberg, Director, Office of Climatology, and to his staff, for preparation of charts and reports relating to the paper; and to G. E. Stegall, Supervising Climatologist of the Weather Records Processing Center at Kansas City, Mo., and to his staff, for the prompt compilation of the daily precipitation totals. Further acknowledgment is made to the authors of the separate papers, Charles S. Gilman of Hydrometeorological Section, William H. Klein of Extended Forecast Section, Bennett Swenson of River Services Section, and Richard D. Tarble of Hydrologic Services Division, as well as to all others of these sections who contributed to the preparation of this paper. Further thanks are given to the personnel of the Weather Bureau Drafting Section for their splendid effort in drafting the numerous charts and to the Printing Section for reproduction of some figures and plates.



# PART I—THE FLOOD-PRODUCING RAINS OF SPRING 1957, IN RELATION TO THE MEAN CIRCULATION

WILLIAM H. KLEIN

EXTENDED FORECAST SECTION, U. S. WEATHER BUREAU, WASHINGTON, D. C.

## 1. INTRODUCTION

Heavy precipitation was followed by severe flooding in the five adjacent States of Arkansas, Kansas, Missouri, Oklahoma, and Texas from approximately the middle of April through the first two weeks of June 1957. Brief discussions of these rains and floods in relation to the large-scale atmospheric circulation were included in the series of articles concerning the weather and circulation of each month that appear regularly in the *Monthly Weather Review* [1, 4, 11]. This topic will be treated in greater detail in the current report, with the aid of maps covering a time period longer than one month.

For this purpose the months of April and May 1957 were taken as a unit,<sup>1</sup> and mean maps were constructed for the entire 61-day period (figs. I-1 to I-10). Although these maps clearly reveal most of the features generally associated with heavy rain in the south-central United States, their character is weakened by inclusion of data from the first half of April, when the circulation pattern was quite different from the flood-producing regime which prevailed during the second half of April and all of May. Nevertheless the entire month of April has been used in order to facilitate comparison with the long-period average or "normal" circulation, which is available for full-month periods only [19].

Figures I-1 to I-10 provide the climatological background for the great rains and floods of April-May 1957. For convenience the maps will be discussed separately for lower, middle, and

<sup>1</sup> In this section, it may be noted, the mean circulation pattern discussed concerns the months of April and May but not June. The extension of the period into June was considered undesirable since the circulation of June was marked by a gradual transition within the month and showed the effects of hurricane Audrey during the last half [11]. Such a combination of factors might tend to confuse or obscure the mean circulation pattern associated with the flood-producing rains.

upper levels of the troposphere, but, of course, all are closely interrelated. It will be shown that at all levels meteorological conditions were similar to those which are well known to be conducive to heavy precipitation. Therefore, the rains and floods can readily be explained in terms of the observed circulation. However, no attempt will be made to explain the basic causes of the circulation anomalies themselves.

## 2. THE LOWER TROPOSPHERE (SEA LEVEL-5000 FT.)

The circulation of the lower troposphere associated with floods in the eastern two-thirds of the United States has long been known to meteorologists. A good description was given by Brooks and Thiessen in 1938 [3] as follows:

Two elements are always involved in the production of a great flood in the eastern United States: a rapid and continuing flow of moist tropical air into the country and a frequent or persistent elevation of this tropical current by a colder air mass over the same region.

Such a wind situation depends on a persistent high-pressure area in the western Atlantic and another high over the central or northern interior of the United States or farther west. The Atlantic high pushes air from the tropical Atlantic northwestward, northward, or northeastward, while the western high pushes the polar air southeastward, southward, or southwestward. . . . Along the front between the polar and the tropical air masses continuous, sometimes violent, ascent of the warmer current is in progress. Either the tropical air is the aggressor (warm front) or the polar air is making gains (cold front). In either event, the tropical air is forced upward, though usually with less violence on the warm front than on the cold . . .

When moist tropical air is forced to rise, it expands in the lower pressure aloft and cools at such a rate that in an ascent of 2 miles three-quarters of its vapor will be precipitated.

Brooks and Thiessen then go on to make a few numerical calculations for typical conditions in

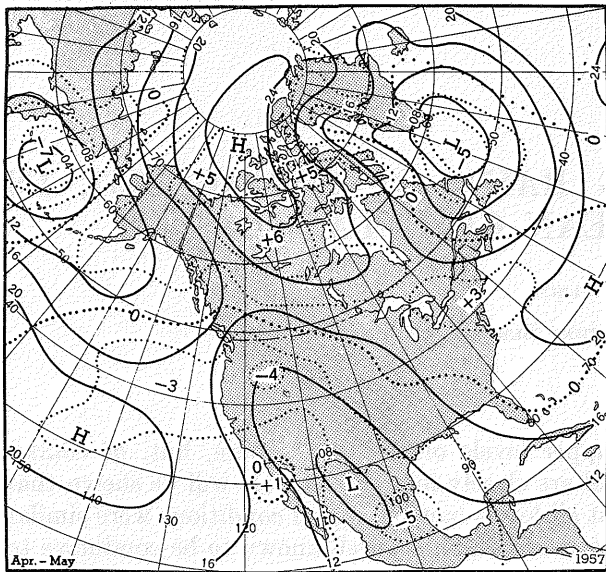


FIGURE I-1.—Mean sea level pressure map for period of April and May 1957. The isobars (solid) are labeled in millibars above 1000. The lines of equal pressure departure from normal (dotted) are drawn for every 2 millibars with the zero line heavier and anomaly centers labeled in millibars.

eastern and central United States and on this basis conclude, “. . . it is easy to see how rains of several inches in 1 day may fall when a tropical air mass mounts a polar one.”

In many respects the preceding description can be applied to this year's floods. For example, figure I-1 shows the sea level pressure distribution (isobars solid and departures from normal dotted) for the mean of April and May 1957. The western lobe of the semi-permanent Atlantic High was very well developed, with a center near Bermuda and average pressure as much as 3 mb. above normal in the Middle Atlantic States. At the same time a deep trough occupied the Rocky Mountain region, with a center of low pressure in the Rio Grande Valley and negative anomaly centers of 5 mb. in Mexico and 4 mb. in Idaho. Between the Bermuda High and the Mexican Low a broad southeasterly current (roughly parallel to the 1012 and 1016 isobars) carried moist tropical air from the Caribbean Sea and Gulf of Mexico toward the Mississippi Valley and Great Plains. The anomalous components of flow (parallel to the dotted lines in fig. I-1 with positive departures on the right) were also generally from the south-east, while the pressure gradient between Brownsville, Tex. (-4 mb.) and New York, N. Y. (+3 mb.) was 7 mb. greater than normal.

TABLE I-1.—Index of southeasterly geostrophic flow at sea level in all or part of area between New Orleans, La., and Laredo, Tex., during April and May of past six years. The index is expressed as a pressure difference in millibars.

| Year | Number of days of southeasterly flow | Total index | Mean index |
|------|--------------------------------------|-------------|------------|
| 1952 | 50                                   | 224         | 4.5        |
| 1953 | 53                                   | 280         | 5.3        |
| 1954 | 56                                   | 264         | 4.7        |
| 1955 | 56                                   | 281         | 5.0        |
| 1956 | 55                                   | 270         | 4.9        |
| 1957 | 52                                   | 313         | 6.0        |

Another index of this year's stronger than normal southeasterly geostrophic flow at sea level is contained in table I-1. The table is based on data supplied by C. S. Gilman of the U. S. Weather Bureau and was obtained by measuring the difference in sea level pressure between New Orleans, La., and Laredo, Tex., at 0630 GMT on each day of April and May in the years 1952 through 1957. On those days when a trough was located between the two cities the pressure difference was taken from New Orleans to the trough line; if a ridge was situated between the two cities the pressure difference was measured from the ridge to Laredo. No measurement was taken when northerly winds dominated the entire area. The table shows that on 52 days during April and May 1957 (out of 61 possible) southeasterly geostrophic flow occurred at sea level in all or part of the western Gulf coastal area. This was slightly less than the corresponding number observed during the previous four years. However, the magnitude of this southeasterly current was large on the days when it did prevail since both the index of total pressure difference (col. 3) and its mean value (col. 4) were considerably greater in 1957 than in any of the previous years shown.

The strong flow of moist tropical air into the flood area is depicted schematically in figure I-2 by the arrow, drawn approximately halfway between the 1012 and 1016 isobars of figure I-1. Figure I-2 also contains isolines showing the mean surface dewpoints for the period of April-May 1957. The sharp crossing of these isolines by the axis of the mean geostrophic wind field in the sense of moisture advection and their distortion in the form of a moist tongue were important indicators of moisture availability in the flood area.

One of the primary mechanisms for releasing this moisture in the form of precipitation was



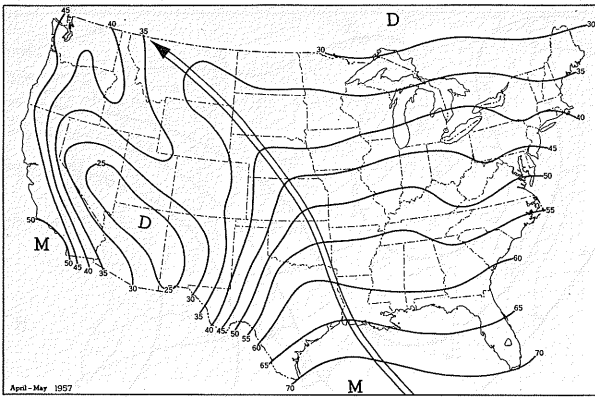


FIGURE I-2.—Mean surface dewpoints ( $^{\circ}$ F.) for months of April and May 1957 with areas of dry and moist air labeled D and M. The open arrow represents the axis of the mean geostrophic wind flow at sea level and is drawn approximately halfway between the 1012 and 1016 isobars of figure 1.

forced ascent of tropical air in convergence zones in the vicinity of quasi-stationary frontal surfaces (Part II). Fronts were present in the flood area on as many as 34 days out of the 61 in April and May, as shown in figure I-3. This figure was prepared by counting the number of days that fronts of any type appeared on the *Daily Weather Map* within 500-mile squares. Especially noteworthy is the elongated 30 isoline in the central United States, indicating that fronts were present about half the time over the entire flood area. These fronts were generally oriented from northeast to southwest, extending from the Ohio Valley through central Texas. Some of the heaviest rains fell in connection with minor perturbations within this mean frontal zone.

To the north and west of the frontal zone cool polar air masses predominated. Some of this polar air filtered into the northern part of the United States from the circulation around a strong continental High in the Arctic and central Canada, where pressures averaged as much as 6 mb. above normal (fig. I-1). Even more important, however, was the polar air which came from the west, since the Pacific Ocean is an important source region for cool air in the spring. This is illustrated by the fact that the normal April-May thickness lines for the 700-1000-mb. layer (approximately 10,000 ft. to sea level), shown as solid lines in figure I-4, dip sharply southward in passing from the western United States to the Pacific Ocean. Although the eastern lobe of the mean Pacific High was somewhat weaker than normal, the sea

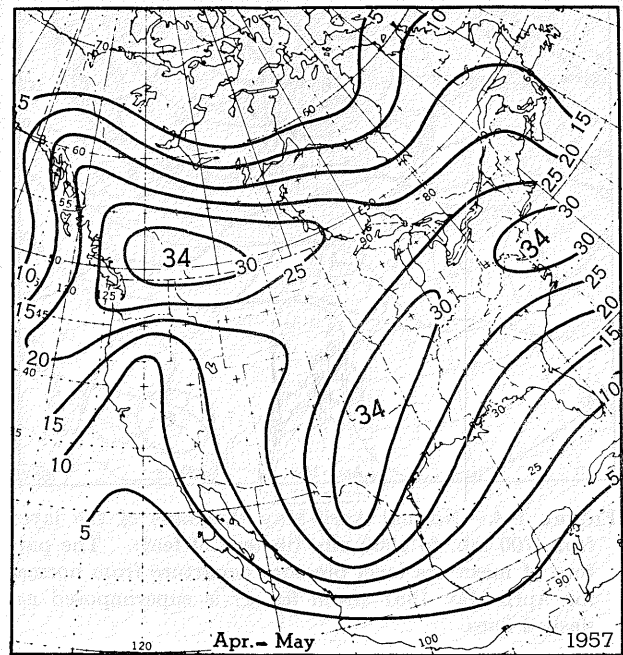


FIGURE I-3.—Number of days in April and May 1957 with fronts of any type (within squares with sides approximately 500 nautical miles). All frontal positions taken from *Daily Weather Map*, 1:30 p. m., EST. Centers of maximum frontal frequency are labeled in days.

level pressure distribution was such as to produce anomalous flow components from the west in most of the southwestern quarter of the United States, as shown by the dotted lines of equal pressure anomaly in figure I-1, reproduced as dashed lines in figure I-4. Crossing of the normal thickness lines by the anomaly isolines in figure I-4 indicates the transport of considerably more polar Pacific air than normal into the southwestern United States.

This cold-air advection resulted in below normal averages of surface temperature and mean thickness (700-1000 mb.) during the months of April and May 1957. Figure I-5 indicates that the mean thickness of the layer between sea level and 10,000 ft. averaged about 60 ft. below the seasonal normal in Arizona (corresponding to a departure of  $-2^{\circ}$  C. in mean virtual temperature of the layer) with lesser departures in the rest of the Southwest. Other noteworthy features of figure I-5 are the area of below normal thickness in Canada (shaded) and the area of above normal thickness in the eastern and southern United States and the Gulf of Mexico. Abnormal warmth in the latter area was produced by strong warm-air advection, as indicated by the marked crossing

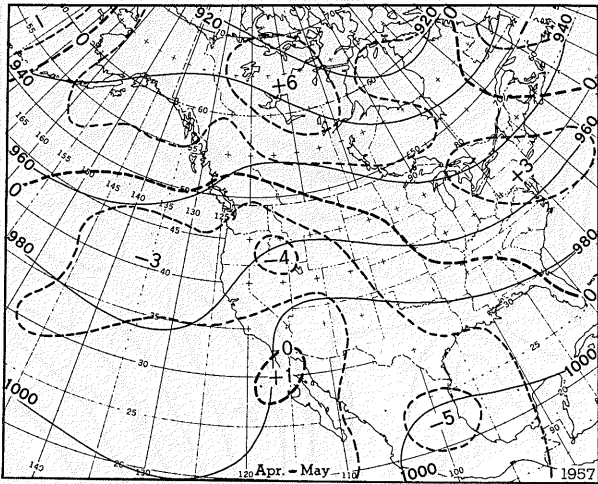


FIGURE I-4.—Normal April-May thickness of the layer from 700 mb. to 1000 mb. (in tens of feet). The pattern of mean sea level pressure departure from normal for April-May 1957 (from fig. 1) is superimposed as dashed lines.

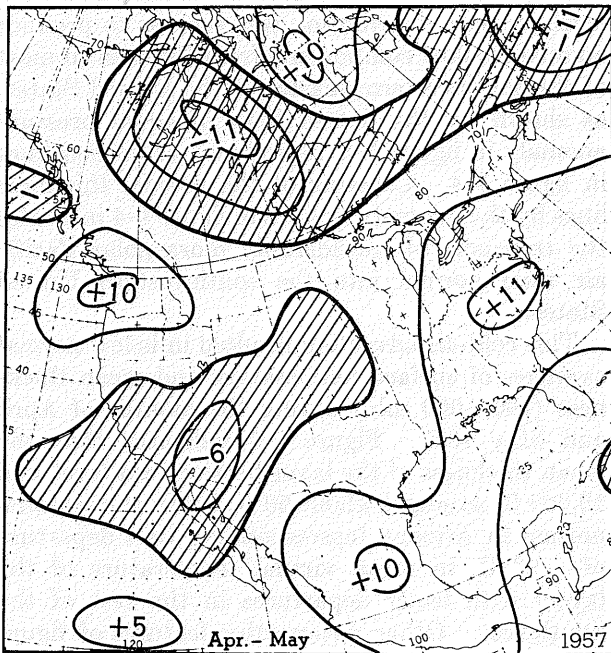


FIGURE I-5.—Departure from normal of mean thickness (700-1000 mb.) for April-May 1957, with colder than normal temperatures (negative values) shaded. Isoline interval is 50 feet, and centers are labeled in tens of feet.

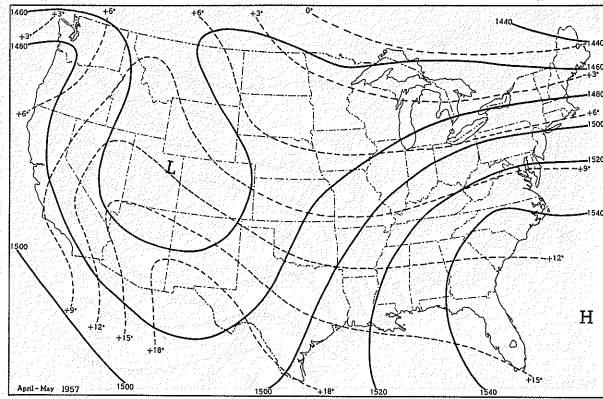


FIGURE I-6.—Mean 850-mb. chart for April-May 1957. The contours (solid) are labeled in geopotential meters. The isotherms (dashed) are in degrees C.

of the normal thickness lines (comparable to mean virtual temperature isotherms) by the dashed lines of equal pressure anomaly in figure I-4. Thus, warmer than normal tropical air masses from the Gulf and Caribbean were brought into juxtaposition with colder than normal polar air masses from the Pacific and Canada along a quasi-stationary frontal zone in the vicinity of the flood area.

Warm-air advection in the eastern half of the United States and cold-air advection in the Southwest were also strongly in evidence at the 850-mb. level (about 5,000 ft. above sea level) as illustrated in figure I-6, the mean 850-mb. chart for April-May 1957. Of special importance is the large number of quadrangles formed by intersecting contours (solid) and isotherms (dashed) in the flood area. Here strong south-southwesterly geostrophic winds were practically normal to the isotherms, so that indicated warm-air advection appeared to be greater than anywhere else on the map. Such a situation is generally associated with rising motions on a synoptic basis [13, 15] and suggests that the principle of horizontal differential advection as postulated by Gilman [6, 7] was an important part of the mechanism of the flood-producing rains, at least on several days of the period. Furthermore, apparent warm geostrophic advection, as defined by the gradient or cross pattern of isotherms and contours near the 850-mb. level, has been shown by Means [12] to be directly related to the frequency of thunderstorms in the central United States on both a daily and monthly basis. This is significant because

much of the precipitation in the flood area fell as heavy showers during severe thunderstorms.

Another feature of the lower tropospheric circulation which may have contributed to the production of precipitation was the change of curvature of the mean sea level isobars (fig. I-1) in the flood area. Whereas the isobars curved sharply anticyclonically over the Gulf of Mexico and Caribbean, they were approximately straight in the south-central United States and cyclonic in the Northern Plains. If we assume that the isobars were streamlines and that horizontal wind shear was small, then the change from anticyclonic to cyclonic curvature was associated with an increase in vorticity of air parcels in their trajectory from the Gulf of Mexico northward. This, in turn, could result in horizontal velocity convergence at low levels, upward vertical motion and adiabatic cooling, and finally, precipitation.

### 3. THE MIDDLE TROPOSPHERE (10,000-20,000 FT.)

Most previous studies of the relation between precipitation and circulation in the mid-troposphere have been derived from data for the winter season. However, the results appear to be generally applicable to the present case, even though it occurred during April and May. For example, in 1948 the author [10] pointed out that intense troughs at mid-tropospheric levels consistently appear to the west of flood-producing storms and concluded:

. . . southerly flow in advance of a deep trough aloft is intimately associated with heavy 5-day precipitation in the Tennessee Valley in winter. This conclusion is in good agreement with results of previous studies of precipitation in the eastern United States; on a daily . . . 5-day . . . monthly and annual basis. These findings can be attributed to the horizontal convergence, upward vertical motion, abundant moisture, and convective instability which characterize southerly flow from the Gulf of Mexico. . . . [The] optimum distance for precipitation is half way between trough and ridge lines for average wave length in the eastern United States, or near the point of inflection on the 700-mb. map, and nearly coincides with the region of maximum upward vertical motion in the lower troposphere according to both theoretical and empirical studies . . .

The applicability of the preceding paragraph to the present case (even though located farther west) is indicated by figure I-7, the mean 700-mb. map (approximately 10,000 ft. above sea level) for April-May 1957. The contours (solid) show that the flood area was in a region of southwesterly

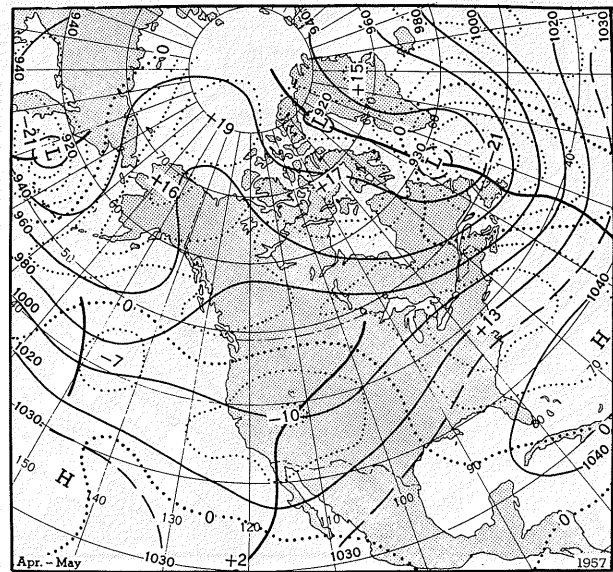


FIGURE I-7.—Mean 700-mb. chart for April-May 1957. The contours (solid) are labeled in tens of feet, with intermediate contours dashed. The isolines of departure from normal of 700-mb. height are drawn for every 50 feet with the zero line heavier and anomaly centers labeled in tens of feet. Trough lines are delineated by heavy vertical lines.

flow, east of a deep trough extending from the Dakotas southwestward through the Great Basin and Lower California into the southeastern Pacific. Furthermore, the area of flooding was just about halfway between this trough and a strong mean ridge located along the east coast, or near the point of inflection of a planetary wave of large amplitude. Thus the flood area coincided with a pattern on the 700-mb. map ideal for heavy rainfall.

Not only did the mean 700-mb. contours of figure I-7 resemble Klein's [10] schematic model for heavy precipitation, as discussed above, but they were also strikingly similar to Beebe's [2] composite charts for tornado occurrence in the southern and central Plains (Texas, Oklahoma, Kansas, and Nebraska). The mean sea level isobars (fig. I-1), surface dewpoints (fig. I-2), and 850-mb. contours (fig. I-6) also bore a resemblance to Beebe's corresponding composites. It is not surprising, then, that numerous tornadoes were reported over the flood area during both April [1] and May [4]. Many of these tornadoes were accompanied by severe thunderstorms and heavy showers which played an important role in production of the floods.

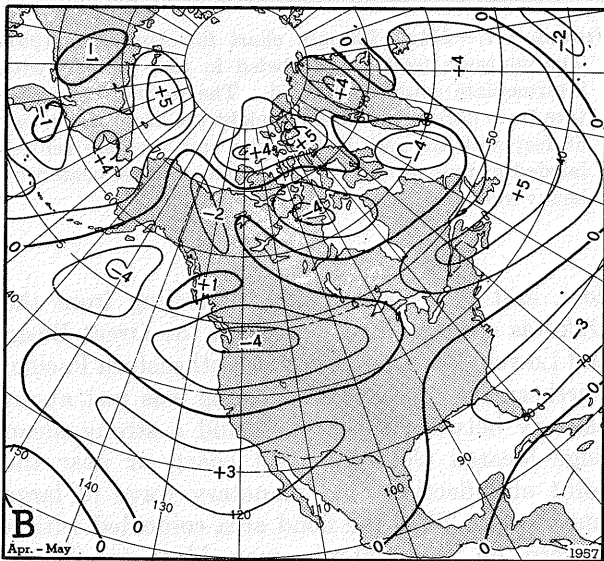
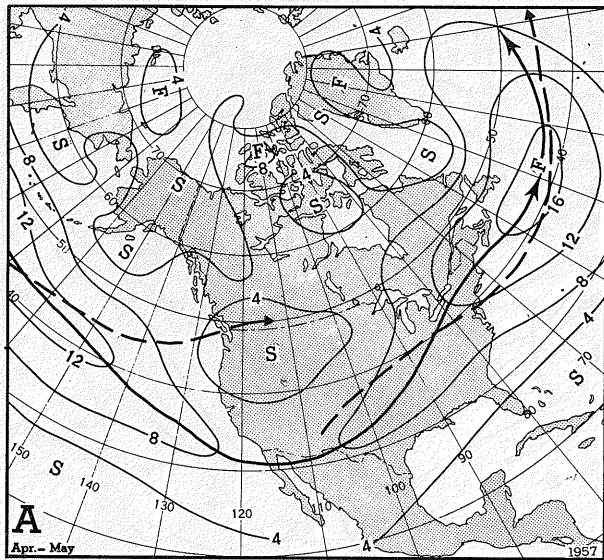


FIGURE I-8.—(A) Total horizontal geostrophic wind speeds at 700 mb. for mean of April and May 1957 (in meters per second). Solid arrow is drawn through axis of maximum wind speed and represents primary 700-mb. jet stream; dashed arrows indicate corresponding axes on the normal map for this period. Centers of slow and fast wind speed are labeled S and F respectively. (B) Departure from normal of wind speeds shown in A. The anomalies are drawn at intervals of 2 meters per second with zero line heavier and central values labeled in meters per second.

The pertinent features of the mean 700-mb. circulation are brought into sharper focus by the dotted lines of figure I-7, which express the departure of observed 700-mb. heights from the April-May normal. These anomalies show that

the east coast ridge was stronger than normal, by as much as 130 ft, in the Middle Atlantic States, while the western trough was more intense than normal, with maximum departure of  $-100$  ft. in the central Plateau. The result was anomalous geostrophic flow from the south (parallel to the dotted lines) between the Rockies and the Appalachians. In the flood area itself heights were near normal (denoted by heavier dotted line of zero height anomaly), but anomalous components from the south were strong and confluent (dotted lines close together and converging).

The pattern of 700-mb. height departure from normal shown in figure I-7 is about what one would expect for a flood situation on the basis of previous empirical studies of winter precipitation by both Hawkins [8] and Stidd [18]. The former prepared composite or mean 700-mb. maps by selecting the 10 wettest 5-day mean periods at each of several cities in the United States, while the latter prepared correlation fields showing the relationship between mean monthly 700-mb. height and total monthly precipitation averaged over given States. Both investigators found that for Texas and Arkansas the heaviest rains occurred when heights were above normal in the East and below normal in the Southwest, with a 700-mb. height anomaly pattern very similar to that observed in figure I-7.

Another method of analyzing the mean 700-mb. circulation of figure I-7 is to compute the total horizontal geostrophic wind speed at standard grid points. The geographical distribution of these winds is shown in figure I-8A, and the departure from normal of wind speed is analyzed in figure I-8B. The heavy arrow drawn through the axis of maximum wind speed in figure I-8A may be considered as a 700-mb. "jet stream." It dipped far southward in the eastern Pacific, approaching  $30^{\circ}$  N. latitude upon entering the North American continent in Lower California, then curved cyclonically through the flood area and anticyclonically over New England before entering the Atlantic at about  $42^{\circ}$  N. The jet stream was displaced north of its normal April-May position, shown by the dashed arrow in figure I-8A, throughout the Atlantic and the northeastern United States, but it was well south of normal in the rest of North America as well as the eastern Pacific. Such deviations from normal were indicative of the large amplitude of the westerly wave system in the United States.



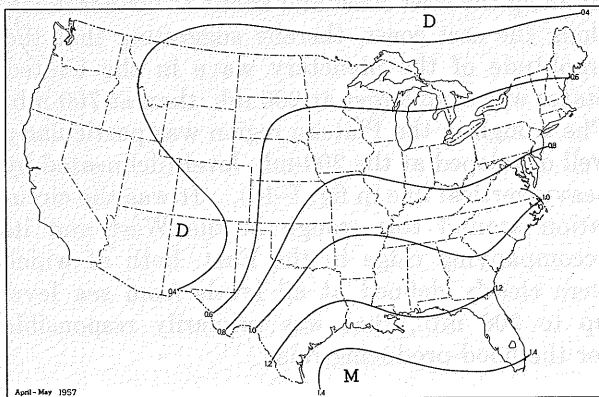


FIGURE I-9.—Mean precipitable water, in inches, for the layer from the surface to 400 mb. for the months of April and May 1957. Areas of dry and moist air are labeled D and M respectively.

In the Pacific Northwest and the Gulf of Alaska, centers of slow wind speed were observed (fig. I-8A), and speeds were as much as 4 meters per second below normal (fig. I-8B). To the south and east, on the other hand, wind speeds averaged above normal, as much as 3 meters per second off Lower California. Thus, the flood area and the region to its west were affected by a form of blocking and low index, manifested by weaker than normal wind speeds (fig. I-8B) and above-normal 700-mb. heights (fig. I-7) in northern portions of western North America and the eastern Pacific, in contrast to above normal wind speeds and below normal heights in southern portions. Similar blocking and low index circulations, accompanied by southward displacement of the jet stream, have long been associated with increased storminess and precipitation at middle and low latitudes [14].

Before discussing the circulation of the upper troposphere, it is of interest to examine the moisture distribution integrated over nearly the entire troposphere. For this purpose mean values of the precipitable water content of the atmosphere from the surface to 400 mb. were computed at radiosonde stations in the United States for the months of April and May 1957. The data were obtained from daily values kindly furnished by the Hydrometeorological Section of the U. S. Weather Bureau. The results, analyzed in figure I-9, closely resemble the pattern of mean surface dewpoint, drawn in figure I-2, as would be expected from numerous hydrometeorological studies [17]. Both figures show maximum moisture in the Gulf of Mexico and minimum values over

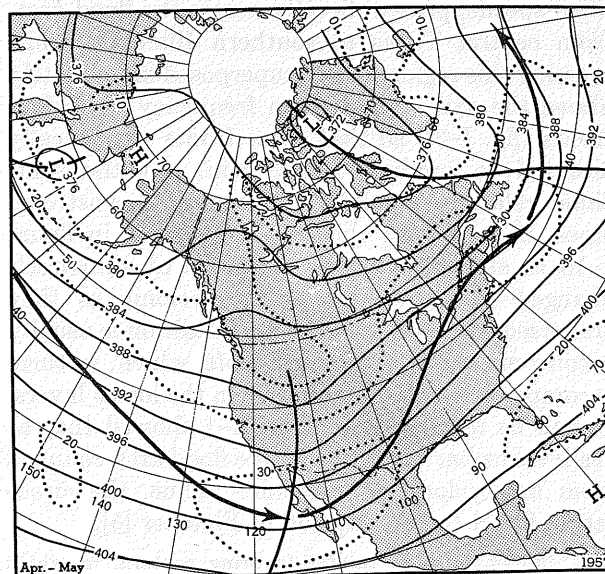


FIGURE I-10.—Mean 200-mb. contours (solid, in hundreds of feet) and isotachs (dotted, in meters per second) for April-May 1957. Solid arrows indicate position of the mean 200-mb. jet stream. Heavy vertical lines delineate trough lines.

Canada and the southern Plateau. A moist tongue, or axis of maximum value considered in a zonal direction, is also present on both charts to the west of the Mississippi River. It was this moist tongue, with precipitable water content averaging about one inch over the flood area, which supplied the moisture necessary for the heavy rains.

#### 4. THE UPPER TROPOSPHERE (30,000-40,000 FT.)

The effect upon precipitation of the circulation in the upper troposphere, particularly the jet stream, has been stressed by Riehl and his co-workers [16]. Using the 300-mb. level as an example, they state,

... there should be a correlation between the position of the jet axes and precipitation. The heaviest upglide precipitation should tend to occur along those portions of a front that are situated under the core of the upper current. . . . *Cloudiness and precipitation should prevail in regions where the relative vorticity decreases downstream along the streamlines.* [Italics Riehl's]

That these conditions were satisfied in this case is indicated by figure I-10, the mean 200-mb. chart (at a level of about 40,000 ft.) for the April-May period. The mean jet stream (heavy solid arrows), drawn through the axis of maximum

wind speeds, passed directly across the flood area, from central Texas to southern Illinois. While crossing this region, it was superposed immediately above the axis of maximum frequency of surface fronts (fig. I-3), so that these fronts were ideally situated to produce heavy rain. At the same time relative vorticity decreased downstream since, if we regard the contours (solid) in figure I-10 as streamlines, the curvature of air parcels changed from cyclonic to anticyclonic as they traversed the flood area. This condition is usually a concomitant of divergence aloft, which, in turn, is compensated by convergence in the lower layers. It will be recalled that figure I-1 showed that at sea level isobar curvature in the flood area changed from anticyclonic to cyclonic. Thus, the circulation fitted the description of Fletcher [5],

A different sort of rainfall-favoring pattern, in which mass convergence takes place at low levels and mass divergence aloft, is characterized, on the inflow side, by anticyclonically curved isobars at low levels and cyclonically curved isobars aloft and, on the outflow side, by anticyclonically curved isobars aloft and cyclonically curved isobars below.

In the above paragraph only the vorticity due to curvature was considered. If we include the effect of horizontal wind shear, then that portion of the flood area north of the jet axis should be especially preferred for precipitation because there the effect of decreasing cyclonic curvature was reinforced by decreasing cyclonic shear [16]. This follows from the fact that the flood area was located in the exit or diffluent zone [9], downstream from the center of maximum wind speed in northern Mexico, where mean geostrophic speeds were over 30 meters per second, as shown by the dotted isotachs in figure I-10. To the right of the jet, on the other hand, changes of shear and curvature were opposite in sign, so that the effect of the jet stream upon the floods was uncertain. Heavy rains in this area can be better explained by greater moisture supply (fig. I-9), low-level convergence, and convective processes leading to showers, thunderstorms, and tornadoes, as previously noted.

Over most of the hemisphere the mean jet stream was located in nearly the same position at the 200- and 700-mb. levels (compare figs. I-8A and I-10), but wind speeds were two to three times as large at 200 mb. In North America, however, the axis of the 200-mb. jet was about 5° latitude farther south than that of the 700-mb.

jet along the west coast and about 1° farther north along the east coast, thereby suggesting that the amplitude of the planetary wave in the United States was even larger at 200 mb. than at 700 mb. The trough in the Plateau region was particularly well developed at the 200-mb. level (delineated by heavy vertical line in fig. I-10). It was the circulation around this trough in the West and its accompanying ridge in the East, both of which were clearly defined at all levels from sea level up to 200 mb., that was primarily responsible for the flood-producing rains.

## REFERENCES

1. J. F. Andrews, "The Weather and Circulation of April 1957—A Stormy Month over the United States Characterized by Two Contrasting Temperature Regimes," *Monthly Weather Review*, vol. 85, No. 4, Apr. 1957, pp. 124-131.
2. R. G. Beebe, "Tornado Composite Charts," *Monthly Weather Review*, vol. 84, No. 4, Apr. 1956, pp. 127-142.
3. C. F. Brooks, and A. H. Thiessen, "The Meteorology of Great Floods in the Eastern United States," *Annual Report of the Board of Regents of the Smithsonian Institution, 1938*, Smithsonian Institution, Washington, D. C., 1939, pp. 325-348.
4. C. R. Dunn, "The Weather and Circulation of May 1957—A Month with Severe Floods and Devastating Tornadoes in the Southern Plains of the United States," *Monthly Weather Review*, vol. 85, No. 5, May 1957, pp. 175-182.
5. R. D. Fletcher, "Hydrometeorology in the United States," *Compendium of Meteorology*, American Meteorological Society, Boston, 1951, pp. 1033-1047.
6. C. S. Gilman, Expansion of the Thermal Theory of Pressure Changes, Sc. D. Thesis, Massachusetts Institute of Technology, 1949 (unpublished).
7. C. S. Gilman, "Meteorology of Major Storms," paper presented at meeting of Hydraulics Division of the American Society of Civil Engineers, Austin, Tex., Sept. 8-10, 1954.
8. H. F. Hawkins, Jr., "Studies of Winter Precipitation," *Weatherwise*, vol. 3, No. 6, Dec. 1950, pp. 138-144. 6th in a series of articles by D. E. Martin and H. F. Hawkins on "Forecasting the Weather—The Relationship of Temperature and Precipitation over the United States to the Circulation Aloft."
9. D. H. Johnson, and S. M. Daniels, "Rainfall in Relation to the Jet Stream," *Quarterly Journal of the Royal Meteorological Society*, vol. 80, No. 344, Apr. 1954, pp. 212-217.
10. W. H. Klein, "Winter Precipitation as Related to the 700-mb. Circulation," *Bulletin of the American Meteorological Society*, vol. 29, No. 9, Nov. 1948, pp. 439-453.

11. W. H. Klein, "The Weather and Circulation of June 1957—Including an Analysis of Hurricane Audrey in Relation to the Mean Circulation," *Monthly Weather Review*, vol. 85, No. 6, June 1957, pp. 208-220.
12. L. L. Means, "On Thunderstorm Forecasting in the Central United States," *Monthly Weather Review*, vol. 80, No. 10, Oct. 1952, pp. 165-189.
13. J. E. Miller, "Studies of Large Scale Vertical Motions of the Atmosphere," *Meteorological Papers*, vol. 1, No. 1, New York University, July 1948, 49 pp.
14. J. Namias, *Extended Forecasting by Mean Circulation Methods*, U. S. Weather Bureau, Washington, D. C., Feb. 1947, 89 pp.
15. R. R. Rapp, An Aid in Forecasting 12-Hour Precipitation Amounts at New York City, unpublished U. S. Weather Bureau manuscript, March 1949, 9 pp.
16. H. Riehl, et al., "Forecasting in Middle Latitudes," *Meteorological Monographs*, vol. 1, No. 5, American Meteorological Society, June 1952, 80 pp.
17. A. L. Shands, "Mean Precipitable Water in the United States," U. S. Weather Bureau *Technical Paper* No. 10, April 1949, 48 pp.
18. C. K. Stidd, "The Use of Correlation Fields in Relating Precipitation to Circulation," *Journal of Meteorology*, vol. 11, No. 3, June 1954, pp. 202-213.
19. U. S. Weather Bureau, "Normal Weather Charts for the Northern Hemisphere," *Technical Paper* No. 21, Washington, D. C., 1952, 74 pp.

# PART II—RELATION OF SURFACE PRESSURE FEATURES TO SOME OF THE HEAVY RAINFALL CENTERS

CHARLES S. GILMAN

HYDROMETEOROLOGICAL SECTION, U. S. WEATHER BUREAU, WASHINGTON, D. C.

## I. INTRODUCTION

The large-scale aspects of the heavy rains are discussed in Part I. The synoptic aspects from day to day obviously cannot be treated in detail for every day of the period. Rather, the synoptic aspects of selected excessive rainfall days have been chosen for more complete treatment. The treatment used is one being developed in the Hydrometeorological Section of the Weather Bureau and is described in a manuscript which will be pre-printed in the National Hurricane Research Project series [5].

The warm airmasses ahead of the front or the frontal zones themselves were the locale of the excessive rainfall accumulation as pointed out by Klein in Part I. Characteristics of all the excessive rainfall situations were strong southerly flow, high moisture content in that flow, conditional instability, and rather large contrast between the warm and cold airmasses, although this contrast might be as much as 200 miles away. Qualitatively, these features are associated with most heavy rainfall situations in the eastern United States. Many descriptions of heavy rainfall situations have been prepared emphasizing such features [6, 7, 8, 9, 13]. Yet when used in forecasting, they give only very general guides as to where the heaviest precipitation will fall. The description here attempts to examine other features that will indicate where the bursts will be localized. Other features necessary for the occurrence of heavy rainfall which have received more detailed treatment in the past, such as, for example, the volume of precipitable water that can enter the area, are dealt with only cursorily.

The method of illustration is, then, to relate the development of the convergence areas necessary to account for the occurrence of heavy rainfall to small-scale features of the pressure field.

This relationship is attacked by techniques recently developed in the Hydrometeorological Section [5]. Extensive use is made of dynamic trajectories computed as described in [5]. These computations are essentially the same as those described by Franceschini and Freeman [3] and the Air Weather Service [1]. In constructing trajectories, the winds at the second standard level above the surface (as plotted on NAWAC maps) were used to define the initial wind field, and the sea level pressures (as plotted on NAWAC charts) were used to define the isobaric field. Thus the maps inevitably contain errors of observation, transmission, and plotting, as well as the more pernicious errors attributable to pressure reductions to sea level, instrumental deficiencies, limits in standardization from one instrument to the next, and short-lived fluctuations in the pressure field. The reader can judge from a comparison of the analysis with the data how closely the pressures have been used and the reality of the features portrayed.

Regarding the so-called "thunderstorm errors" in pressure, the writer has been surprised while preparing many such analyses how few observations have to be entirely eliminated from the small-scale analysis. It appears that most of the seemingly erratic pressures are associated with features that extend over two or three 3-hourly maps and also over several stations in the present synoptic network. No more than a modest effort is necessary to find most of these features and to follow them from map to map. It is necessary to allow, of course, for systematic errors in the pressures at some stations. Frequent analysis at hourly intervals has been quite instructive in defining the features and showing their relation to heavy rainfall. Perhaps meso-analyses, which were beyond the scope of the present investigation, would have



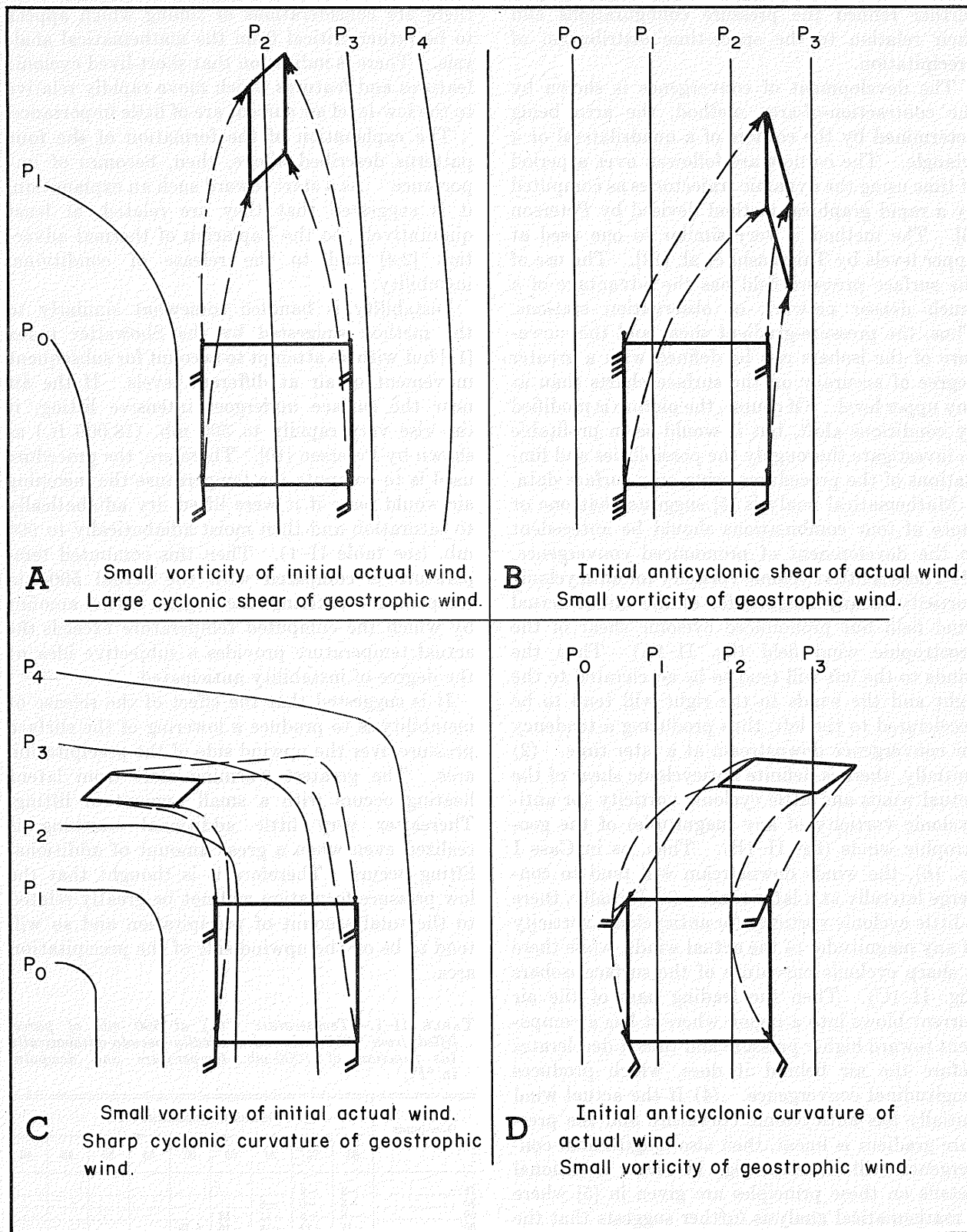


FIGURE II-1.—Typical convergence-producing configurations in surface pressures and gradient level winds.

further refined the pressure configurations and their relation to the space-time distribution of precipitation.

The development of convergence is shown by the contraction-of-area method, the area being determined by the corners of a quadrilateral or a triangle. The corners are followed over a period of time using the dynamic trajectories as computed by a rapid graphical method devised by Peterson [5]. The method is very similar to one used at upper levels by Takahashi et al. [12]. The use of the surface pressure field has the advantage of a much denser network of observation stations. Thus, the pressure-gradient shear and the curvature of the isobars can be defined with a greater degree of accuracy on the surface charts than at any upper level. Of course, the picture is modified by conditions aloft, but it would seem profitable to investigate thoroughly the possibilities and limitations of the procedures using only surface data.

Mathematical analysis [5] suggests that one or more of four combinations should be antecedent to the development of pronounced convergence. (1) There is little cyclonic vorticity (or anticyclonic vorticity of any magnitude) of the initial actual wind field but pronounced cyclonic shear of the geostrophic wind field (fig. II-1A). Then the winds to the left will tend to be accelerated to the right and the winds to the right will tend to be accelerated to the left, thus producing a tendency for convergence downstream at a later time. (2) Initially, there is definite anticyclonic shear of the actual winds and little cyclonic vorticity (or anticyclonic vorticity of any magnitude) of the geostrophic winds (fig. II-1B). Then, as in Case I (p. 16), the winds downstream will tend to converge laterally at a later time. (3) Initially, there is little cyclonic vorticity (or anticyclonic vorticity of any magnitude) of the actual winds, while there is sharp cyclonic curvature of the surface isobars (fig. II-1C). Then the leading part of the air current blows into a region where it has a component toward higher pressure and thus it decelerates before the air behind it does, which produces longitudinal convergence. (4) If the actual wind initially has anticyclonic curvature and the pressure gradient is linear, then also longitudinal convergence will develop (fig. II-1D). Additional details on these principles are given in [5] where a mathematical analysis further suggests that the time lag between the appearance of these features and the occurrence of the precipitation is in many cases of the order of from 3 to 6 hours. However,

there are considerations of timing which appear to be rather critical from the mathematical analysis. There is indication that short-lived cyclonic features and features which move rapidly relative to the low-level air current are of little importance.

The explanation of the formation of the four patterns described above, then, becomes of importance. As a start toward such an explanation, it is suggested that they are related, at least qualitatively, to the Laplacian of thermal advection [2,4] and to the release of conditional instability.

Instability is handled somewhat similarly to the method suggested by the Showalter index [11] but with an attempt to account for subsequent movement of air at different levels. If the air near the surface undergoes intensive lifting, it can rise very rapidly to 500 mb. (18,000 ft.) as shown by Peterson [10]. Therefore, the procedure used is to compute the temperature the incoming air would have if it were lifted dry adiabatically to saturation and then moist adiabatically to 500 mb. (see table II-1). Then this computed temperature is compared with the actual 500-mb. temperature entering the region. The amount by which the computed temperature exceeds the actual temperature provides a subjective idea of the degree of instability anticipated.

It is suggested that the effect of the release of instability is to produce a lowering of the surface pressure over the upwind side of the precipitation area. The greatest warming aloft from latent heating occurs with a small amount of lifting. Thereafter very little additional warming is realized even when a great amount of additional lifting occurs. Therefore it is thought that the low pressure formation will not be greatly related to the total amount of precipitation and so will tend to be on the upwind side of the precipitation area.

TABLE II-1.—Temperature (°C.) at 500 mb. of parcel lifted from 1000 mb. adiabatically-pseudo-adiabatically (as function of 1000-mb. temperature and dewpoint in °F.)

| Dew-point<br>(°F.) | 1000-mb. temperature (°F.) |     |       |       |       |       |       |       |       |
|--------------------|----------------------------|-----|-------|-------|-------|-------|-------|-------|-------|
|                    | 80                         | 75  | 70    | 65    | 60    | 55    | 50    | 45    | 40    |
| 75.....            | -2                         | -2  | ----- | ----- | ----- | ----- | ----- | ----- | ----- |
| 70.....            | -5                         | -6  | -8    | ----- | ----- | ----- | ----- | ----- | ----- |
| 65.....            | -8                         | -9  | -11   | -13   | ----- | ----- | ----- | ----- | ----- |
| 60.....            | -11                        | -12 | -14   | -15   | -18   | ----- | ----- | ----- | ----- |
| 55.....            | -13                        | -15 | -16   | -18   | -20   | -22   | ----- | ----- | ----- |
| 50.....            | -15                        | -17 | -19   | -21   | -22   | -24   | -26   | ----- | ----- |
| 45.....            | -17                        | -20 | -21   | -23   | -25   | -27   | -29   | -31   | ----- |
| 40.....            | -19                        | -22 | -23   | -26   | -27   | -29   | -31   | -34   | -36   |



FIGURE II-2.—Location of places mentioned in the text.

Rainfall also frequently produces cooling of the surface air and the formation of small-scale Highs in the surface pressure pattern which are rather closely associated with the areas of heavy precipitation.

## 2. INTERPRETATION OF HEAVY RAINS

The writer believes that the admittedly incomplete hypotheses regarding the development of small-scale features on the surface pressure field

are worthy of intensive dynamic and synoptic study. However, this paper will attempt to show only how the developments that actually occurred in four heavy rainfall cases can be interpreted according to these concepts. Thus, the ideas to be examined in each case are: (1) that the heavy rainfall areas are preceded from 3 to 6 hours in time by configurations in the surface pressure pattern or in the gradient-level wind field similar to those shown in figure 1; (2) that these con-

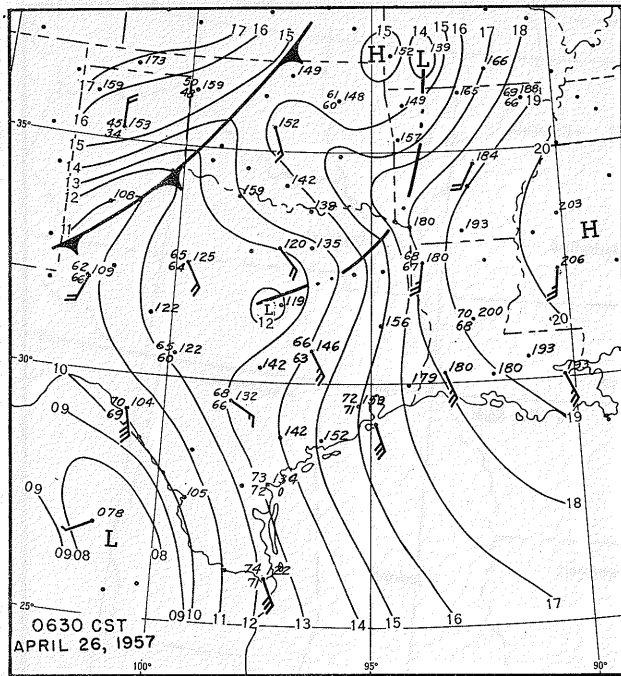


FIGURE II-3.—0630 cst sea level pressure and 0300 cst gradient-level winds, April 26, 1957.

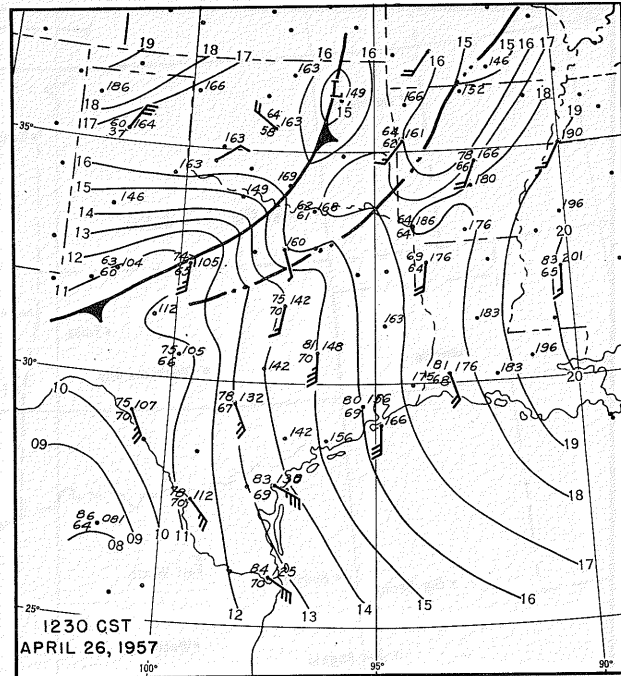


FIGURE II-4.—1230 cst sea level pressure and 0900 cst gradient-level winds, April 26, 1957.

figurations, to some extent, can be defined from the present surface synoptic network and the present accuracy of the observations as they come to the forecaster; (3) that such configurations change in association, and nearly simultaneously with the rainfall, especially when the atmosphere is (or becomes) conditionally unstable, and that such changes give some indication of the movement of the rainfall patterns; (4) that these features tend to occur in or near areas of maximum thermal advection and of convective instability.

Place names mentioned in the following are located in figure II-2.

#### Case I. 0630 cst, April 27 to 0630 cst, April 28

On the 0630 cst sea level chart for April 26 (fig. II-3) there was a definite contrast in the air-masses over southern and central Texas. Temperature and dewpoint values in the low 70's (° F.) prevailed south of a line extending from Laredo to Lake Charles, while immediately northward the temperatures were in the middle 60's F. and dewpoints were in the low 60's F. The 850-mb. chart for 0900 cst indicated a 3C.° temperature difference between southern and northern Texas and winds that were generally southerly 25-30 knots. The temperatures at 500

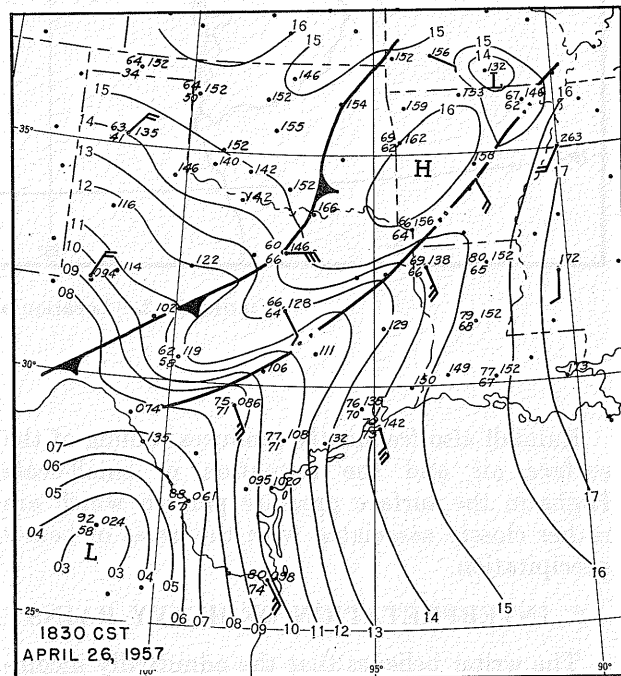


FIGURE II-5.—1830 cst sea level pressure and 1500 cst gradient-level winds, April 26, 1957.

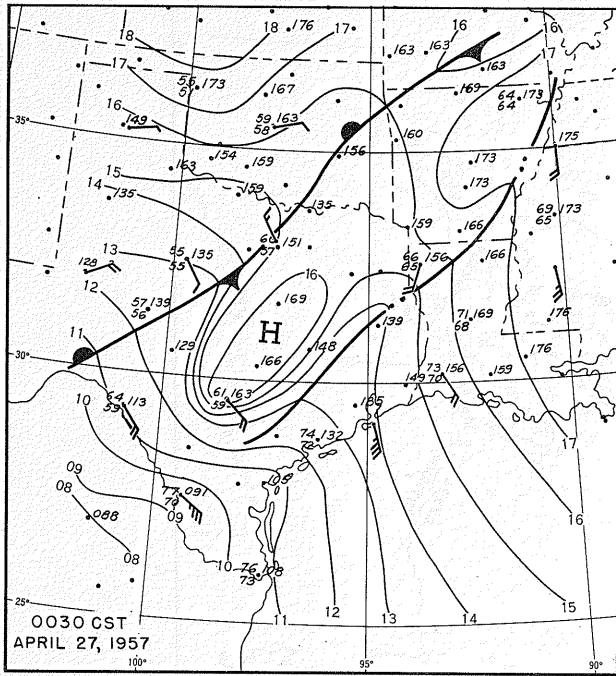


FIGURE II-6.—0030 CST sea level pressure and 2100 CST gradient-level winds, April 27, 26, 1957, respectively.

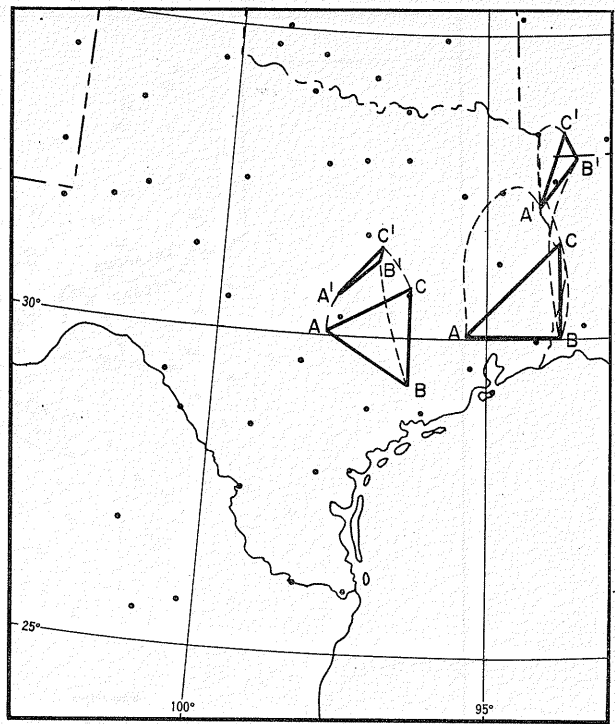


FIGURE II-8.—Convergence as shown by dynamic trajectories, April 26, 1957.

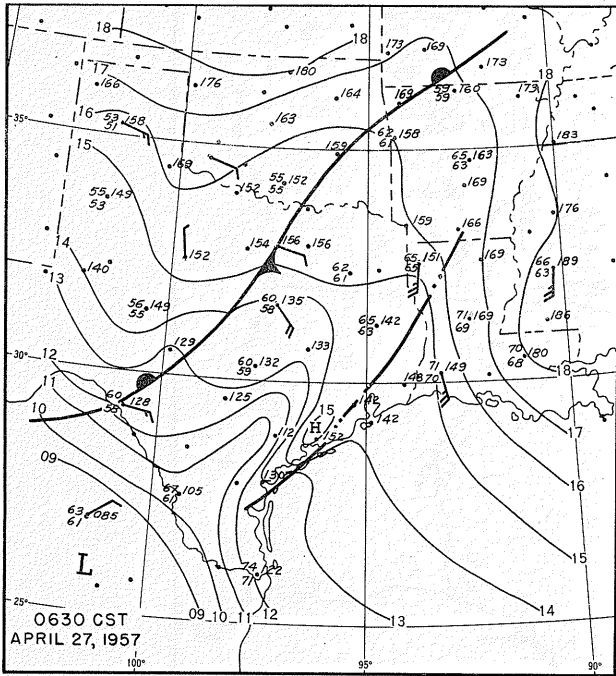


FIGURE II-7.—0630 CST sea level pressure and 0300 CST gradient-level winds, April 27, 1957.

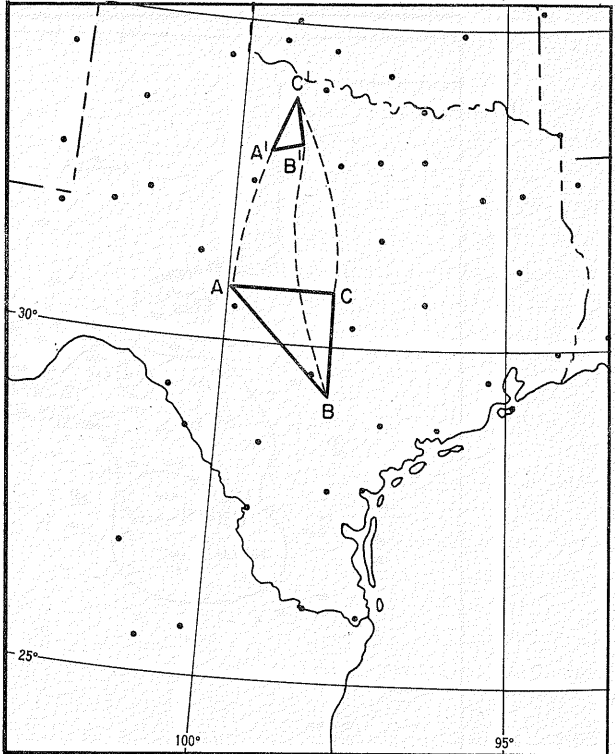


FIGURE II-9.—Convergence as shown by dynamic trajectories, April 26, 1957.

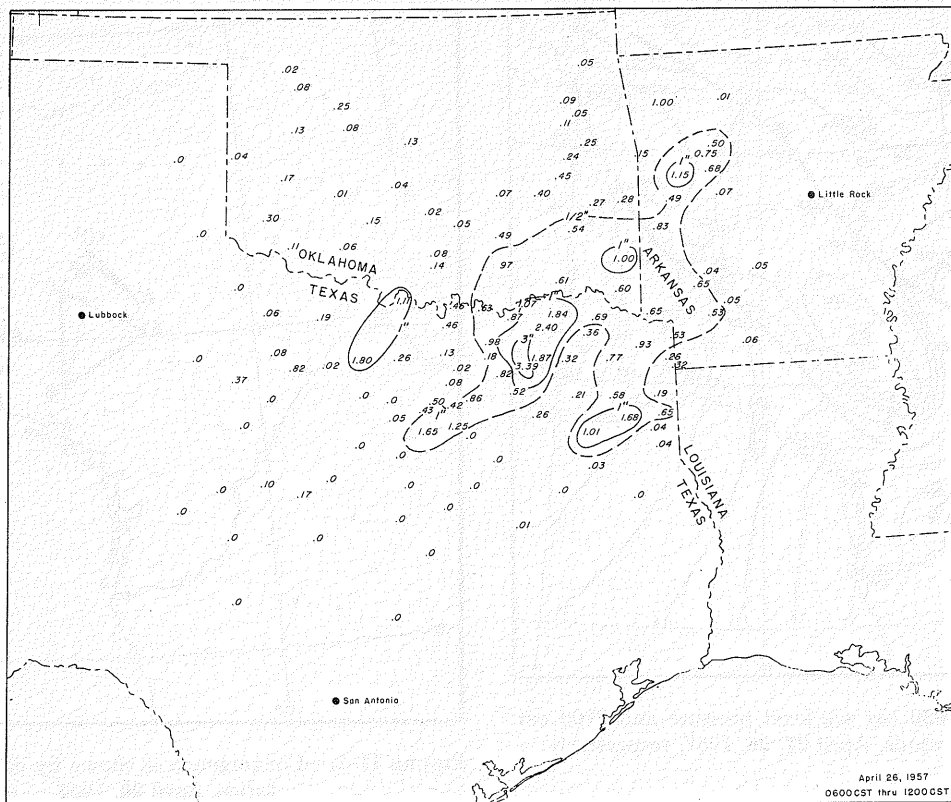


FIGURE II-10.—Rainfall, 0600 through 1200 cst, April 26, 1957.

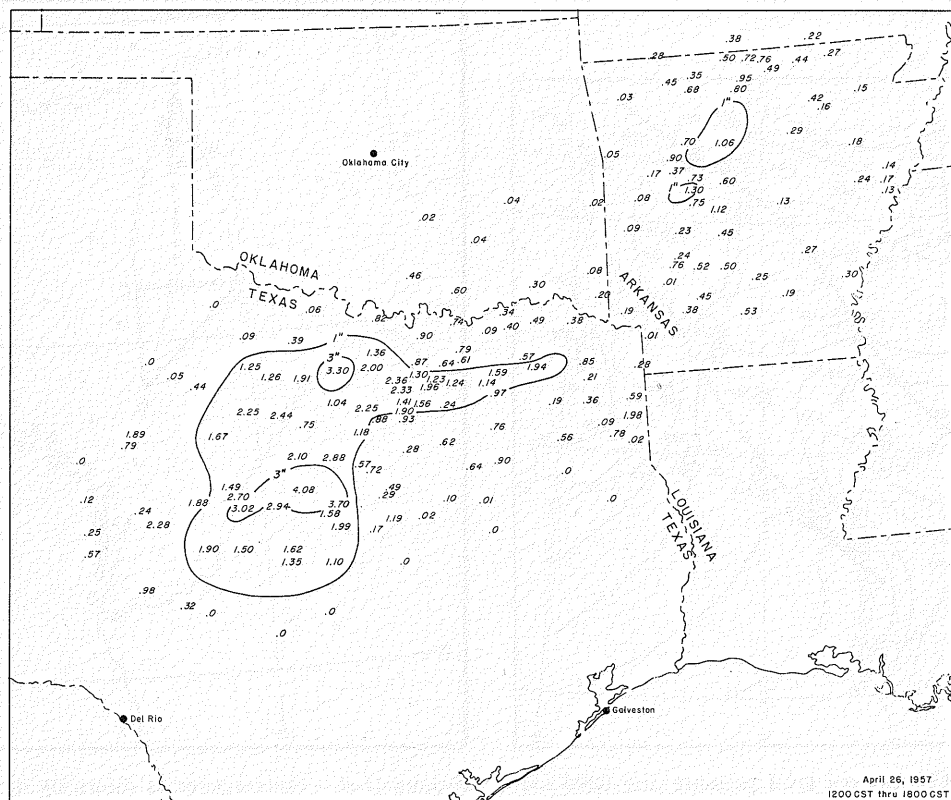


FIGURE II-11.—Rainfall, 1200 through 1800 cst, April 26, 1957.



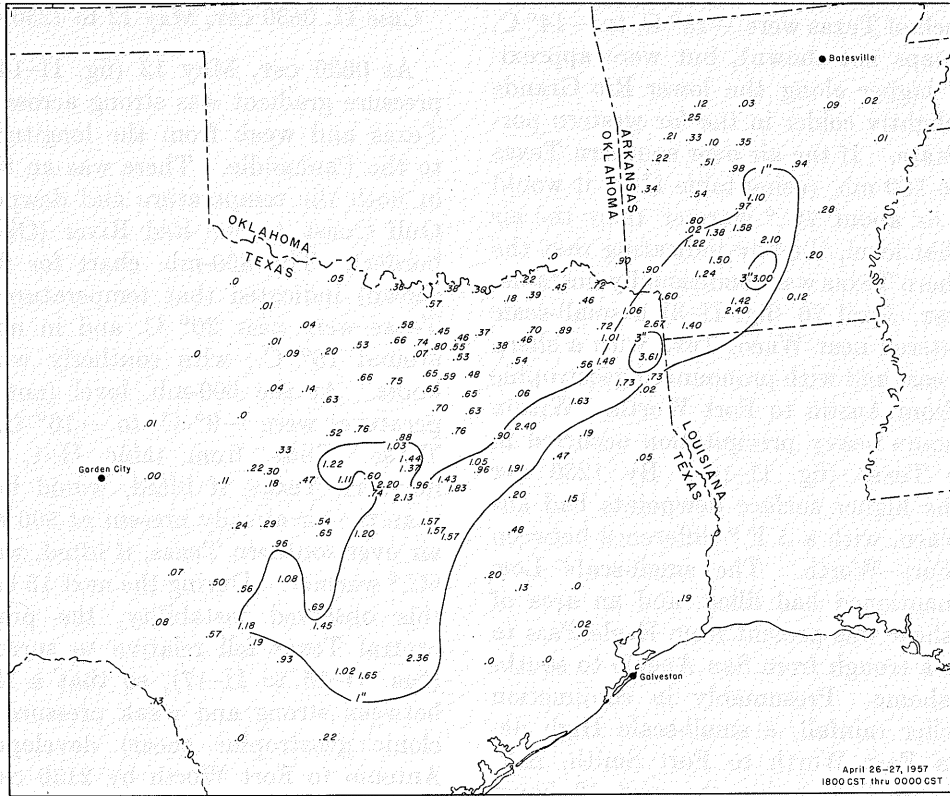


FIGURE II-12.—Rainfall, 1800 CST, April 26 through 0000 CST, April 27, 1957

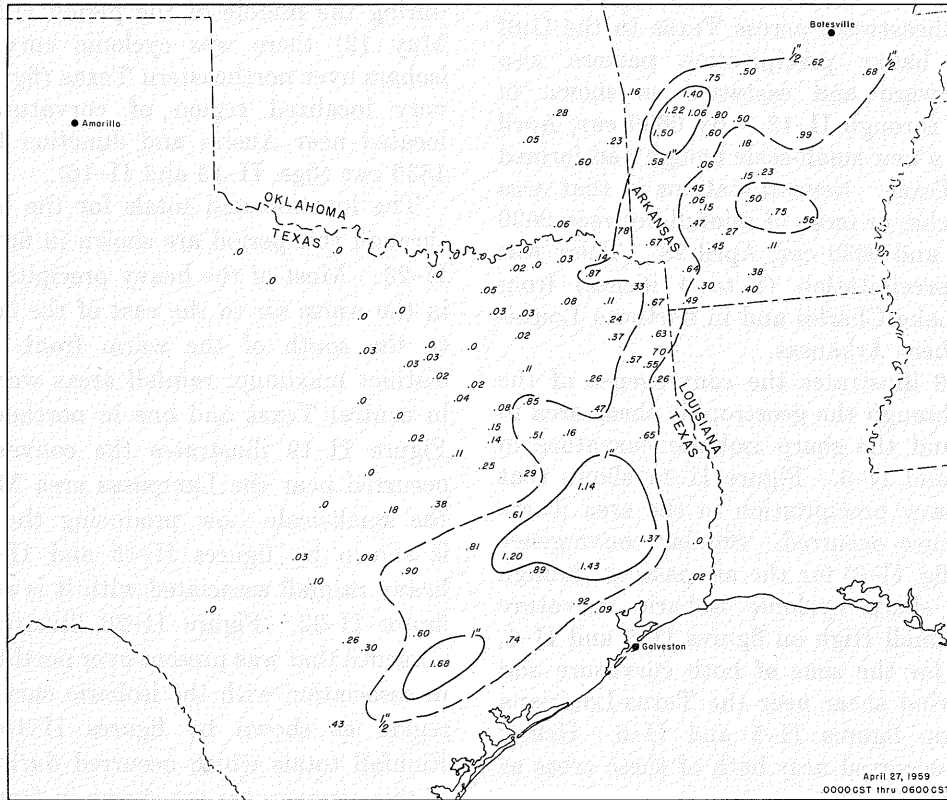


FIGURE II-13.—Rainfall, 0000 through 0600 CST, April 27, 1957.

mb. over much of Texas were  $-13^{\circ}\text{C}$ . to  $-14^{\circ}\text{C}$ . (upper air maps not shown), but were approximately  $3\text{C}^{\circ}$  higher along the lower Rio Grande Valley and slightly colder in the far western portion of the State. If the air over southern Texas were lifted to 500 mb. (using table II-1) it would be  $-7^{\circ}\text{C}$ ., or about  $7\text{C}^{\circ}$  warmer than the air already at that level, thereby indicating that the air over southern Texas was conditionally unstable.

At 0630 cst, April 26 (fig. II-3) a small-scale Low was centered near Waco, Tex., with a sharp trough to its east and with pronounced geostrophic wind shear from Austin to Fort Worth. Within the next 6 hours heavy precipitation occurred in northeastern Texas (fig. II-10). By 1230 cst (fig. II-4) the higher surface dewpoints had advanced to Waco, with a  $5\text{F}^{\circ}$  difference between Waco and Fort Worth. The small-scale Low previously mentioned had filled, and an area of geostrophic shear was present from Eagle Pass to Abilene with a trough from San Angelo to southeastern Oklahoma. Presumably in conjunction with the earlier rainfall, a small-scale High developed from Fort Worth to Fort Smith, Ark. This High intensified during the next 12 hours (figs. II-5 and II-6) and the zone of sharp isobaric curvature to its southwest moved against the gradient southeastward across Texas to the Gulf Coast. The heavy precipitation pattern also moved southward and eastward as shown in figures II-10 through II-13. By 0630 cst, April 27 (fig. II-7) a new small-scale trough had formed in southern Texas. Several stations in that area reported 4 inches or more of rainfall between 0630 cst, April 27 and 0630 cst, April 28. There was also heavy precipitation (1 to 4 inches) from Houston to Lake Charles and in northern Louisiana and southern Arkansas.

Figure II-8 illustrates the convergence of the air moving through the geostrophic shear area in figure II-4 and the sharp isobaric curvature in figures II-4 and II-5. Figure II-11 shows that there was heavy precipitation in the area where this convergence occurred. Similar convergence is indicated (fig. II-9) for the air passing through the zone of sharp cyclonic isobaric curvature south of the small High on figures II-5 and II-6, and likewise for the zone of both curvature and geostrophic wind shear near the Texas-Louisiana line shown on figures II-5 and II-6. Heavy precipitation occurred near both of these areas as shown in figure II-12.

#### Case II. 0630 cst, May 12 to 1230 cst, May 13

At 0630 cst, May 12 (fig. II-14) the surface pressure gradient was strong across north-central Texas and weak from the longitude of Abilene to the Panhandle. There was an  $8\text{F}^{\circ}$  difference in both the temperature and dewpoint from the Gulf Coast to the Red River (Oklahoma-Texas border). The 850-mb. chart for 0900 cst (not shown) indicated that temperatures in southern Texas were near  $20^{\circ}\text{C}$ . and in northern Texas around  $15^{\circ}\text{C}$ ., with southerly winds of 20-25 knots. At the 500-mb. level (not shown) temperatures were  $-9^{\circ}\text{C}$ . to  $-10^{\circ}\text{C}$ . over central Texas. Thus, from table II-1, the air over northern Texas, if lifted, would be  $2\text{C}^{\circ}$  colder than the air already present at 500 mb., while the air over southern Texas, if lifted, would be about  $6\text{C}^{\circ}$  warmer. During the next 15 hours following this observed instability, the pressures across central Texas fell relative to surrounding areas (figs. II-15 to II-17), so that a sharp contrast between strong and weak pressure gradient (cyclonic geostrophic shear) developed from San Antonio to Fort Worth by 2130 cst (fig. II-17) and persisted until the front moved through this area between 0630 and 1230 cst, May 13. Also, during the middle of the period (1230-1830 cst, May 12) there was cyclonic curvature of the isobars over northeastern Texas (fig. II-15) and a very localized region of curvature and shear located near Austin and Junction from 1230 to 1830 cst (figs. II-15 and II-16).

The location and totals for the heavy rainfall through this period are shown in figures II-21 to II-23. Most of the heavy precipitation occurred in the warm air to the east of the cold front and to the south of the warm front. Two rather distinct maximum rainfall areas were noted: one in central Texas and one in northeastern Texas. Figure II-19 illustrates the convergence which occurred near the Lampasas area May 12 where the small-scale Low producing the convergence is shown by figures II-15 and II-16, and the heavy rainfall associated with it is reproduced on figure II-22. Figure II-20 illustrates the convergence that was present over northeastern Texas in association with the isobaric curvature in that region as shown by figures II-15 and II-16. Rainfall totals which occurred during the period of this convergence are shown in figure II-22.



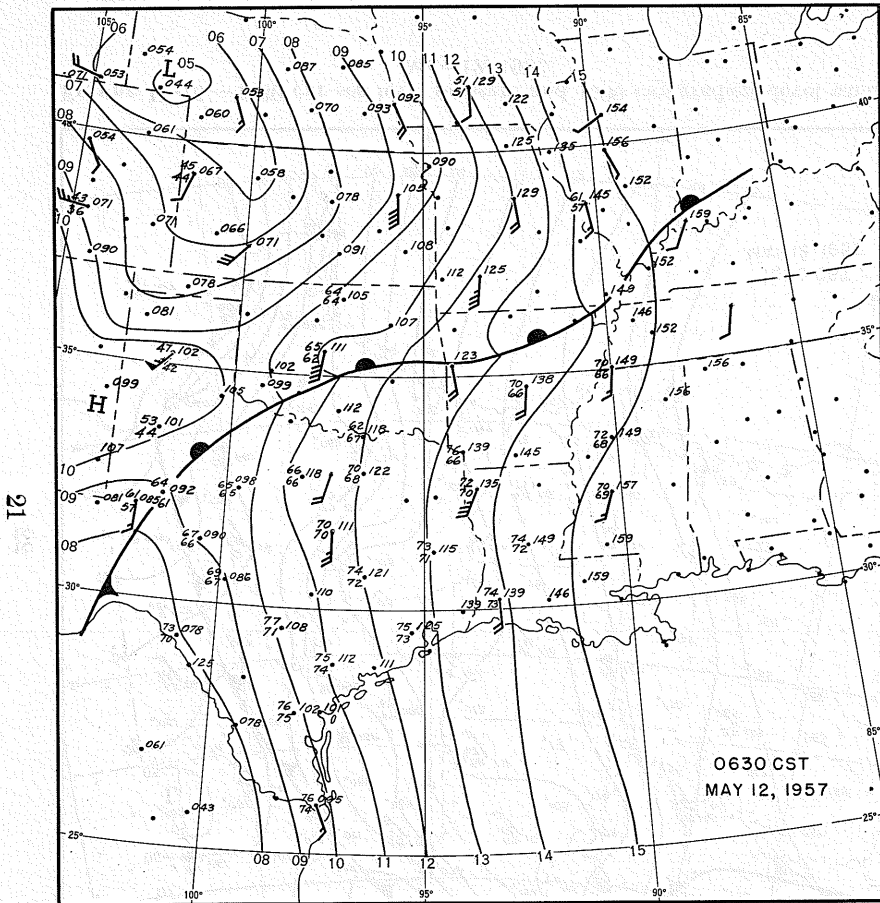


FIGURE II-14.—0630 CST sea level pressure and 0300 CST gradient-level winds, May 12, 1957.

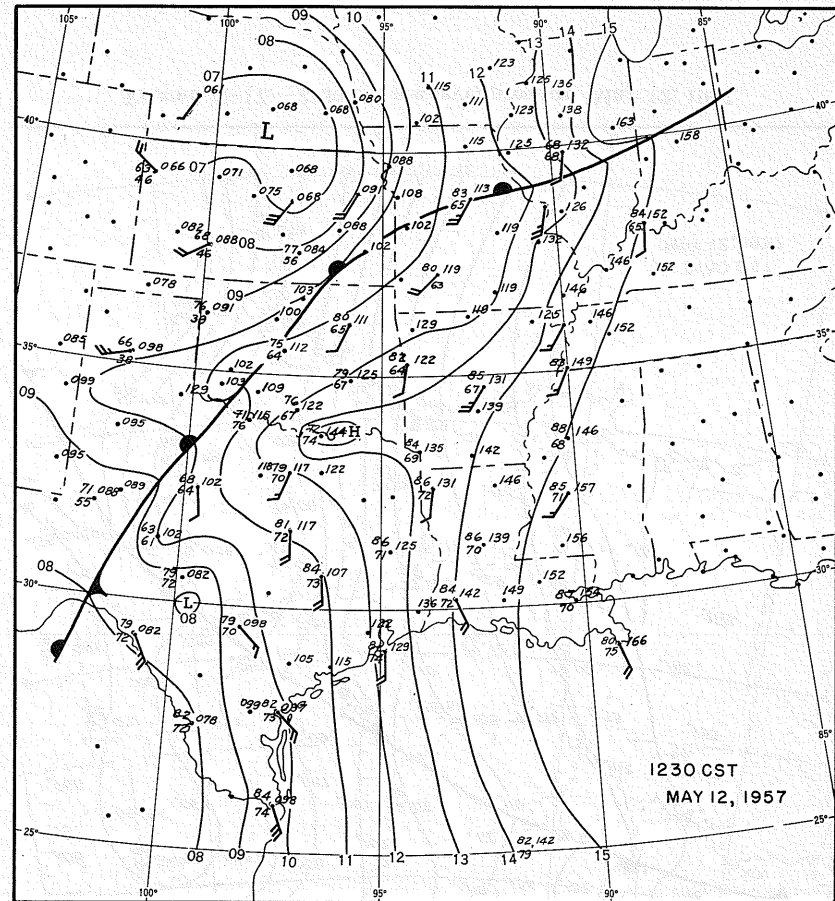


FIGURE II-15.—1230 CST sea level pressure and 0900 CST gradient-level winds, May 12, 1957.

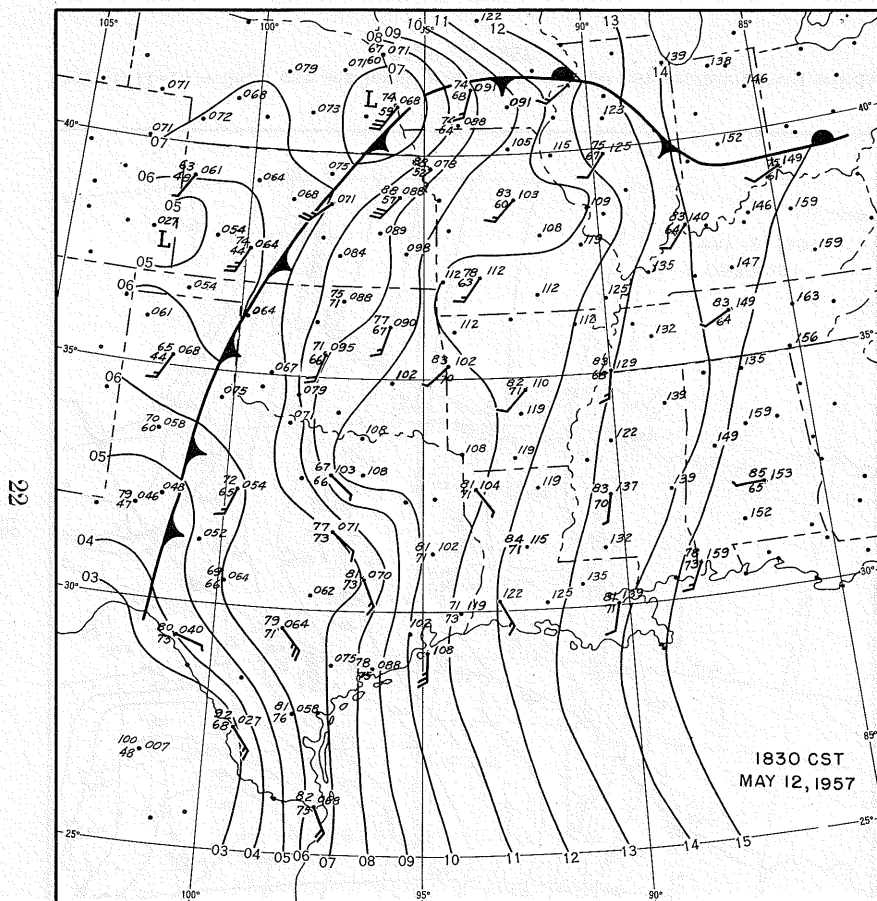


FIGURE II-16.—1830 cst sea level pressure and 1500 cst gradient-level winds, May 12, 1957.

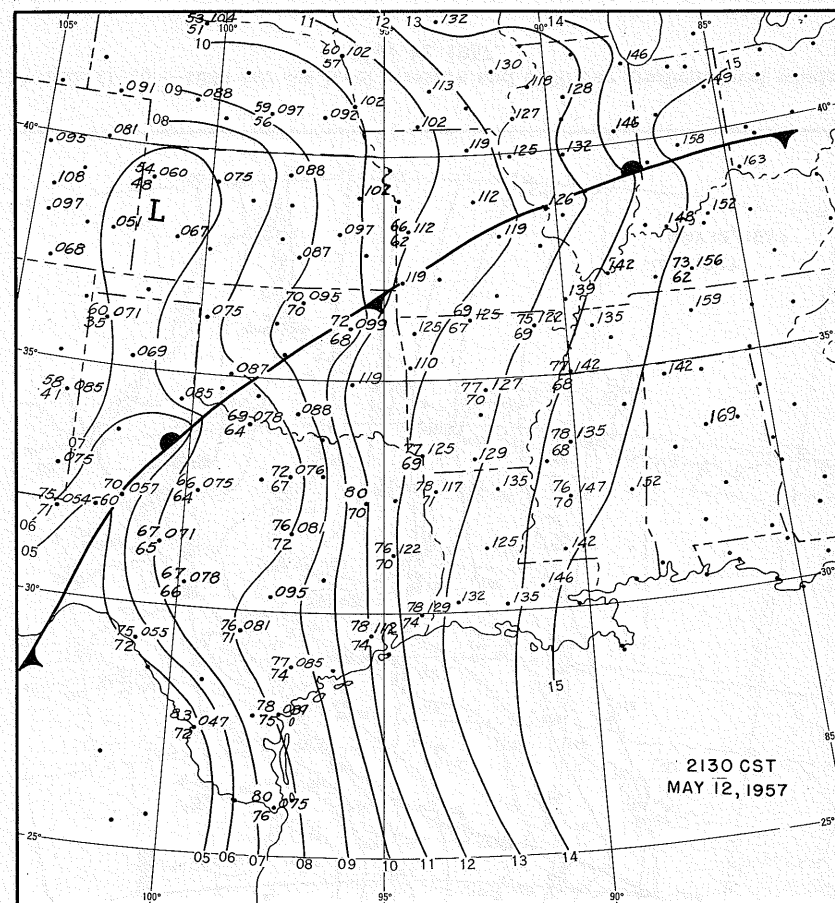


FIGURE II-17.—2130 cst sea level pressure, May 12, 1957.

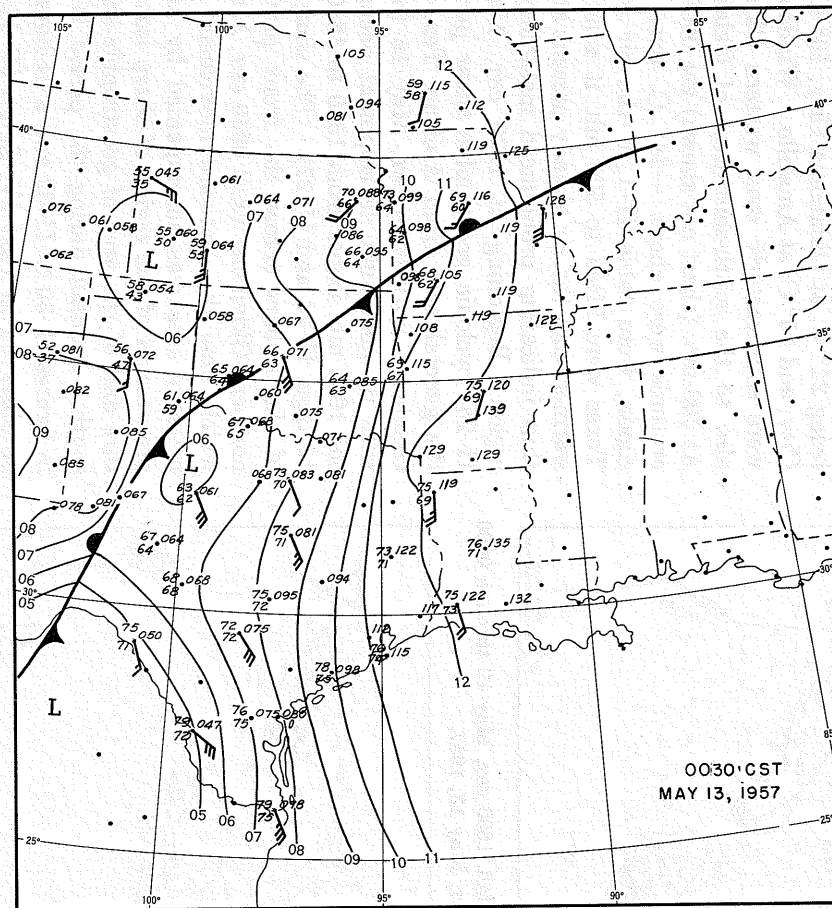


FIGURE II-18.—0000 CST sea level pressure and 2100 CST gradient-level winds, May 13, 12, 1957, respectively.

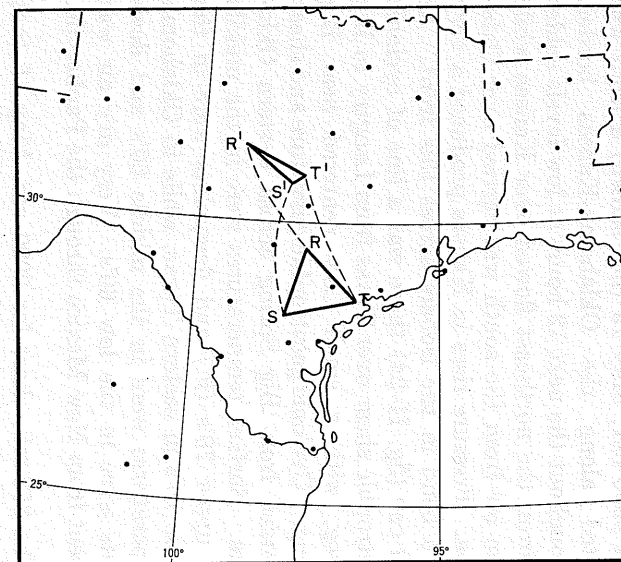


FIGURE II-19.—Convergence as shown by dynamic trajectories, May 12, 1957.

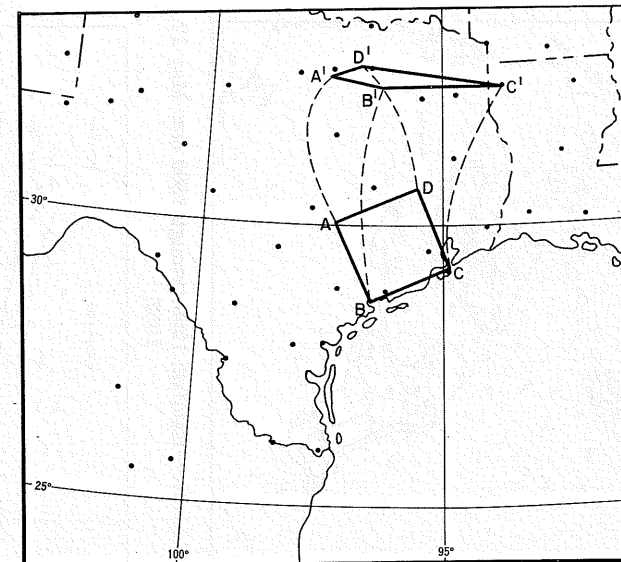


FIGURE II-20.—Convergence as shown by dynamic trajectories, May 12, 1957.

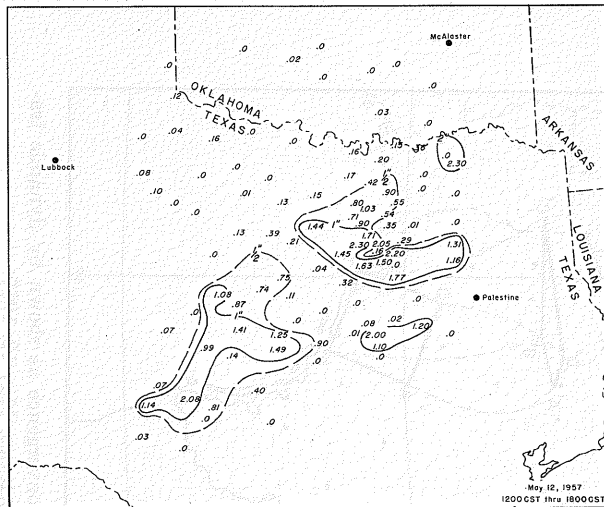


FIGURE II-21.—Rainfall, 1200 through 1800 cst, May 12, 1957.

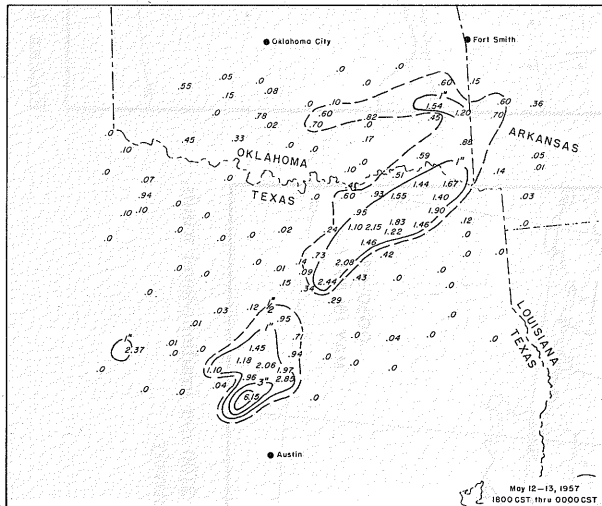


FIGURE II-22.—Rainfall, 1800 cst, May 12 through 0000 cst, May 13, 1957.

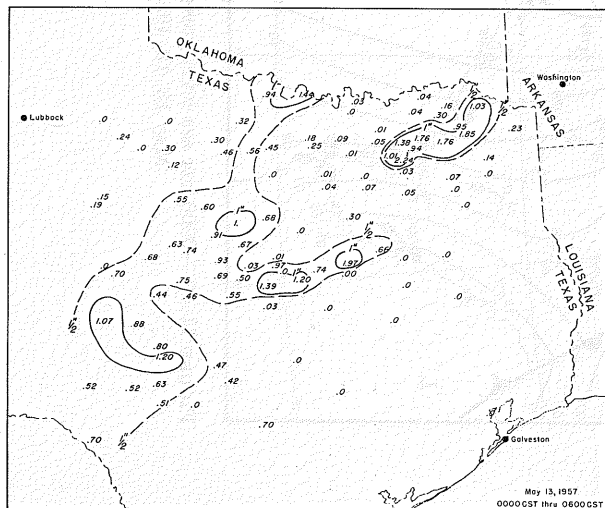


FIGURE II-23.—Rainfall, 0000 through 0600 cst, May 13, 1957.

### Case III. 0030 cst, May 15 to 0630 cst, May 16

At 0030 cst, May 15 (not shown) a front was located along the Oklahoma-Kansas border. Throughout the next 12 hours at low levels colder air from the northeast flowed over Kansas while warm air from the south was carried over Oklahoma. Pressure rises in Kansas produced a very sharp bend in the isobars across this front. At 0630 cst (fig. II-24) there was a line of cyclonic geostrophic shear over Texas from Langtry to Big Spring, with a small Low centered near Big Spring. Cyclonic geostrophic curvature and shear extended from Big Spring across western Oklahoma. Surface temperatures were in the middle and upper 70's (F.) and dewpoints were in the middle 70's in eastern Texas, while in Oklahoma temperatures were in the middle 60's and dewpoints were in the low 60's. Very dry air was present from New Mexico through the Panhandle.

The 850-mb. chart for 0900 cst, May 15 (not shown) indicated quite warm temperatures throughout Texas and Oklahoma, the readings being 21° C. at Oklahoma City, 10° C. at Dodge City, and 15° C. at Amarillo. Winds at this level were southeasterly over western Oklahoma and also to the south-southwest of Oklahoma City. At 500-mb. (chart not shown) the 0900 cst temperatures were about -14° C. over Oklahoma. Again, from table II-1, if the air over central Texas were lifted to 500 mb. it would be 9 C.° warmer than the air already present at that level, thus indicating pronounced instability over this region. Beginning at 1230 cst, May 15 (fig. II-25) cyclonic geostrophic shear persisted over the general area from Abilene, Tex. to western Oklahoma until 0030 cst, May 16 (not shown), with its maximum development occurring along the 1005 mb. isobar from 1530 to 1830 cst, May 15 (figs. II-26 and II-27). The sharp curvature of the isobars across the front prevailed over northern Oklahoma until 0630 cst, May 16, after which time the eastward movement of the low pressure area was accompanied by an eastward progression of the region of sharp isobaric curvature and of the area of geostrophic shear farther south. Rainfall during the period is illustrated in figures II-30 to II-32 and a 24-hour total may be observed in Part IV, figure IV-11; it will be noted that the shrinkage of area as presented in figures II-28 and II-29 comes fairly close to showing the areas where maximum rainfall was observed. Concomitantly this convergence and

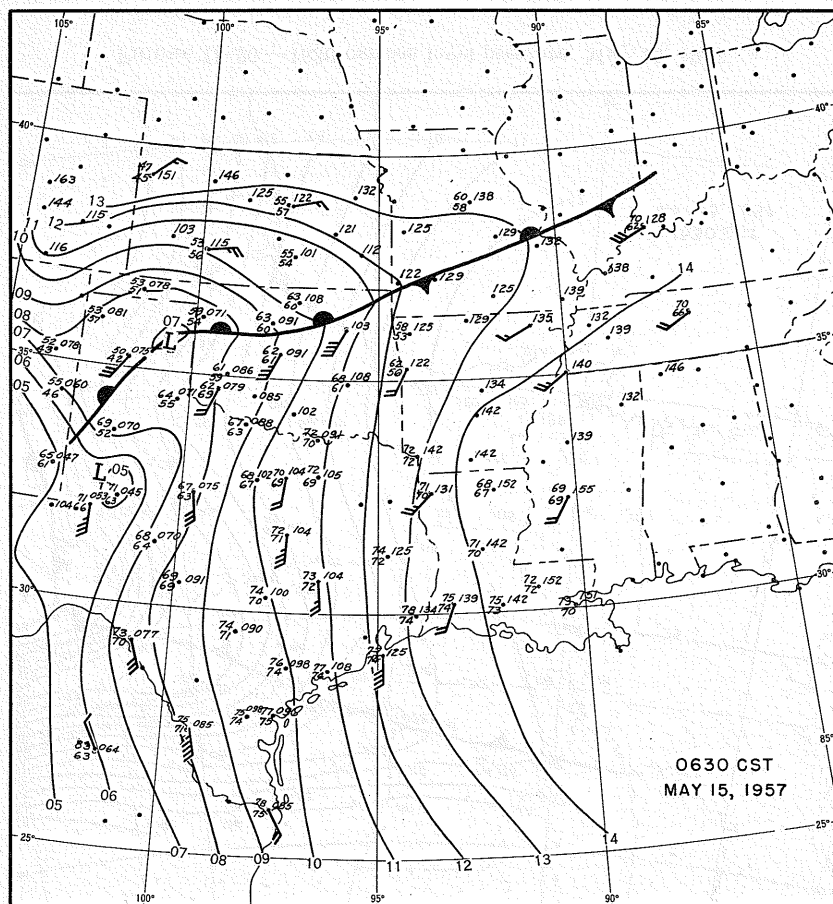


FIGURE II-24.—0630 CST sea level pressure and 0300 CST gradient-level winds, May 15, 1957.

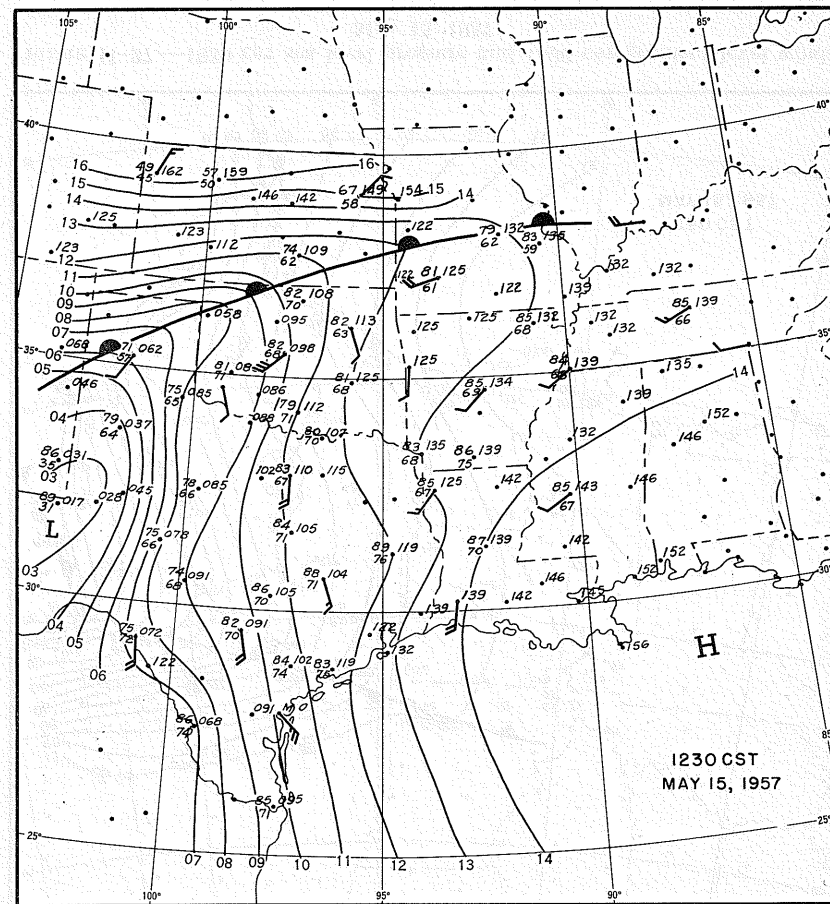


FIGURE II-25.—1230 CST sea level pressure and 0900 CST gradient-level winds, May 15, 1957.



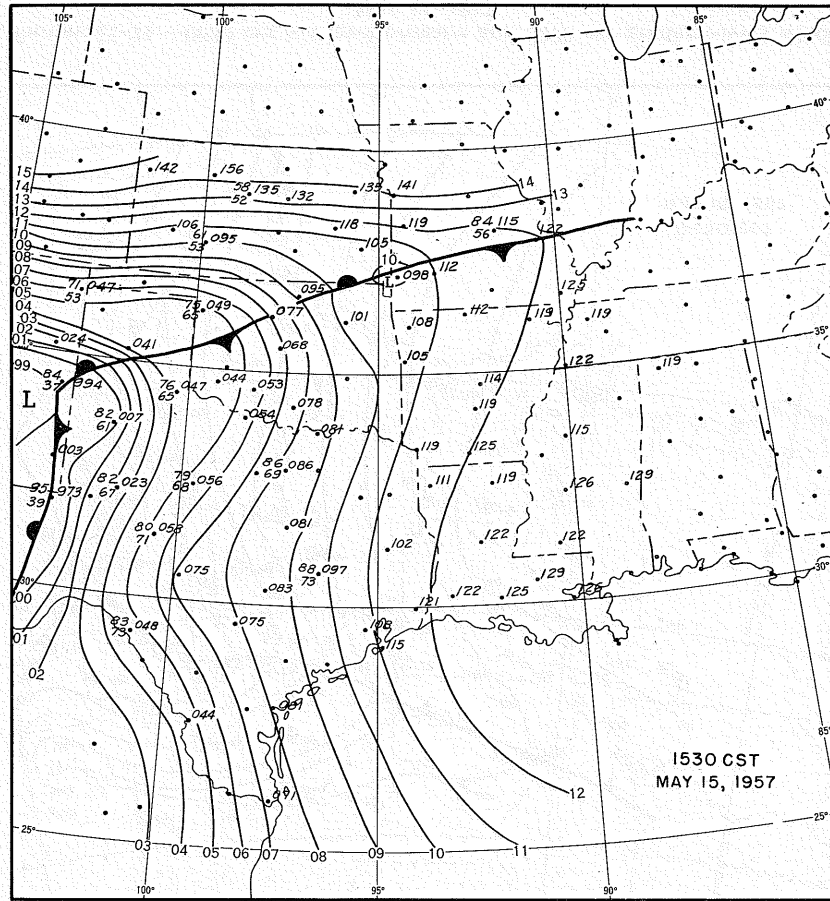


FIGURE II-26.—1530 CST sea level pressure, May 15, 1957.

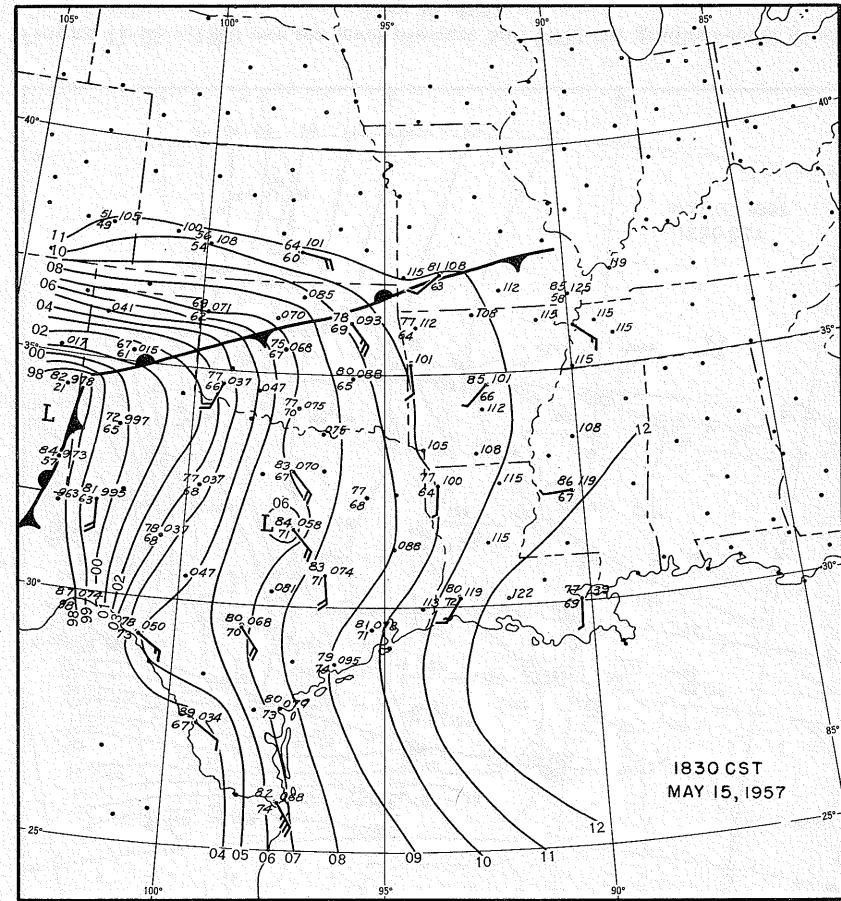


FIGURE II-27.—1830 CST sea level pressure and 1500 CST gradient-level winds, May 15, 1957.

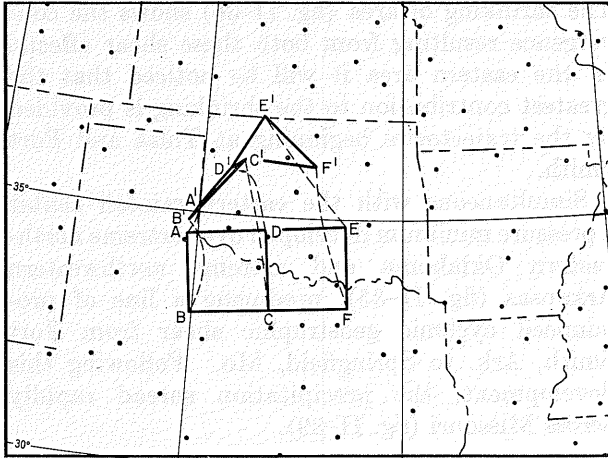


FIGURE II-28.—Convergence as shown by dynamic trajectories, May 15, 1957.

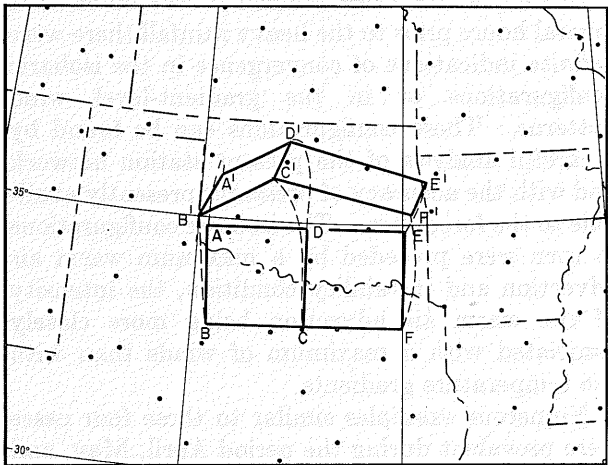


FIGURE II-29.—Convergence as shown by dynamic trajectories, May 15, 1957.

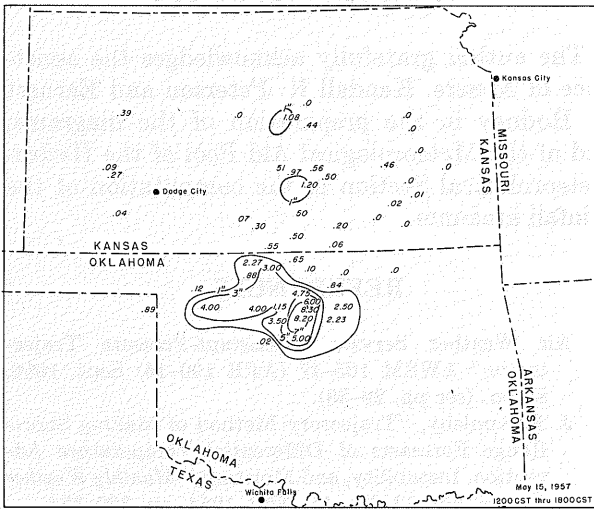


FIGURE II-30.—Rainfall, 1200 through 1800 cst, May 15, 1957.

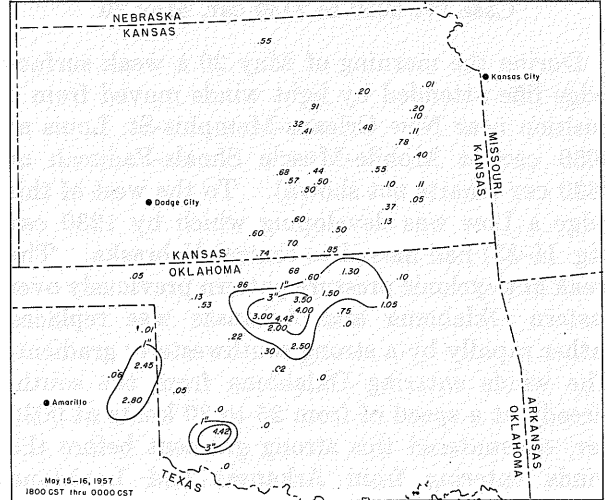


FIGURE II-31.—Rainfall, 1800 cst, May 15 through 0000 cst, May 16, 1957.

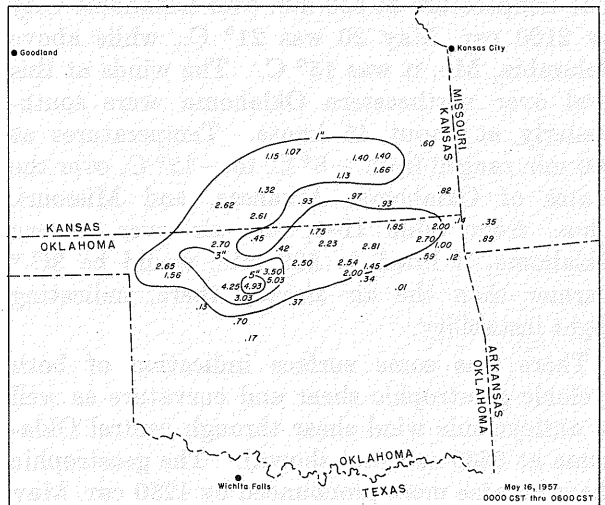


FIGURE II-32.—Rainfall, 0000 through 0600 cst, May 16, 1957.

rainfall occurred just to the north of the sharp cyclonic bend of the isobars across the front, with the maximum convergence and rainfall being located where the effects of the geostrophic shear and the sharp curvatures were combined. During the following 24 hours the maximum rainfall was located in Missouri and eastern Kansas.

#### Case IV. 0030 to 2130 cst, May 20

During the morning of May 20 a weak surface ridge line attended by light winds moved from a position near New Orleans-Memphis-St. Louis at 0030 cst to Mobile-Muscle Shoals-Paducah at 0630 cst (charts not shown). To the west of this ridge a Low was developing which by 1230 cst (fig. II-33) had moved to central Nebraska. The weak anticyclonic pressure pattern previously over eastern Oklahoma and Arkansas was replaced rather rapidly by a strong southwesterly gradient. The winds entering Oklahoma from the south, already at a speed of from 25 to 30 knots at 0030 cst, encountered this strong gradient before the winds entering from Arkansas and Louisiana encountered a similar gradient. This resulted in an area of strong anticyclonic shear over north-eastern Oklahoma as shown by the winds at Tulsa and Fort Smith, Ark. in figure II-33 and especially at 1830 cst, May 20 (fig. II-34). The surface temperatures in this region were in the middle 70's (F.) while the dewpoints were in the low 70's. The temperature at 850 mb. over Oklahoma City by 2100 cst, May 20 was 21° C., while above Columbia, Mo. it was 15° C. The winds at this level over northeastern Oklahoma were southwesterly at about 45 knots. Temperatures at 500 mb. ranged from -8° C. to -12° C. over the States of Oklahoma, Arkansas, and Missouri. Thus, from table II-1, the air over eastern Oklahoma, if lifted to 500 mb., would be 3C.° warmer than the air already there, indicating slight instability.

There was some surface indication of both cyclonic geostrophic shear and curvature as well as anticyclonic wind shear through central Oklahoma at 0630 cst (not shown). The geostrophic shear became more pronounced by 1230 cst, May 20 (fig. II-33) and reached its maximum development at 1830 cst, May 20 (fig. II-34).

The precipitation was negligible before 1200 cst, May 20 (chart not shown) followed by the development of an area of moderate precipitation over north-central Oklahoma from 1200 to 1800 cst (fig. II-37). From 1800 cst, May 20 to 0000 cst, May 21 (fig. II-38) two separate rainfall centers occurred, one over north-central Oklahoma and the other near the intersection of the States of Arkansas, Missouri, and Oklahoma. Figure II-36 shows dynamic trajectories constructed near the area of maximum cyclonic geostrophic shear and the area of initial anticyclonic wind shear.

The shrinking of area (fig. II-36) shows the convergence resulting from both these shear effects. In the eastern area it will be noticed that the greatest contribution to the shrinking is provided by the trajectories beginning at Tulsa and Fort Smith.

Simultaneous with the eastern rainfall center a pressure minimum developed over extreme north-eastern Oklahoma and extreme northwestern Arkansas (fig. II-35), producing a line of pronounced cyclonic geostrophic shear from Fort Smith, Ark. to Springfield, Mo. Following this development, the precipitation spread rapidly across Missouri (fig. II-39).

### 3. SUMMARY

In each of the cases studied it was noted that several hours prior to the heavy rainfall there were definite indications of convergence in the isobaric configurations or in the gradient-level wind patterns. These configurations can be found by a careful analysis of the present station network and with the accuracy of pressures presently available to the forecaster. The isobaric configurations in turn were preceded by a maximum warm air advection and instability condition, the intensity of the warm air advection being more closely associated with a maximum of winds than with the temperature gradients.

Numerous examples similar to these four cases were prevalent during the period April, May, and June 1957, but have not been included in this paper.

### ACKNOWLEDGMENTS

The author gratefully acknowledges the assistance of Messrs. Kendall R. Peterson and Earnest A. Rodney in the preparation of the diagrams, and of the Meteorological Aid Pool of the Hydro-meteorological Section in the computation of the rainfall amounts.

### REFERENCES

1. Air Weather Service, "Constant-Pressure Trajectories," AWSM 105-47 (AFR 190-16) Sept. 1956, 86 pp. (see pp. 29-38).
2. J. F. Appleby, "Trajectory Method of Making Short-Range Forecasts of Differential Temperature Advection, Instability, and Moisture," *Monthly Weather Review*, vol. 82, No. 11, Nov. 1954, pp. 320-334.
3. G. A. Franceschini and J. C. Freeman, "Computation of Horizontal Trajectories in the Atmosphere,"



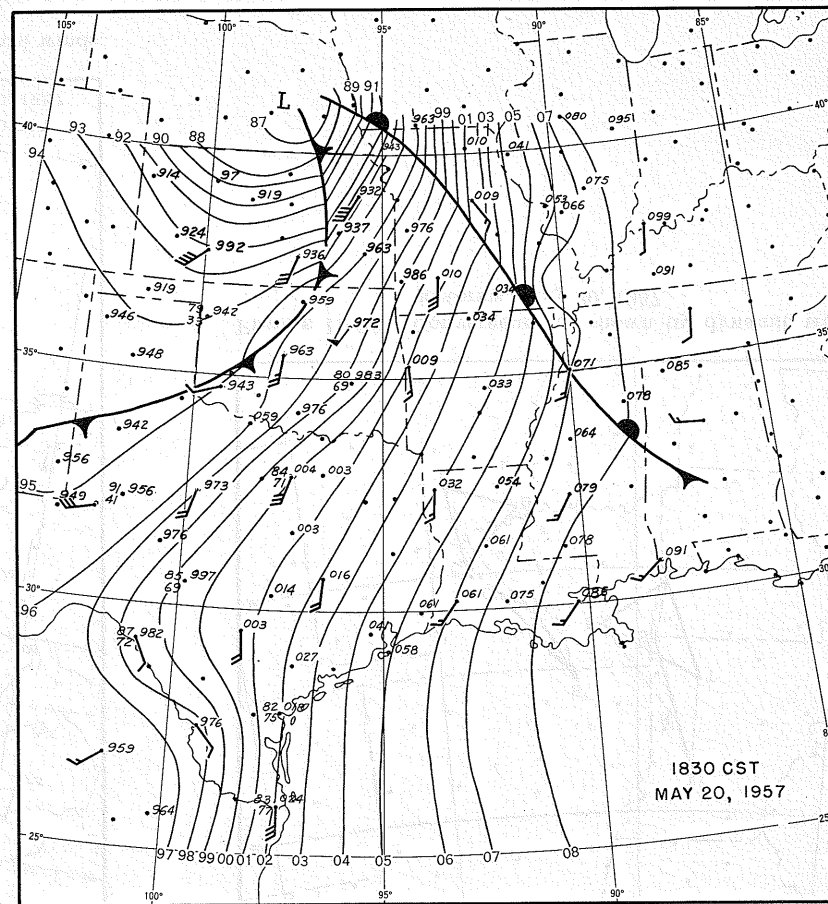
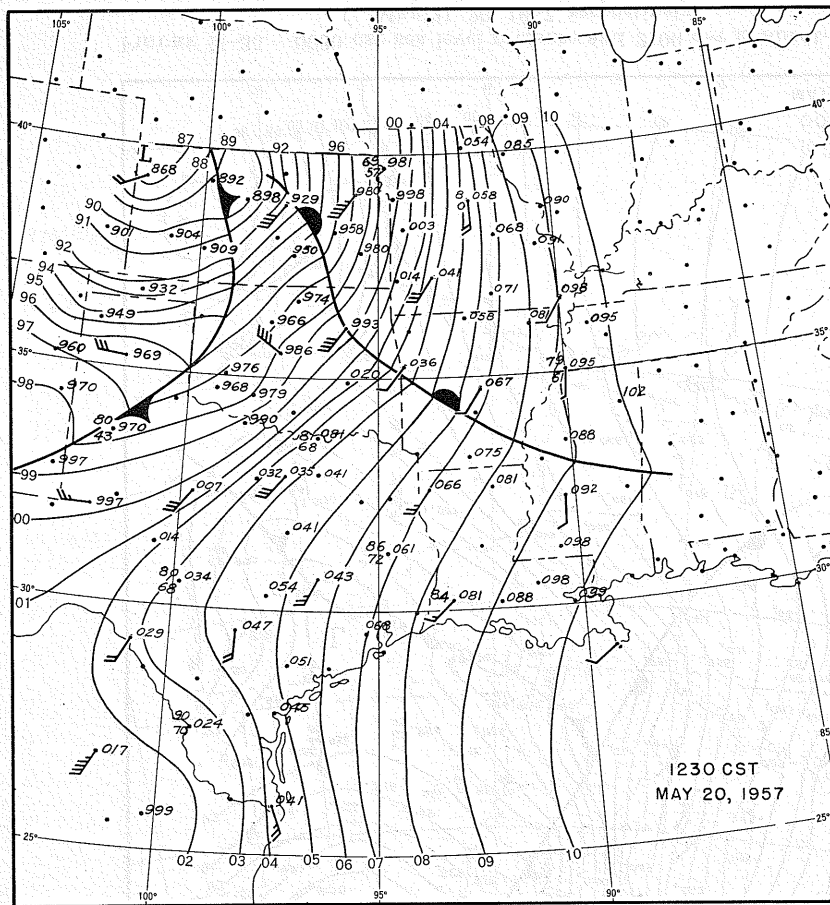


FIGURE II-33.—1230 CST sea level pressure and 0900 CST gradient-level winds, FIGURE II-34.—1830 CST sea level pressure and 1500 CST gradient-level winds, May 20, 1957.

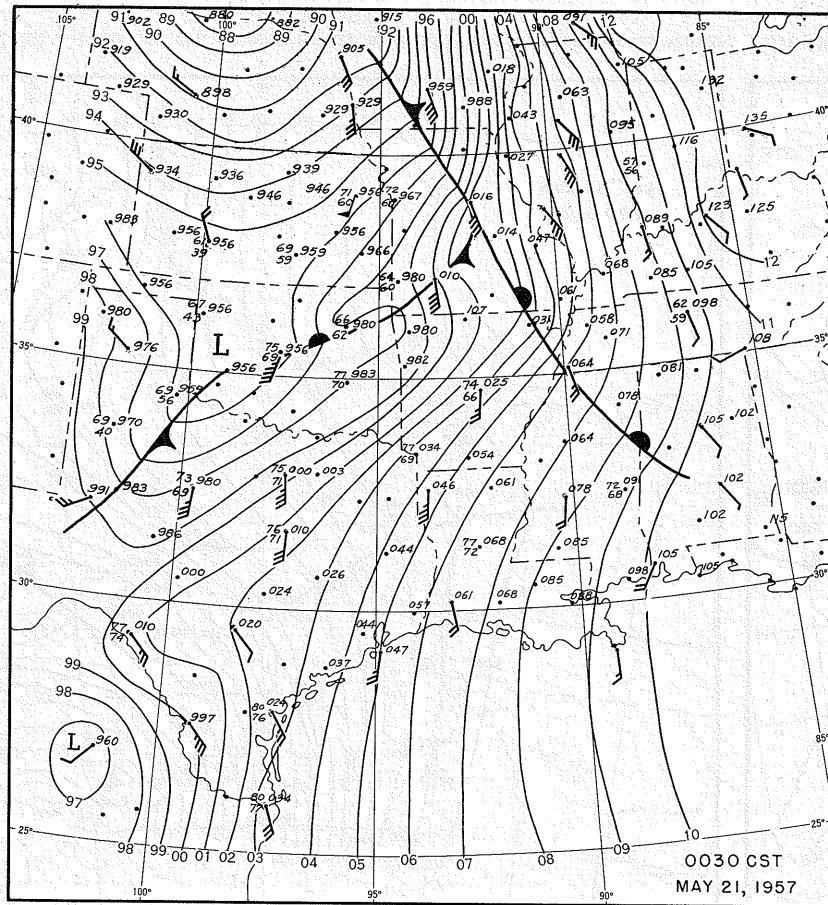


FIGURE II-35.—0030 CST sea level pressure and 2100 CST gradient-level winds, May 21, 20, 1957, respectively.

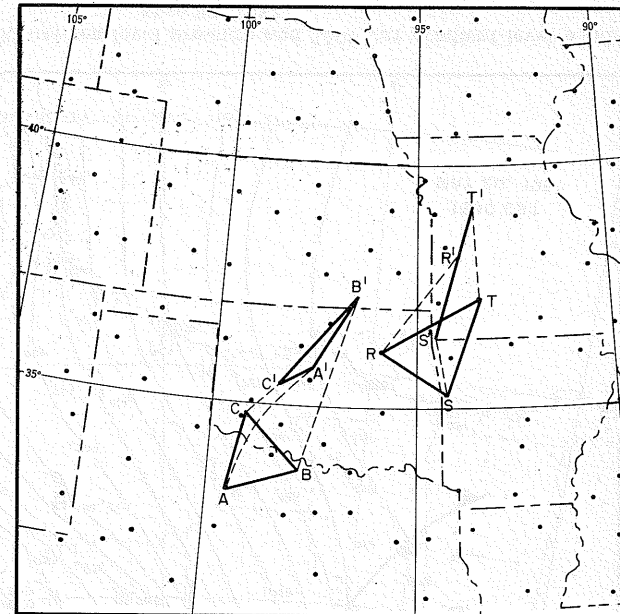


FIGURE II-36.—Convergence as shown by dynamic trajectories, May 20, 1957.



## PART III—THE USE OF RADAR IN FLOOD DETECTION

RICHARD D. TARBLE

HYDROLOGIC SERVICES DIVISION, U. S. WEATHER BUREAU, WASHINGTON, D. C.

### 1. INTRODUCTION

Only in recent years has radar been placed into general use as a meteorological instrument. Because of this fact, its use by hydrologists as a detector of flood-potential precipitation has received only limited attention and development. However, during the past 2 years the application of radar to flood forecasting has advanced by the establishment of pilot project flood warning networks in Iowa and Oklahoma and through research contracts at the University of Miami and Texas A. and M. College.

The application of radar in the detection of tornadoes, hurricanes, and hailstorms during recent years has been given considerable publicity. But its use in the field of heavy-precipitation-flood detection attracted only minor attention until




FIGURE III-1.—Picture of the war-surplus airborne radar set, converted and modified by the Weather Bureau for use as a weather search radar.

the April to June 1957 floods in the South-Central States. During the spring months most of this area was affected by widespread, continuous rainfall, as well as by many deluges of shorter duration. It has been in association with the latter type of rainfall that the use of radar in forecasting flash flooding has proven most effective. The flash-floods that emanate from this high intensity-short duration rainfall frequently have run their course prior to the receipt of any reports concerning the occurrence of heavy precipitation.

In weather-search radar, transmitted radio waves strike falling raindrops. These signals are then reflected back to a receiver which in turn shows the rain pattern on the scope of the radar. The radar has been so modified that it reflects only the larger raindrops or hail and does not show clouds. The reflected echoes are depicted in figure III-3 as the bright areas. The solid echoes near the radar site (the central area of the concentric rings) are "ground echoes" from buildings, trees, and hills. Time-lapse photography is used to secure a running picture of the echoes shown on the scope and it was from such a sequence that these pictures of rainfall patterns were obtained.

By use of a powerful radar it is possible to survey the weather almost instantaneously within an area of 200-mile radius. Thus, the observer, by use of this instrument, is able to evaluate a storm's areal extent, direction, and speed of motion, as well as intensity of rainfall within the river basins under his surveillance. Although clearcut relationships currently have not been established relating the intensity of the radar echo to precipitation measurements, there is evidence that such a relationship exists. In fact, sufficient evidence is available so that preliminary estimates have been made in certain instances of flood-potential precipitation.

## 2. CAPABILITIES OF RADARS CURRENTLY IN USE

At the present time, the majority of radars in operation by the Weather Bureau (fig. III-1) are war-surplus airborne type sets (APS-2) converted and modified for use as a weather search radar and designated WSR-3. These sets, although relatively weak in signal strength, have been able to perform admirably, if not always adequately, in the detection of heavy flood-producing rains within a hydrologic range<sup>1</sup> of about 80 miles. Within this 80-mile radius, a moderate degree of confidence can be placed in the radar's ability to delineate the area of heaviest precipitation. Occasionally, when conditions of extremely heavy rainfall prevail, the WSR-3 radar suffers from attenuation of the beam, thus limiting its penetration of these intense rain cells.

Refraction of the radar beam by certain moisture and temperature conditions in the atmosphere will cause bending of the beam upward or downward which will result in either overshooting of the storm area or appearance of anomalous propagation echoes on the scope. The result, in either situation, is a fictional rather than a true image of the weather situation.

## 3. DEVELOPMENT OF A RADAR SPECIFICALLY FOR WEATHER SEARCH

Many of the deficiencies of the APS-2 radar will be eliminated when the new WSR-57 radar, now under construction, is put into operation. This set has been specifically designed for use by hydrologists and meteorologists. Not only will it be a more powerful set, but it will have a more concentrated beam allowing for better resolution of the precipitation echo. Other features will include a range height indicator (RHI) for more accurate height determination, offset plan position indicator (PPI) for detailed observation of specific echoes, a log receiver which intensifies the signal as a function of range to compensate for the weakening of the signal with distance from the radar and a repeater scope with independent range and gain control to be used for hydrologic integration of the radar echo. Data obtained from these aids will add considerably to the meteorologists' and hydrologists' knowledge of storm

<sup>1</sup> The hydrologic range varies with the radar used. For the WSR-3, this range probably does not exceed 80 miles in detecting heavy flood-potential precipitation. With the WSR-57, this range will probably be extended to 130-150 miles.

structure, precipitation intensity variation, as well as of many other hitherto unknown or unmeasurable details concerning storms.

## 4. USE OF RADAR DURING FLOOD PERIOD APRIL-JUNE 1957

The time expended in setting up the pilot flash-flood warning projects at Oklahoma City and Des Moines in 1956 proved its worth during the spring flooding period of 1957. Both stations made valuable use of their warning networks on several occasions.

During the nighttime hours (when communication with the cooperative observers is most difficult), radar provides valuable information concerning the presence of heavy rainfall. At Oklahoma City on the night of June 14, the use of radar as a supplemental raingage network proved highly effective. In this instance, from 2:00 to 7:00 p. m. the radar had indicated heavy, persistent echoes over several areas of central Oklahoma. Warnings of flash-flood potential were first issued at 8:00 p. m. based on both radar and precipitation reports. However, when the radar indicated that heavy rainfall was continuing unabated in those areas, supplemental warnings were issued until midnight. The effectiveness of these warnings was reflected in the news headlines the next morning, which told of a large number of people having been evacuated from the alerted areas and the fact that numerous flash floods hit portions of the Deep Fork and Canadian River Basins.

Although the pilot flood warning projects were established primarily to test integrated warning systems, the use of radar in alerting areas to the possibilities of flash floods has not been restricted to these projects exclusively. Within the South-Central States and other areas affected by flooding during the spring of 1957, a large number of radars other than the pilot projects were in operation at Weather Bureau first-order stations (fig. III-2). Many of these stations equipped with radar have established flood warning networks of their own. These may not be on the same scale as the pilot projects, but have been just as effective in getting out alerts to flood-threatened areas.

A good example of this type of alert was contained in a report from Austin, Tex. There were two occasions on May 12, 1957, when effective use was made of radar in detecting flash floods on small streams. For a discussion of the attendant



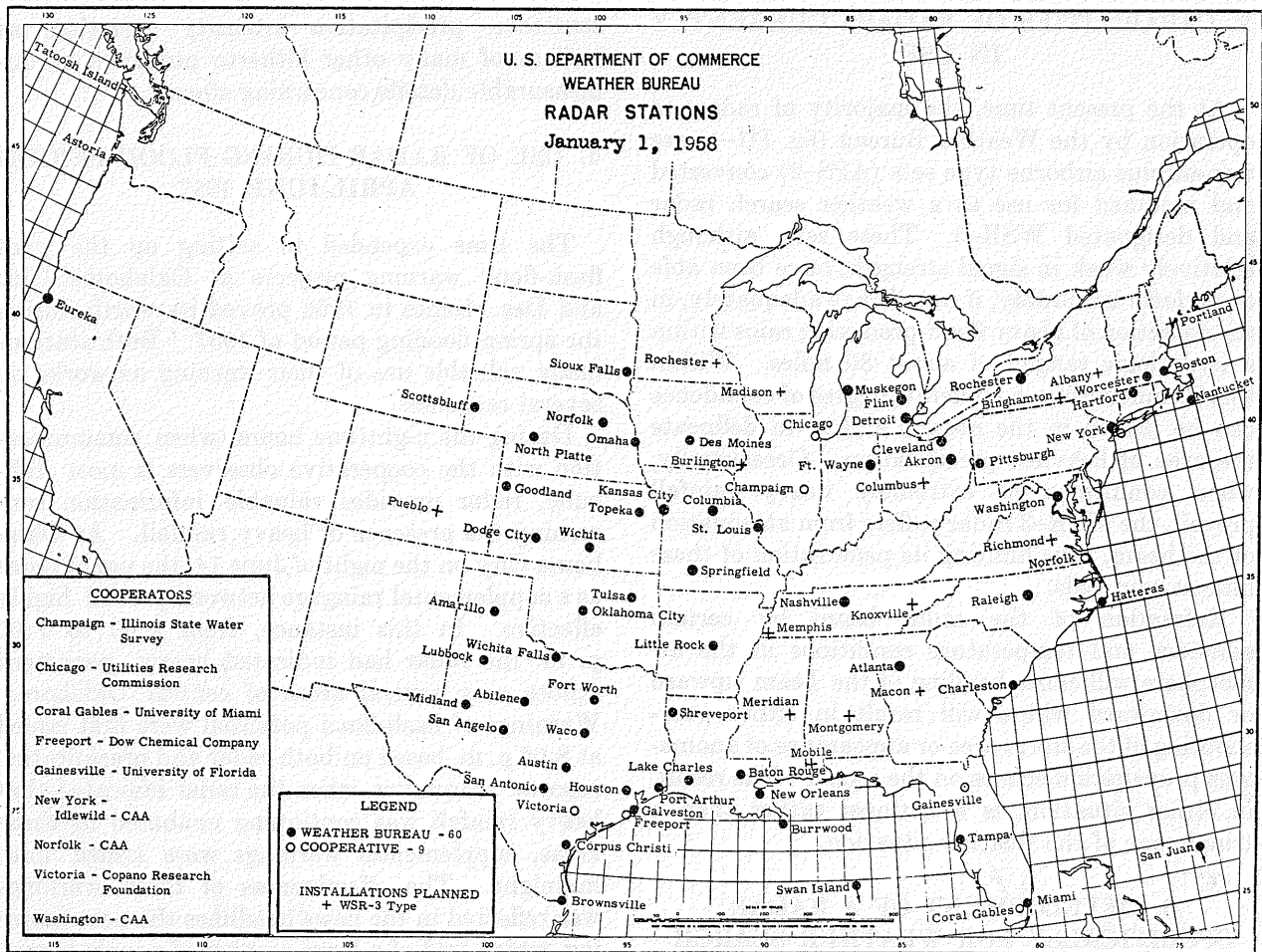


FIGURE III-2.—Location of weather search radars of the U. S. Weather Bureau as of Jan. 1, 1958. Radars are located at the Weather Bureau first-order stations.

weather conditions synoptic to these two occasions you are referred to Case II in the preceding article. The radarscope pictures (figs. III-3 and III-4) were taken at the Weather Bureau radar site at Municipal Airport, Austin, Tex., on May 12, 1957. They show the echoes on the scope each 30 minutes from 3:00 p. m. to 8:00 p. m. and at 9:00 p. m., cstr on May 12. The town of Lampasas is 329 degrees and 51 nautical miles from the Austin radar. Each circle marker represents a distance of 20 nautical miles; the Austin radar instrument was at the exact center of each picture. Figure III-5 shows the identical echoes at hourly intervals; however, in this figure the echoes are transposed upon a surface chart to allow for easier geographical location of the rain areas. It may be noted that the echo situated over Brady at 1500 cstr moved eastward (downstream) while increasing in size. By 1700 cstr, the Brady echo was located northeast of San Saba, while a second and larger

rain cell was stretched south from San Saba toward Fredericksburg. At 1630 cstr a bulletin was issued by Austin stating:

Radar observations (fig. III-5) indicate that excessive rainfall has been occurring in the watershed of Brady Creek and the San Saba River this afternoon. This is expected to cause local flooding on the San Saba River below Menard, Tex., and on Brady Creek below Brady tonight.

The San Saba River closed the highway north of the town of San Saba that evening, and there was considerable flooding of lowlands from San Saba to the Colorado River.

In the second instance, the stagnation of the echo west to southwest of Lampasas from 1800 to 2100 cstr may be noted. It was on the basis of this persistence that the following bulletin was issued at 2105 the same day:

Radar observations have shown heavy rain and thunderstorms remaining almost stationary from Burnet (which is at Lake Buchanan) to Lampasas during the last hour.



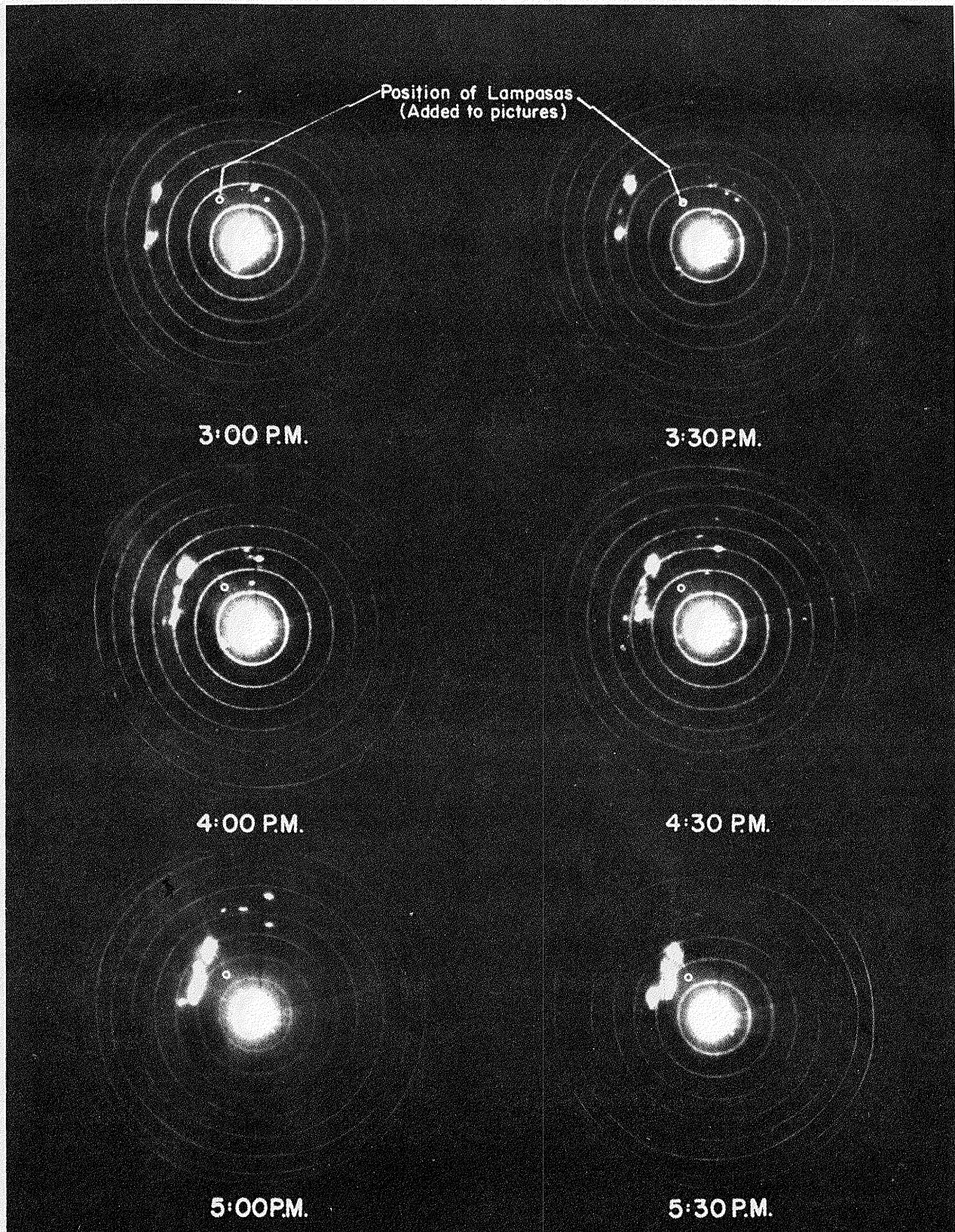


FIGURE III-3.—Radarscope pictures showing rain areas, photographed by the U. S. Weather Bureau Station, Municipal Airport, Austin, Tex., May 12, 1957. Pictures at 30-minute intervals, 1500 cstr to 1730 cstr.

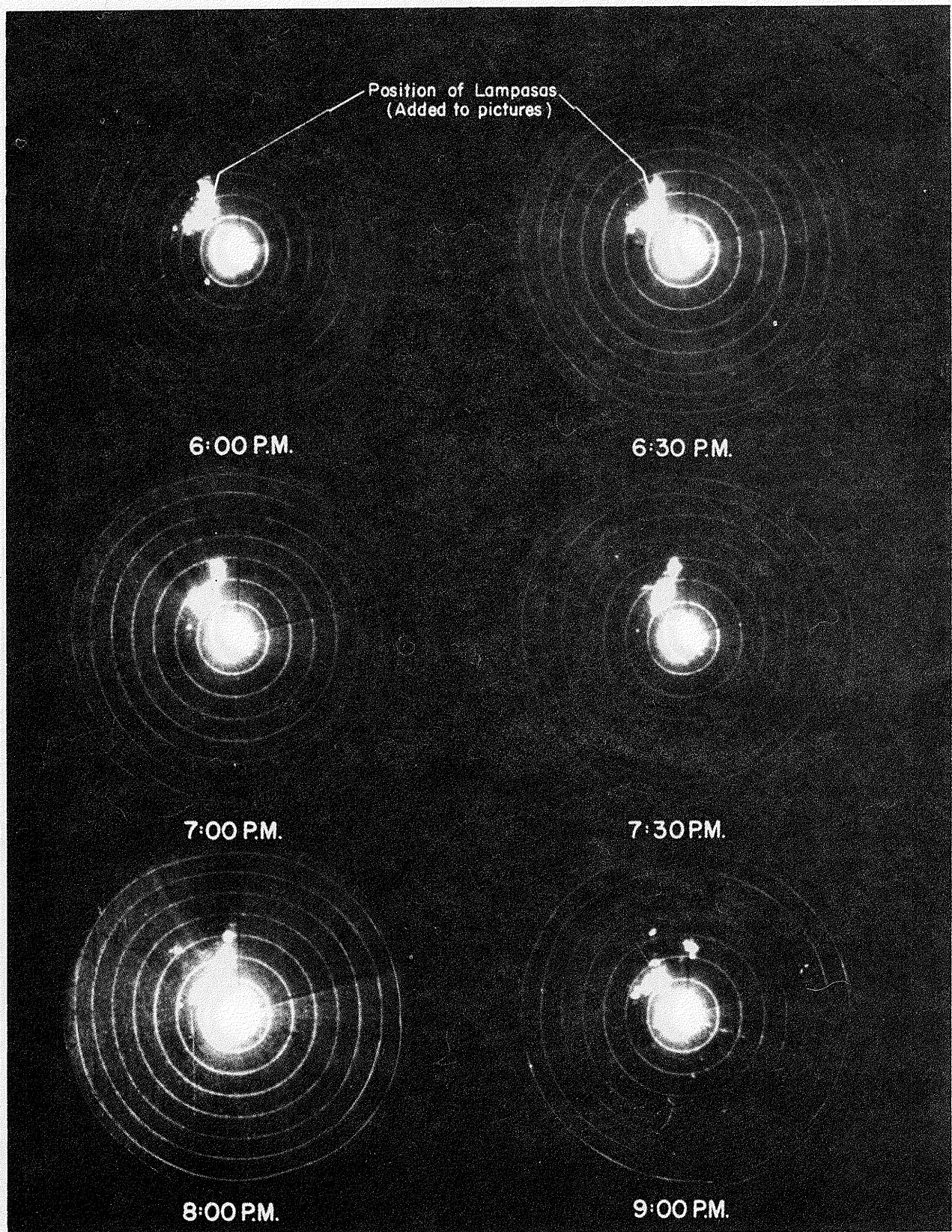


FIGURE III-4.—Radarscope pictures showing rain areas, photographed by the U. S. Weather Bureau Station, Municipal Airport, Austin, Tex., May 12, 1957. Pictures at 30-minute intervals, 1800 CST to 2000 CST, and at 2100 CST.

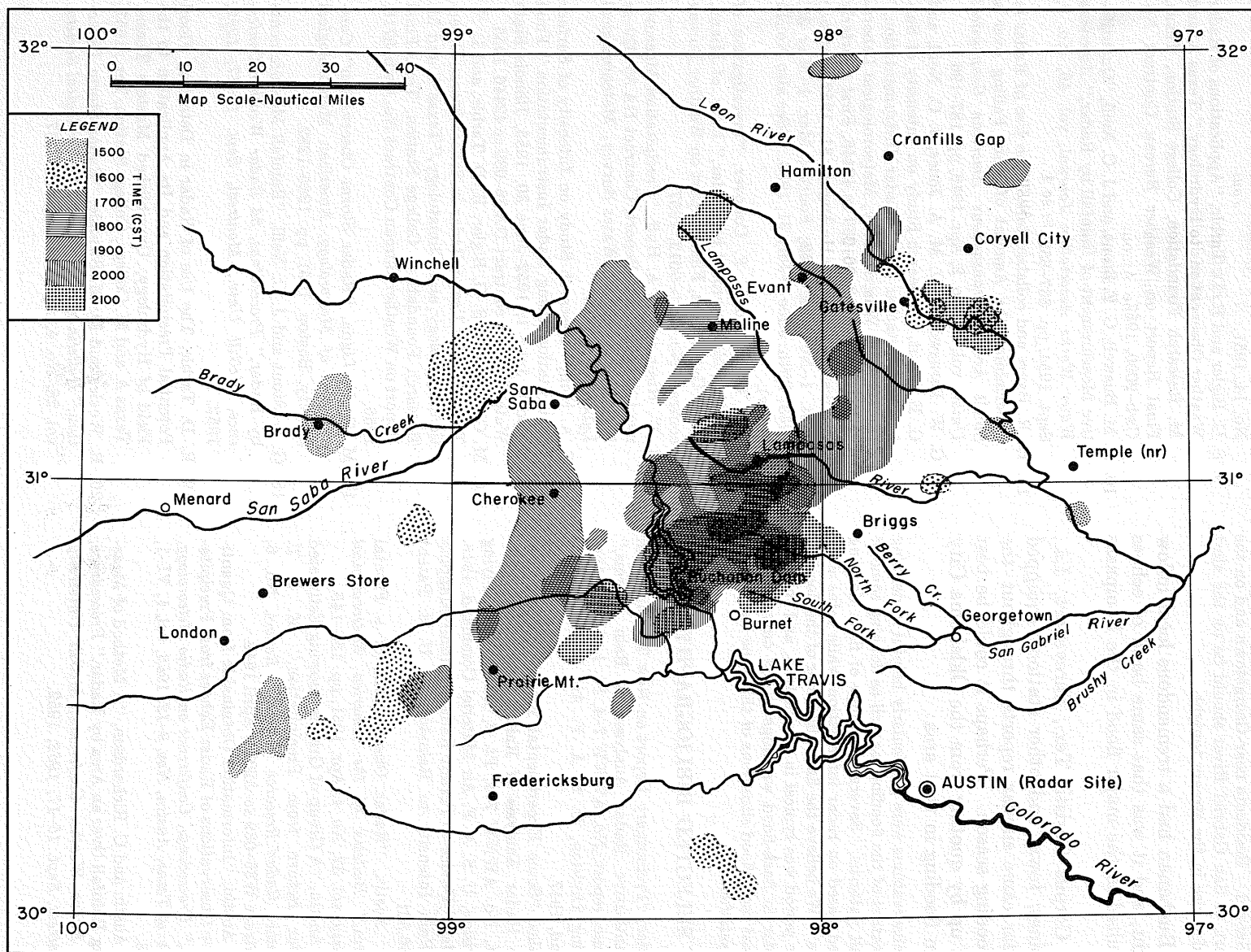


FIGURE III-5.—Map indicating by shaded areas the geographical positions of radar echoes shown by figures III-3 and III-4. However, on this figure only the hourly positions 1500–2100 cst inclusive May 12, 1957, have been superimposed.



Lampasas measured two inches during that time and it is still raining hard. Much of this rain is falling in the Lampasas area and the headwaters of the North Fork of the San Gabriel. Residents near Georgetown and on the North Fork of San Gabriel River should be on the alert for a sudden rise in the stream tonight.

Lake Buchanan had a tremendous local inflow that night, and it was that same band of echoes that resulted in the major flood in the Lampasas area.

From Corpus Christi, Tex., Shreveport, La., Des Moines, Iowa, and other stations equipped with radar came similar reports throughout the heavy flooding season. Perhaps it could be best summed up by quoting from the Oklahoma City report on flooding in that area:

Radar observations were particularly helpful in defining the areal extent of the flooding, as well as defining some of the rainfall patterns. Several warnings of flash flooding were issued based on radar information while rains were in progress. We believe the flash character of the flooding during the period was typical in this district, and that the use of radar in flash-flood warnings is the only possible manner that most flood situations of this type can be met with any satisfaction.

#### SELECTED BIBLIOGRAPHY

1. D. Atlas, "Preliminary Report on New Techniques in Quantitative Radar Analyses of Rain Storms," Memo. report, No. AWWN 7-4, Pt. 1, All Weather Flying Division, U. S. A. F. Air Materiel Command, 1947.
2. D. Atlas, "Some Experimental Results of Quantitative Radar Analysis of Rainstorms," Memo. report, No. AWWN 7-4, Pt. 2, All Weather Flying Division, U. S. A. F. Air Materiel Command, 1948.
3. D. Atlas, "Device to Permit Radar Contour Mapping of Rain Intensity in Rainstorms," U. S. Patent 2,656,531.
4. P. M. Austin, "Radar Observations of a Frontal Storm," *Bulletin of the American Meteorological Society*, vol. 32, No. 4, Apr. 1951, pp. 136-145.
5. P. M. Austin, "A Group of Graphs Showing Estimated Radar Return from Precipitation," M. I. T. *Weather Radar Research Technical Report*, No. 6, Contract W36-039 sc-32038, April 1948.
6. P. M. Austin, "Information Obtainable from Quantitative Observations of Radar Echoes from Precipitation," *Proceedings, Conference on Radio Meteorology, Univ. of Texas, Austin, Nov. 9-12, 1953*, vol. 1, VI-1, 1953.
7. P. M. Austin and C. Richardson, "A Method of Measuring Rainfall Over an Area by Radar," *Proceedings, 3d Radar Weather Conference, McGill University, Montreal, Sept. 15-17, 1952*, 1952.
8. P. M. Austin and E. L. Williams, Jr., "Comparison of Radar Signal Intensity with Precipitation Rate," M. I. T. *Weather Radar Research Technical Paper*, No. 14, 1951.
9. S. G. Bigler and R. D. Tarble, "Applications of Radar Weather Observations to Hydrology," Texas A. and M. Research Foundation, College Station, Texas, Final Report on Weather Bureau Contract No. Cwb-9090, 1957.
10. A. M. Buswell, G. E. Stout, and J. C. Neill, "Quantitative Measurement of Rainfall by Radar," *American Water Works Association Journal*, vol. 46, No. 9, Sept. 1954, pp. 837-852.
11. H. R. Byers and collaborators, "The Use of Radar in Determining the Amount of Rain Falling over a Small Area," *Transactions American Geophysical Union*, vol. 29, No. 2, Apr. 1948, pp. 187-196.
12. G. W. Farnsworth, D. M. A. Jones, J. C. Neill, and G. E. Stout, "Research Study on Intensity of Surface Precipitation Using Radar Instrumentation," Illinois State Water Survey, Meteorological Laboratory, Contract DA 36-039 sc 42446, First quarterly progress report: June 1-August 31, 1952; Second: Sept. 1-Nov. 30, 1952; Fourth: Mar. 1-May 31, 1953; Fifth: June 1-July 31, 1953. (See also No. 15 below).
13. H. W. Hiser and L. F. Conover, "Investigation of Rainfall Measurement by Radar," Univ. of Miami, Coral Gables, Fla, Final Report on Weather Bureau contract No. Cwb-9012, 1957.
14. H. W. Hiser and F. A. Huff, "Precipitation Measurement Study," Final Report, Contract DA 36-039-sc 15484, Illinois State Water Survey, Meteorological Laboratory, 1954.
15. F. A. Huff, "Research Study on Intensity of Surface Precipitation Using Radar Instrumentation," Final report, June 1, 1952-June 30, 1955, Illinois State Water Survey, contract DA 36-039 sc 42446, 1955.
16. M. G. H. Ligda, S. G. Bigler, R. D. Tarble, and L. N. Truppi, "The Use of Radar in Severe Storm Detection, Hydrology, and Climatology," Texas A. and M. Research Foundation, College Station, Tex., Final Report on Weather Bureau Contract No. Cwb-8716, 1956.
17. M. G. H. Ligda, "Radar Storm Observation" *Compendium of Meteorology*, American Meteorological Society, Boston, 1951, pp. 1265-1282.
18. G. E. Stout and J. C. Neill, "Rainfall Measurements by Radar," *Proceedings, 3d Radar Weather Conference, McGill Univ., Montreal, Sept. 15-17, 1952*, 1952.
19. R. D. Tarble, The Use of Radar in Detecting Flood Potential Precipitation and Its Application to the Field of Hydrology, Unpublished Masters Thesis, Texas A. and M. College, College Station, Tex., 1957.
20. R. Wexler and D. M. Swingle, "Radar Storm Detection," *Bulletin of the American Meteorological Society*, vol. 28, No. 4, Apr. 1947, pp. 159-167.

## PART IV—FLOODS

PREPARED UNDER THE DIRECTION OF HYDROLOGIC SERVICES DIVISION

### 1. INTRODUCTION

The series of storms which occurred during April-June 1957 in Arkansas, southeastern Colorado, southern Kansas, Louisiana, southern Missouri, Oklahoma, and Texas produced major floods in this area on all the rivers emptying into the Mississippi River and Gulf of Mexico. Figure IV-1 shows the principal rivers in the flood area. The most extensive flood damage was along the middle and lower reaches of the Arkansas, the White, Ouachita, Red, and Washita, the upper Sabine, Trinity, Brazos, the middle and lower Colorado, Guadalupe, Nueces, and the middle Rio Grande.

During the April-June period, flood flows from these streams entering the Gulf of Mexico were in excess of 100 million acre-feet, and concurrently over 25 million acre-feet were stored in surface reservoirs or their tributaries. Several of the streams had as many as six major flood peaks. The lower reaches of the White, Arkansas, Red, Trinity, and Brazos Rivers were in flood from thirty to over sixty days. Preliminary estimates indicate flood damages in excess of \$125 million.

The 1957 spring flood period was preceded by a 5-year drought (1952-56). This drought was one of the most severe of record, and for extended periods prior to the April-June floods many of the streams had no flow. As of January 1, 1957, surface water reservoirs held a minimum of water in storage. The total precipitation, in percent of the yearly normal, for 1956 (one of the driest years since 1951) is shown in figure IV-2. It is interesting to note that at Dallas, Tex. for example, the total precipitation during 1956 was 21.75 inches and in 1955 it was 22.41 inches. The total rainfall at Dallas during the three months, April to June 1957, was 30.61 inches, compared to a yearly normal of 34.51 inches.

### 2. RIVER BASIN DESCRIPTIONS

The St. Francis River (fig. IV-1) is a tributary of the Mississippi River and drains the southeastern part of Missouri and northeastern Arkansas. It has a drainage area of about 7,000 square miles.

The White River, which has a drainage area of about 26,000 square miles, heads in northwestern Arkansas near Fayetteville. This river flows north from its source into southwestern Missouri, recedes into Arkansas in the northeastern part of Boone County, then runs southeast through Arkansas, joining the Mississippi River near Arkansas City. The principal tributaries of the White are the Black, Norfolk, and James in Missouri, and the Kings and Little Red in Arkansas.

The Arkansas River, with a drainage area of about 160,000 square miles (about 7,600 square miles non-contributing in Colorado and Kansas) drains the southeastern part of Colorado, southern Kansas, northern and eastern Oklahoma, and central Arkansas. This river also enters the Mississippi River near Arkansas City. The principal tributaries of the Arkansas are the Salt Fork, Cimarron, Verdigris, Grand (Neosho), and Canadian, with numerous smaller tributaries. This basin has extreme variations in elevation; the headwaters of some of its streams are in the higher peaks of the Rockies at heights above 14,000 feet, while its entrance into the Mississippi is 150 feet above mean sea level.

The Red River rises in the Panhandle of Texas and flows in a general west to east direction forming part of the boundary between Texas and Oklahoma, and flowing through Arkansas and Louisiana, to enter the Mississippi River near Red River Landing, La. The principal tributaries of the Red are the Washita, which enters the Red near Tishomingo, Okla., and the Ouachita, that joins the Red near Red River Landing, La. Red River has a drainage area of about 68,000 square miles (6,000 square miles non-contributing in

southwestern Oklahoma and the high plains of Texas).

The Sabine River for a part of its length is the border stream between Louisiana and Texas. This stream heads near Greenville in northeastern Texas, and enters the Gulf of Mexico through Sabine Lake near Orange, Tex. It has a drainage area of about 9,700 square miles.

The Trinity River, with a drainage area of 18,000 square miles, is in eastern Texas and enters the Gulf through Galveston Bay, near Anahuac.

The Brazos River, which rises in eastern New Mexico, drains into the Gulf near Freeport, Tex. This stream has a drainage area of about 45,000 square miles with a non-contributing area of about 9,000 square miles in New Mexico and the high plains of Texas.

The Colorado River, rising along the New Mexico-Texas border, flows east-southeastward through central Texas and enters the Gulf near Bay City, Tex. The drainage area of this river is about 42,000 square miles, of which about 11,600 are non-contributing.

The Guadalupe River rises in the western part of Kerr County, Texas, and enters the Gulf through Hynes Bay, near Austwell, Tex. This stream has a drainage area of about 5,400 square miles.

The Nueces River, which rises near Rocksprings, Tex., has a drainage area of 18,000 square miles and flows into the Gulf of Mexico through Corpus Christi Bay.

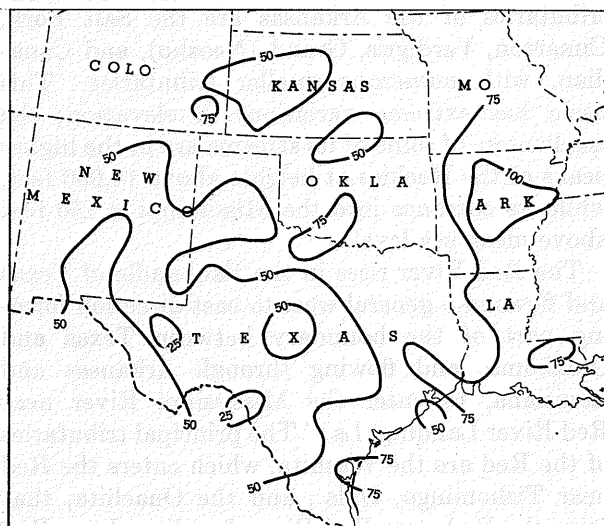


FIGURE IV-2.—Precipitation during 1956, in percent of the yearly normal, in the flood area of 1957.

The flooding on the Rio Grande resulted from high flows on the Devils River and the smaller tributaries of the middle Rio Grande. The Devils River enters the Rio Grande near Del Rio, Tex.

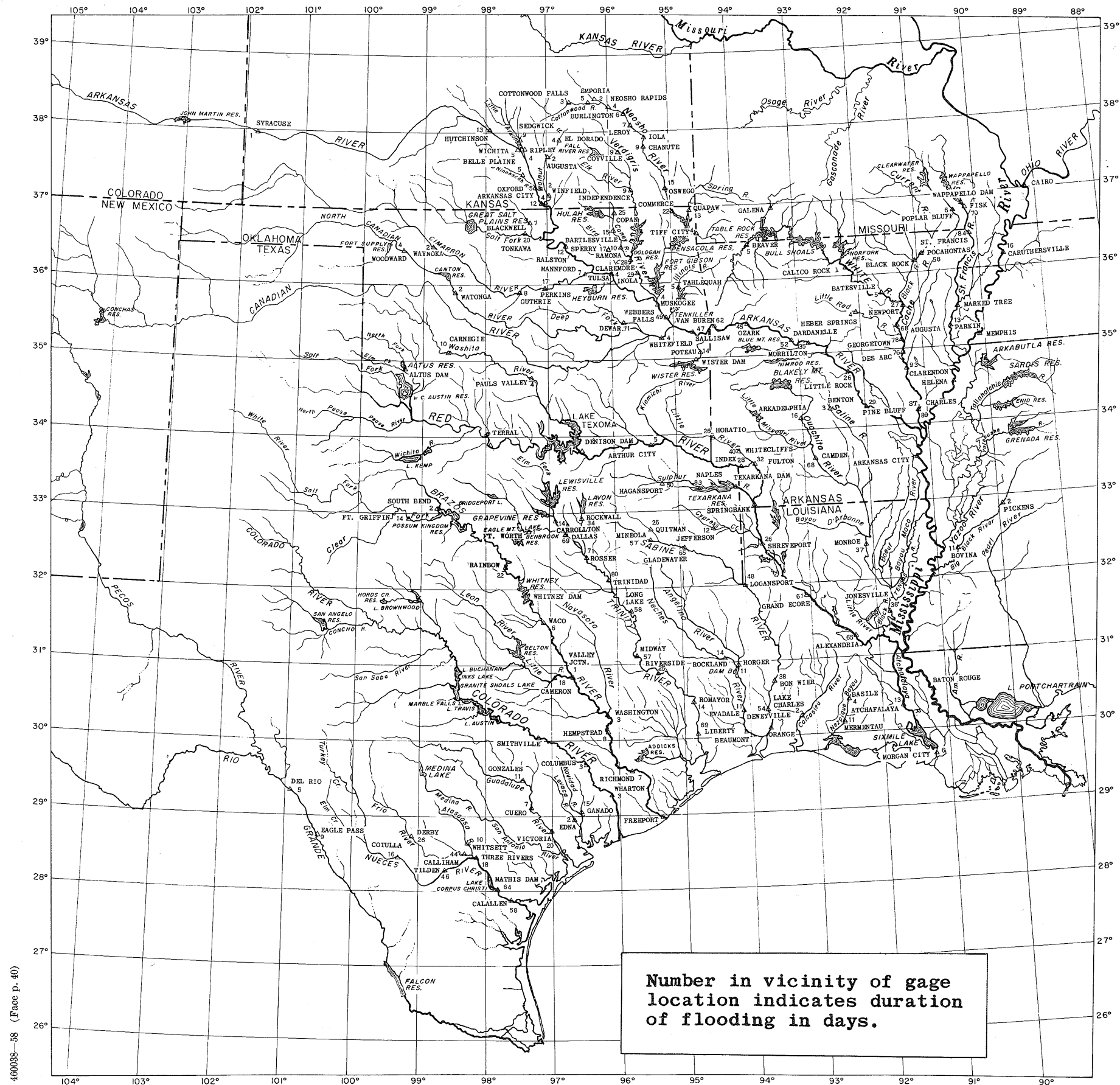
### 3. PRINCIPAL GEOGRAPHIC FEATURES OF THE AREA

In addition to the Gulf of Mexico and the Rocky Mountains, there are four other physiographic features in these river basins which should be recognized, since they do have an effect on the distribution of rainfall: (1) the Balcones Escarpment, which extends from the vicinity of Del Rio, Tex. (middle Rio Grande), northeastward across the upper Nueces, upper Guadalupe, middle Colorado, and middle Brazos, to the upper Trinity in the Dallas-Fort Worth area; (2) the Ouachita Mountains in southwestern Arkansas and southeastern Oklahoma (Kiamichi); (3) the Boston Mountains in northwestern Arkansas; and (4) the Ozark Plateau in southern Missouri. (See fig. IV-3.)

### 4. GENERAL DESCRIPTION OF FLOODS OF APRIL-JUNE 1957

The flooding of April-June 1957 may be described as the most widespread and sustained major flooding of record for the area. It was characterized by long periods when the main rivers continued above flood stage rather than by extreme high stages. The 1957 crests in the main rivers in many cases were 5 to 10 feet below those of previous record floods. Record flood stages were confined primarily to the Cimarron River, portions of the Arkansas River, a number of tributaries in the Arkansas and Red Basins, as well as several Texas streams. This was due to two primary factors. First, the flood-producing rainfall was not excessive for any 24-hour period, except in some small areas, although frequent rains continued for several weeks over large areas; thus the runoff gradually increased, resulting in extended medium-high flood flows. The second factor was the operation of the many flood control and water conservation projects. The projects had impounded water during the early part of the flood runoff period until they reached their capacities, making their performance less effective during the latter portion of the rainy period. At the beginning of this flood period, due to the 5-year drought, most of these reservoirs were at their lowest levels since completion.





460088-58 (Face p. 40)

Figure IV-1.—Map showing principal rivers and gaging stations in flood area.

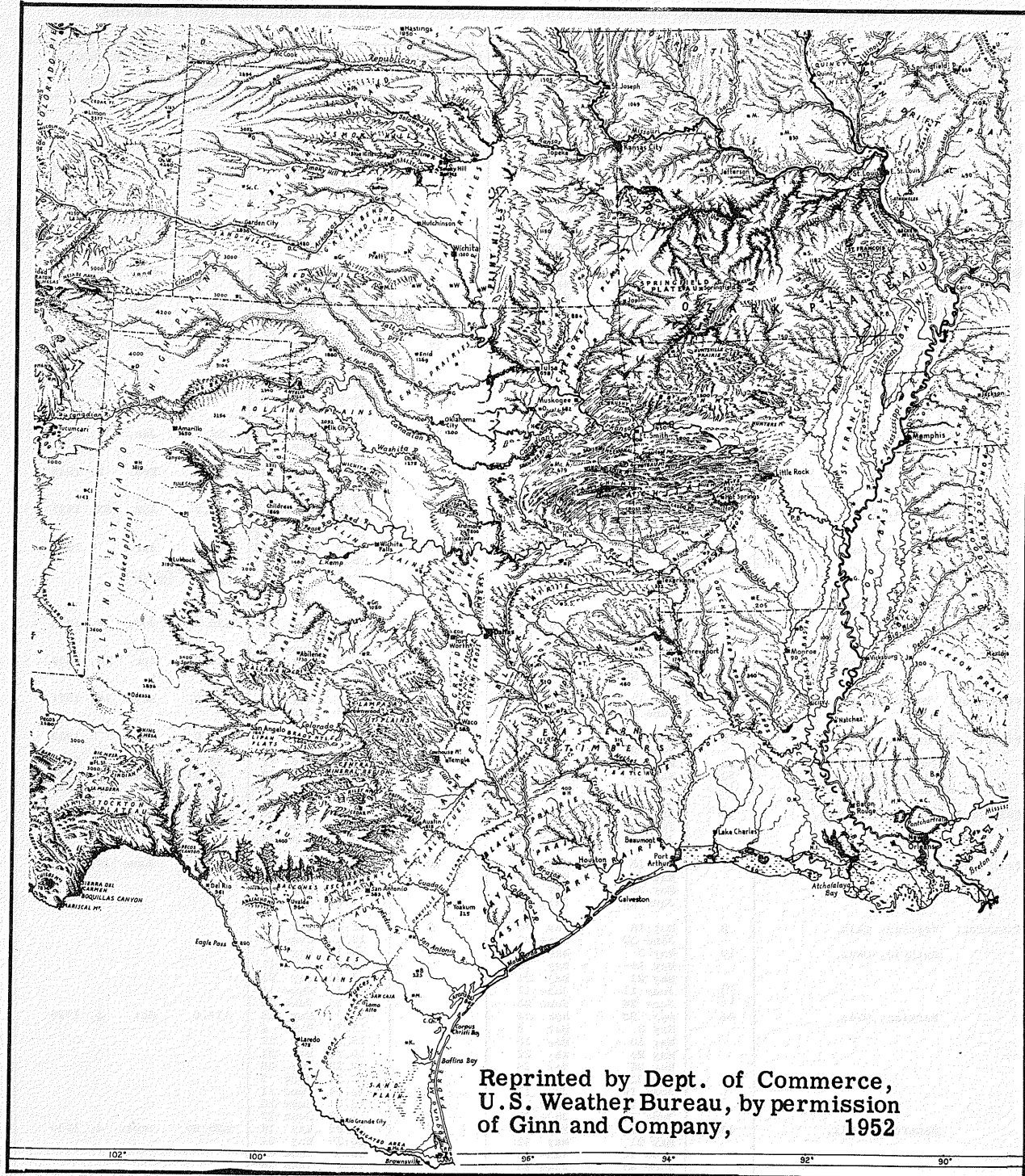


FIGURE IV-3.—Chart of physiographic provinces.

Figure IV-1 shows the principal rivers in the flood area and the river-gaging stations involved in this report. The number in the immediate proximity of the name of the station represents

the number of days the river was in flood at that point. Table IV-1 presents the crest stage(s) at the principal gaging stations, the dates, and related flood information. The five highest floods of

TABLE IV-1.—Flood crest stages, April-June 1957, and related flood data at principal gaging stations.

| RIVER AND STATION                | FLOOD STAGE | ABOVE FLOOD STAGES DATES |         | NO. OF DAYS ABOVE FLOOD STAGE | 1957 CREST DATE |                       | PREVIOUS RECORD FLOOD CREST DATE |               |  |
|----------------------------------|-------------|--------------------------|---------|-------------------------------|-----------------|-----------------------|----------------------------------|---------------|--|
|                                  |             | FROM                     | TO      |                               | CREST           | DATE                  | CREST                            | DATE          |  |
| <u>White Basin</u>               |             |                          |         |                               |                 |                       |                                  |               |  |
| Black: Poplar Bluff, Mo.         | 16          | Apr. 4                   | Apr. 6  | 6                             | 18.46           | Apr. 5                | 21.1                             | Mar. 12, 1935 |  |
| May 23                           |             | May 25                   |         |                               | 18.20           | May 24                |                                  |               |  |
| Pocahontas, Ark.                 | 17          | Apr. 5                   | May 9   | 58                            | 22.5            | Apr. 9                | A25.9                            | Apr. 17, 1927 |  |
|                                  |             | May 14                   | May 16  |                               | 21.25           | May 2                 |                                  |               |  |
|                                  |             | May 23                   | June 11 |                               | 17.5            | May 15                |                                  |               |  |
| Little Red: Heber Springs, Ark.  | 24          | Apr. 4                   | Apr. 5  | 4                             | 23.4            | May 29                | 50.3                             | Jan. 25, 1949 |  |
|                                  |             | Apr. 28                  | Apr. 28 |                               | 47.9            | Apr. 4                | <i>(By relation graph)</i>       |               |  |
|                                  |             | May 24                   | May 24  |                               | 24.3            | Apr. 28               |                                  |               |  |
|                                  |             |                          |         |                               | 32.0            | May 24                |                                  |               |  |
| White: Beaver, Ark.              | 22          | Apr. 5                   | Apr. 6  | 5                             | 33.50           | Apr. 5                | 42.33                            | May 12, 1943  |  |
| May 24                           |             | May 26                   |         |                               | 32.16           | May 24                |                                  |               |  |
| Calico Rock, Ark.                | 19          | May 24                   | May 24  | 1                             | 20.14           | May 24                | 51.9                             | Jan. 31, 1916 |  |
| Batesville, Ark.                 | 23          | Apr. 4                   | Apr. 5  | 5                             | 31.5            | Apr. 4                | 43.4                             | Feb. 1, 1916  |  |
|                                  |             | Apr. 28                  | Apr. 28 |                               | 24.0            | Apr. 28               |                                  |               |  |
|                                  |             | May 24                   | May 25  |                               | 27.3            | May 25                |                                  |               |  |
| Newport, Ark.                    | 26          | Apr. 5                   | Apr. 11 | 27                            | 28.7            | Apr. 6                | 35.9                             | Apr. 18, 1945 |  |
|                                  |             | Apr. 29                  | May 6   |                               | 28.5            | May 2                 |                                  |               |  |
|                                  |             | May 24                   | June 4  |                               | 27.8            | May 25-27             |                                  |               |  |
| Augusta, Ark.                    | 32          | Apr. 7                   | May 14  | 68                            | 33.94           | Apr. 9 <sup>1/2</sup> | 41.0                             | Apr. 20, 1945 |  |
|                                  |             |                          |         |                               | 34.05           | May 3                 |                                  |               |  |
|                                  |             |                          |         |                               | 33.63           | May 5                 |                                  |               |  |
|                                  |             |                          |         |                               | 33.63           | May 28                |                                  |               |  |
| Georgetown, Ark.                 | 21          | May 21                   | June 19 | 78                            | 25.7            | Apr. 10-11            | 32.8                             | Jan. 31, 1949 |  |
|                                  |             | Apr. 7                   | June 23 |                               | 27.0            | May 4                 |                                  |               |  |
|                                  |             |                          |         |                               | 26.1            | Apr. 29               |                                  |               |  |
| Des Arc, Ark.                    | 24          | Apr. 8                   | June 22 | 76                            | 28.4            | Apr. 12               | 37.4                             | Feb. 2, 1949  |  |
|                                  |             |                          |         |                               | 30.1            | May 3-5               |                                  |               |  |
|                                  |             |                          |         |                               | 29.3            | May 30                |                                  |               |  |
| Clarendon, Ark.                  | 26          | Apr. 9                   | July 10 | 93                            | 30.0            | Apr. 16-19            | 43.3                             | Apr. 23, 1927 |  |
|                                  |             |                          |         |                               | 31.2            | May 6-8               |                                  |               |  |
|                                  |             |                          |         |                               | 30.9            | June 1-4              |                                  |               |  |
| St. Charles, Ark.                | 25          | Apr. 12                  | July 9  | 89                            | 27.9            | Apr. 19-23            | <del>44.0</del>                  | Apr. 1927     |  |
|                                  |             |                          |         |                               | 29.5            | May 7-8               | <i>A446(*)</i>                   |               |  |
|                                  |             |                          |         |                               | 31.2            | June 6                |                                  |               |  |
| <u>Arkansas Basin</u>            |             |                          |         |                               |                 |                       |                                  |               |  |
| Little Arkansas: Sedgwick, Kans. | 18          | May 13                   | May 14  | 9                             | 19.9            | May 13                | A25.5                            | July 6, 1904  |  |
|                                  |             | May 17                   | May 20  |                               | 24.5            | May 17                |                                  |               |  |
|                                  |             | June 28                  | June 30 |                               | 20.9            | June 28               |                                  |               |  |
| Ripley, Kans.                    | 12          | May 17                   | May 19  | 4                             | 16.3            | May 17                | 17.6                             | Apr. 16, 1945 |  |
|                                  |             | June 28                  | June 28 |                               | 12.3            | June 28               |                                  |               |  |
| Ninnescah: Belle Plaine, Kans.   | 18          | May 17                   | May 19  | 5                             | 25.6            | May 17                | 26.0                             | May 18, 1951  |  |
|                                  |             | June 27                  | June 28 |                               | 22.9            | June 27               |                                  |               |  |
| Walnut: El Dorado, Kans.         | 15          | May 16                   | May 17  | 4                             | 27.50           | May 16                | A30.0                            | May 1953      |  |
|                                  |             | June 27                  | June 28 |                               | 17.4            | June 27               |                                  |               |  |
| Augusta, Kans.                   | 23          | May 17                   | May 18  | 2                             | 29.67           | May 17                | 33.75                            | June 30, 1951 |  |
| Winfield, Kans.                  | 30          | May 18                   | May 19  | 2                             | 30.50           | May 19                | 40.61                            | Nov. 18, 1928 |  |
| Arkansas City, Kans.             | 18          | May 17                   | May 20  | 4                             | 25.76           | May 19                | 26.3                             | Apr. 17, 1945 |  |
| Chikaskia: Blackwell, Okla.      | 26          | May 16                   | May 18  | 7                             | 32.57           | May 18                | D34.0                            | June 10, 1923 |  |
|                                  |             | June 13                  | June 13 |                               | 28.3            | June 13               |                                  |               |  |
|                                  |             | June 27                  | June 29 |                               | 30.2            | June 28               |                                  |               |  |
| Salt Fork: Tonkawa, Okla.        | 17          | May 16                   | May 20  | 20                            | 20.82           | May 17                | A26.8                            | June 10, 1923 |  |
|                                  |             | May 23                   | May 23  |                               | 18.80           | May 23                |                                  |               |  |
|                                  |             | May 25                   | May 27  |                               | 19.70           | May 25                |                                  |               |  |
|                                  |             | June 23                  | July 3  |                               | 21.14           | June 25               |                                  |               |  |
| Cimarron: Waynoka, Okla.         | 8           | May 16                   | May 16  | 2                             | 15.10           | May 16                |                                  |               |  |
|                                  |             | June 23                  | June 23 |                               | 12.0            | June 23               |                                  |               |  |
| Guthrie, Okla.                   | 10          | May 3                    | May 3   | 8                             | 10.15           | May 3                 |                                  |               |  |
|                                  |             | May 16                   | May 18  |                               | 18.58           | May 17                |                                  |               |  |
|                                  |             | May 21                   | May 21  |                               | 10.94           | May 21                |                                  |               |  |
|                                  |             | June 11                  | June 11 |                               | 10.4            | June 11               |                                  |               |  |
|                                  |             | June 24                  | June 25 |                               | 12.34           | June 25               |                                  |               |  |
| Perkins, Okla.                   | 17          | Apr. 23                  | Apr. 24 | 17                            | 11.7            | May 24                | A17.0                            | Oct. 5, 1926  |  |
|                                  |             | May 3                    | May 4   |                               | 11.75           | May 4                 |                                  |               |  |
|                                  |             | May 16                   | May 19  |                               | 19.53           | May 17                |                                  |               |  |
|                                  |             | May 21                   | May 22  |                               | 15.75           | May 21                |                                  |               |  |
|                                  |             | May 26                   | May 26  |                               | 12.22           | May 26                |                                  |               |  |
|                                  |             | June 11                  | June 11 |                               | 12.32           | June 1                |                                  |               |  |
|                                  |             | June 23                  | June 25 |                               | 12.61           | June 11               |                                  |               |  |
|                                  |             | June 27                  | June 27 |                               | 13.81           | June 25               |                                  |               |  |
|                                  |             | June 27                  | June 27 |                               | 11.07           | June 27               |                                  |               |  |
| Mannford, Okla.                  | 18          | May 17                   | May 19  | 7                             | 28.85           | May 18                | A25.20                           | Sept. 4, 1940 |  |
|                                  |             | May 21                   | May 22  |                               | 23.70           | May 21                |                                  |               |  |
|                                  |             | June 12                  | June 12 |                               | 19.0            | June 12               |                                  |               |  |
|                                  |             | June 25                  | June 25 |                               | 18.8            | June 25               |                                  |               |  |
| Little Caney: Copan, Okla.       | 21          | May 1                    | May 2   | 25                            | 24.1            | May 2                 | 30.58                            | Apr. 10, 1944 |  |
|                                  |             | May 14                   | May 18  |                               | 25.60           | May 18                |                                  |               |  |
|                                  |             | May 22                   | May 26  |                               | 25.75           | May 26                |                                  |               |  |
|                                  |             | June 2                   | June 4  |                               | 24.0            | June 2                |                                  |               |  |
|                                  |             | June 11                  | June 14 |                               | 26.81           | June 13               |                                  |               |  |
|                                  |             | June 18                  | June 20 |                               | 25.50           | June 19               |                                  |               |  |
|                                  |             | June 22                  | June 24 |                               | 23.2            | June 24               |                                  |               |  |
| Caney: Bartlesville, Okla.       | 29          | May 1                    | May 1   | 15                            | 29.05           | May 1                 | 35.62                            | July 21, 1950 |  |
|                                  |             | May 16                   | May 17  |                               | 31.44           | May 17                |                                  |               |  |
|                                  |             | May 25                   | May 26  |                               | 32.10           | May 25                |                                  |               |  |
|                                  |             | June 11                  | June 15 |                               | 35.0            | June 12               |                                  |               |  |
|                                  |             | June 18                  | June 19 |                               | 29.9            | June 18               |                                  |               |  |
|                                  |             | June 23                  | June 25 |                               | 32.1            | June 23               |                                  |               |  |

(\*) See (117) correspondence dated 2/5/59

TABLE IV-1.—Flood crest stages, April-June 1957. (Continued.)

| RIVER AND STATION                   | FLOOD STAGE | ABOVE FLOOD STAGES DATES   |  | NO. OF DAYS ABOVE FLOOD STAGE | 1957   |   | PREVIOUS RECORD FLOOD |               |
|-------------------------------------|-------------|--|--|-------------------------------|--|---|-----------------------|---------------|
|                                     |             | FROM   | TO   |                               | CREST  | DATE  | CREST                 | DATE          |
| Arkansas Basin (Cont'd.)            |             | feet   |  |                               | feet   |   | feet                  |               |
| Caney (Cont'd.): Ramona, Okla.      | 27          | June 19<br>June 23   | June 21<br>June 29   | 10                            | 28.2<br>29.11  | June 20<br>June 25  | 30.12                 | Oct. 3, 1945  |
| Bird Creek: Sperry, Okla.           | 21          | Apr. 22<br>May 17<br>May 21<br>May 25<br>June 2<br>June 12<br>June 19<br>June 24 | Apr. 22<br>May 19<br>May 23<br>May 27<br>June 3<br>June 14<br>June 19<br>June 24 | 17                            | 21.9<br>26.90<br>27.20<br>28.46<br>24.83<br>29.03<br>22.70<br>28.35                    | Apr. 22<br>May 18<br>May 22<br>May 26<br>June 2<br>June 13<br>June 19<br>June 24                      | 31.68                 | May 18, 1943  |
| Verdigris: Coyville, Kans.          | 28          | May 17<br>May 29<br>June 1<br>June 12  | May 18<br>May 30<br>June 2<br>June 14  | 9                             | 38.50<br>34.03<br>35.77<br>37.13   | May 18<br>May 30<br>June 2<br>June 13   | 41.5                  | July 12, 1951 |
| Independence, Kans.                 | 30          | May 17<br>May 30<br>June 2<br>June 13<br>May 18                                  | May 8<br>May 30<br>June 4<br>June 14<br>May 29                                   | 9                             | 34.93<br>31.23<br>35.35<br>33.92<br>43.96<br>43.48                                     | May 18<br>May 30<br>June 4<br>June 14<br>May 22<br>May 27   | 49.20                 | July 8, 1904  |
| Claremore, Okla.                    | 38          | June 2<br>June 12<br>June 24<br>May 18   | June 6<br>June 20<br>June 25<br>June 7   | 28                            | 42.1<br>46.51<br>38.36<br>51.50<br>50.7<br>52.75<br>44.2                               | June 4<br>June 15<br>June 25<br>May 25<br>May 28<br>June 16<br>June 26-27                             | 55.05                 | May 21, 1943  |
| Inola, Okla.                        | 41.5        | June 12<br>June 24   | June 22<br>June 27   | 29                            | 51.50<br>50.7<br>52.75<br>44.2   | May 25<br>May 28<br>June 16<br>June 26-27   | 54.93                 | May 21, 1943  |
| Cottonwood: Cottonwood Falls, Kans. | 9           | May 17   | May 19   | 3                             | 11.2   | May 18  | 19.9                  | July 11, 1951 |
| Emporia, Kans.                      | 20          | May 17   | May 21   | 5                             | 24.71  | May 18-19   | 33.4                  | July 11, 1951 |
| Spring: Quapaw, Okla.               | 19.5        | May 22   | May 27   | 13                            | 21.35<br>26.6<br>21.9<br>27.5<br>21.7  | May 23<br>May 26<br>June 3<br>June 11<br>June 15  | 43.4                  | May 19, 1943  |
| Elk: Tiff City, Mo.                 | 15          | May 21<br>May 25   | May 23<br>May 25   | 4                             | 24.72<br>17.10<br>20.8   | May 21<br>May 23<br>May 25  | D28.4                 | Apr. 19, 1941 |
| Neosho: Emporia, Kans.              | 22          | May 17   | May 18   | 2                             | 25.05  | May 17  | 29.40                 | July 11, 1951 |
| Neosho Rapids, Kans.                | 22          | May 18   | May 21   | 4                             | 23.90  | May 19  | 34.30                 | July 11, 1951 |
| Burlington, Kans.                   | 27          | May 17   | May 22   | 6                             | 30.34<br>29.25   | May 18<br>May 21  | 41.53                 | July 12, 1951 |
| LeRoy, Kans.                        | 23          | May 17<br>June 13  | May 22<br>June 13  | 7                             | 26.58<br>23.52   | May 18<br>June 13   | 34.55                 | July 12, 1951 |
| Chanute, Kans.                      | 20          | May 17<br>May 30<br>June 2<br>June 14<br>May 18                                  | May 21<br>May 31<br>June 2<br>June 14<br>May 26                                  | 9                             | 22.74<br>21.04<br>22.03<br>20.82<br>20.35<br>20.45                                     | May 19<br>May 30<br>June 2<br>June 14<br>May 19<br>May 23   | 38.6                  | July 13, 1951 |
| Oswego, Kans.                       | 17          | May 31<br>May 17   | June 5<br>May 26   | 15                            | 21.52<br>18.10<br>18.79<br>19.7<br>18.8<br>20.3  | June 3<br>May 19<br>May 23<br>May 25<br>June 3-4<br>June 16   | 32.50                 | July 14, 1951 |
| Commerce, Okla.                     | 15          | May 31<br>June 14  | June 6<br>June 17  | 22                            | 21.52<br>18.10<br>18.79<br>19.7<br>18.8<br>20.3  | June 3<br>May 19<br>May 23<br>May 25<br>June 3-4<br>June 16   | 34.03                 | July 16, 1951 |
| Illinois: Tahlequah, Okla.          | 11          | Apr. 3<br>June 3<br>June 11  | Apr. 5<br>June 3<br>June 11  | 5                             | 21.6<br>12.9<br>12.5   | Apr. 3<br>June 3<br>June 11   | 27.94                 | May 10, 1950  |
| Deep Fork: Dewar, Okla.             | 18          | Apr. 4<br>Apr. 21<br>May 14<br>May 18  | Apr. 5<br>May 6<br>May 16<br>July 2  | 71                            | 19.01<br>19.88<br>19.82<br>18.69<br>19.95<br>20.59<br>24.35<br>23.92<br>21.23<br>22.58 | Apr. 4<br>Apr. 24<br>May 1<br>May 15<br>May 19<br>May 22<br>May 25-26<br>May 28<br>June 11<br>June 19 | A29.0                 | Oct. 1908     |
| North Canadian: Woodward, Okla.     | 10          | May 16<br>June 23<br>June 25   | May 16<br>June 24<br>June 25   | 4                             | 10.8<br>13.20<br>10.50   | May 16<br>June 24<br>June 25  | 15.85                 | Oct. 12, 1923 |
| Watonga, Okla.                      | 7           | May 16<br>May 30   | May 16<br>May 30   | 2                             | 7.76<br>7.40   | May 16<br>May 30  | 8.7                   | May 19, 1955  |
| Canadian: Whitefield, Okla.         | 16          | May 18<br>May 23<br>May 26   | May 19<br>May 23<br>May 26   | 4                             | 18.25<br>16.4<br>16.8  | May 18<br>May 23<br>May 26  | 25.5                  | May 10, 1943  |
| Poteau: Poteau, Okla.               | 24          | Apr. 3<br>Apr. 26<br>May 23<br>May 25<br>June 5                                  | Apr. 4<br>Apr. 26<br>May 24<br>May 30<br>June 7                                  | 14                            | 29.25<br>24.35<br>27.02<br>27.44<br>24.6   | Apr. 4<br>Apr. 26<br>May 23<br>May 26-27<br>June 6  | 39.0                  | June 22, 1935 |
| Arkansas: Syracuse, Kans.           | 10          | May 29   | May 29   | 1                             | 12.4   | May 29  | 15.64                 | May 15, 1951  |
| Hutchinson, Kans.                   | .6          | May 16<br>June 2<br>June 28  | May 19<br>June 3<br>July 4   | 13                            | 7.80<br>6.1<br>9.15  | May 17<br>June 2-3<br>June 30   | 10.1                  | July 16, 1951 |

TABLE IV-1.—Flood crest stages, April-June 1957. (Continued.)

| RIVER AND STATION                  | FLOOD STAGE | ABOVE FLOOD STAGES DATES |         | NO. OF DAYS ABOVE FLOOD STAGE | 1957  |            | PREVIOUS RECORD FLOOD |                  |
|------------------------------------|-------------|--------------------------|---------|-------------------------------|-------|------------|-----------------------|------------------|
|                                    |             | FROM                     | TO      |                               | CREST | DATE       | CREST                 | DATE             |
| <u>Arkansas Basin (Cont'd.)</u>    |             |                          |         |                               |       |            |                       |                  |
|                                    | feet        |                          |         |                               | feet  |            | feet                  |                  |
| Arkansas (Cont'd.): Wichita, Kans. | 12          | May 17                   | May 18  | 5                             | 14.6  | May 17     | 18.0                  | May 18, 1877     |
|                                    |             | May 30                   | July 2  |                               | 12.3  | July 1     |                       |                  |
| Oxford, Kans.                      | 14          | May 17                   | May 19  | 5                             | 16.7  | May 18     | 18.05                 | June 10, 1923    |
|                                    |             | June 28                  | June 29 |                               | 14.5  | June 29    |                       |                  |
| Arkansas City, Kans.               | 16          | May 17                   | May 20  | 12                            | 24.81 | May 18     | 25.46                 | June 11, 1923    |
|                                    |             | June 28                  | July 5  |                               | 21.33 | June 29    |                       |                  |
| Ralston, Okla.                     | 16          | May 17                   | May 22  | 12                            | 21.41 | May 20     | 23.8                  | June 11, 1923    |
|                                    |             | June 13                  | June 14 |                               | 17.46 | June 13    |                       |                  |
|                                    |             | June 29                  | July 2  |                               | 19.88 | July 1     |                       |                  |
| Tulsa, Okla.                       | 19          | May 18                   | May 19  | 4                             | 20.35 | May 19     | 22.8                  | June 13, 1923    |
|                                    |             | May 21                   | May 22  |                               | 21.53 | May 21     |                       |                  |
| Muskogee, Okla.                    | 35          | May 25                   | May 28  | 4                             | 39.03 | May 26     | 48.2                  | May 21, 1943     |
| Webbers Falls, Okla.               | 23          | Apr. 24                  | Apr. 24 | 49                            | 23.3  | Apr. 24    | 39.0                  | May 22, 1943     |
|                                    |             | May 18                   | July 4  |                               | 30.0  | May 20     |                       |                  |
|                                    |             |                          |         |                               | 31.0  | May 23     |                       |                  |
|                                    |             |                          |         |                               | 35.5  | May 26     |                       |                  |
|                                    |             |                          |         |                               | 27.7  | June 2     |                       |                  |
| Sallisaw, Okla.                    | 23          | Apr. 24                  | Apr. 25 | 47                            | 24.0  | Apr. 25    | 37.90                 | May 11, 1943     |
|                                    |             | Apr. 26                  | Apr. 27 |                               | 24.07 | Apr. 27    |                       |                  |
|                                    |             | May 18                   | June 29 |                               | 29.65 | May 20     |                       |                  |
|                                    |             |                          |         |                               | 31.10 | May 23     |                       |                  |
|                                    |             |                          |         |                               | 34.85 | May 27     |                       |                  |
|                                    |             |                          |         |                               | 28.9  | June 3     |                       |                  |
| Van Buren, Ark.                    | 22          | Apr. 23                  | Apr. 29 | 62                            | 25.4  | Apr. 27    | 38.10                 | Apr. 16, 1945    |
|                                    |             | May 2                    | May 4   |                               | 23.06 | May 4      |                       |                  |
|                                    |             | May 19                   | July 9  |                               | 30.05 | May 21     |                       |                  |
|                                    |             |                          |         |                               | 32.21 | May 24     |                       |                  |
|                                    |             |                          |         |                               | 36.35 | May 27     |                       |                  |
|                                    |             |                          |         |                               | 30.5  | June 3     |                       |                  |
| Ozark, Ark.                        | 22          | Apr. 26                  | Apr. 28 | 45                            | 22.70 | Apr. 26    | 38.4                  | May 13, 24, 1943 |
|                                    |             | May 20                   | June 30 |                               | 22.63 | Apr. 28    |                       |                  |
|                                    |             |                          |         |                               | 29.30 | May 25     |                       |                  |
|                                    |             |                          |         |                               | 33.97 | May 29     |                       |                  |
|                                    |             |                          |         |                               | 27.47 | June 4     |                       |                  |
|                                    |             |                          |         |                               | 26.63 | June 13    |                       |                  |
|                                    |             |                          |         |                               | 26.44 | June 17    |                       |                  |
|                                    |             |                          |         |                               | 24.23 | June 21    |                       |                  |
|                                    |             |                          |         |                               | 23.41 | June 26    |                       |                  |
| Dardanelle, Ark.                   | 22          | Apr. 4                   | Apr. 4  | 52                            | 22.15 | Apr. 4     | 34.0                  | May 25, 1943     |
|                                    |             | Apr. 25                  | Apr. 30 |                               | 24.95 | Apr. 27    |                       |                  |
|                                    |             | May 21                   | July 4  |                               | 30.08 | May 26     |                       |                  |
|                                    |             |                          |         |                               | 33.60 | May 30     |                       |                  |
|                                    |             |                          |         |                               | 27.76 | June 5     |                       |                  |
|                                    |             |                          |         |                               | 27.31 | June 14    |                       |                  |
|                                    |             |                          |         |                               | 26.08 | June 18    |                       |                  |
|                                    |             |                          |         |                               | 23.49 | June 27    |                       |                  |
| Morrilton, Ark.                    | 30          | Apr. 27                  | Apr. 30 | 35                            | 31.60 | Apr. 28    | 42.0                  | Apr. 19, 1927    |
|                                    |             | May 21                   | June 20 |                               | 39.99 | May 27     |                       |                  |
|                                    |             |                          |         |                               | 39.55 | May 30     |                       |                  |
|                                    |             |                          |         |                               | 34.54 | June 6     |                       |                  |
|                                    |             |                          |         |                               | 33.07 | June 15    |                       |                  |
|                                    |             |                          |         |                               | 32.03 | June 19    |                       |                  |
| Little Rock, Ark.                  | 23          | May 24                   | June 12 | 26                            | 27.87 | May 31     | A34.6                 | June 1833        |
|                                    |             | June 14                  | June 17 |                               | 24.0  | June 15-16 |                       |                  |
|                                    |             | June 19                  | June 20 |                               | 23.2  | June 19-20 |                       |                  |
| Pine Bluff, Ark.                   | 25          | May 24                   | June 13 | 29                            | 31.0  | June 2     | B33.9                 | Apr. 21, 1927    |
|                                    |             | June 14                  | June 21 |                               | 25.7  | June 17    |                       |                  |
| <u>Red Basin</u>                   |             |                          |         |                               |       |            |                       |                  |
| Washita: Carnegie, Okla.           | 18          | Apr. 22                  | Apr. 25 | 10                            | 21.40 | Apr. 24    | 29.0                  | May 23, 1903     |
|                                    |             | May 2                    | May 6   |                               | 20.97 | May 3      |                       |                  |
|                                    |             | June 4                   | June 4  |                               | 18.75 | June 4     |                       |                  |
| Pauls Valley, Okla.                | 24          | May 18                   | May 19  | 4                             | 27.3  | May 18     | 29.9                  | May 11, 1950     |
|                                    |             | May 25                   | May 26  |                               | 24.6  | May 26     |                       |                  |
| Little: Horatio, Ark.              | 27          | Apr. 5                   | Apr. 6  | 26                            | 29.90 | Apr. 5     | A38.0                 | Aug. 1915        |
|                                    |             | Apr. 23                  | May 5   |                               | 33.10 | Apr. 28    |                       |                  |
|                                    |             | May 14                   | May 16  |                               | 28.33 | May 15     |                       |                  |
|                                    |             | May 25                   | May 30  |                               | 30.95 | May 27     |                       |                  |
|                                    |             | June 6                   | June 7  |                               | 28.50 | June 6     |                       |                  |
| Whitecliffs, Ark.                  | 25          | Apr. 4                   | Apr. 10 | 40                            | 27.0  | Apr. 6     | 33.5                  | Apr. 1, 1945     |
|                                    |             | Apr. 24                  | May 8   |                               | 29.8  | Apr. 29    |                       |                  |
|                                    |             | May 16                   | May 18  |                               | 25.7  | May 16-17  |                       |                  |
|                                    |             | May 26                   | June 2  |                               | 27.8  | May 28     |                       |                  |
|                                    |             | June 5                   | June 11 |                               | 26.7  | June 6-7   |                       |                  |
| Sulphur: Hagansport, Tex.          | 38          | Apr. 1                   | Apr. 8  | 50                            | 41.94 | Apr. 2     | 45.3                  | Nov. 6, 1946     |
|                                    |             | Apr. 22                  | May 6   |                               | 43.37 | Apr. 27    |                       |                  |
|                                    |             |                          |         |                               | 40.72 | May 4      |                       |                  |
|                                    |             | May 13                   | May 19  |                               | 42.42 | May 14     |                       |                  |
|                                    |             | May 23                   | June 11 |                               | 42.59 | May 27     |                       |                  |
|                                    |             |                          |         |                               | 41.36 | June 2     |                       |                  |
|                                    |             |                          |         |                               | 43.00 | June 5     |                       |                  |
| Naples, Tex.                       | 22          | Apr. 1                   | Apr. 14 | 83                            | 29.29 | Apr. 5     | 37.6                  | Apr. 1, 1945     |
|                                    |             | Apr. 24                  | May 11  |                               | 32.30 | Apr. 29    |                       |                  |
|                                    |             | May 15                   | July 4  |                               | 30.03 | May 17     |                       |                  |
|                                    |             |                          |         |                               | 31.25 | May 29     |                       |                  |
|                                    |             |                          |         |                               | 30.98 | June 9     |                       |                  |
| Cypress: Jefferson, Tex.           | 18          | Apr. 26                  | May 7   | 12                            | 24.43 | Apr. 28    | 29.6                  | Apr. 2, 1945     |



TABLE IV-1.—Flood crest stages, April-June 1957. (Continued.)

| RIVER AND STATION                   | FLOOD STAGE | ABOVE FLOOD STAGES DATES                        |   | NO. OF DAYS ABOVE FLOOD STAGE | 1957   |  | PREVIOUS RECORD FLOOD |                  |  |
|-------------------------------------|-------------|---|---|-------------------------------|--|--|-----------------------|------------------|--|
|                                     |             | FROM  | TO  |                               | CREST  | DATE   | CREST                 | DATE             |  |
| <u>Red Basin (Cont'd.)</u>          |             |   |   |                               |  |  |                       |                  |  |
| Saline: Benton, Ark.                | 20          | Apr. 4<br>Apr. 28<br>May 24                     | Apr. 4<br>Apr. 28<br>May 24                   | 3                             | 25.00<br>20.53<br>21.84                            | Apr. 4<br>Apr. 28<br>May 24  | 24.5                  | Jan. 25, 1949    |  |
| Ouachita: Arkadelphia, Ark.         | 17          | Apr. 4<br>Apr. 25<br>May 24                     | Apr. 6<br>May 2<br>May 28                     | 16                            | 24.0<br>22.45<br>22.0                              | Apr. 4<br>Apr. 28<br>May 26  | 30.3                  | Mar. 30, 1945    |  |
| Camden, Ark.                        | 26          | Apr. 4<br>Apr. 26<br>May 26                     | Apr. 16<br>May 12<br>June 14                  | 50                            | 39.0<br>34.6<br>42.65                              | Apr. 7<br>May 1<br>May 19  | 44.8                  | Apr. 3, 1945     |  |
| Monroe, La.                         | 40          | May 7   | June 12                                       | 37                            | 42.65  | May 19   | 50.4                  | Apr. 15, 1945    |  |
| Black: Jonesville, La.              | 50          | June 4  | July 11                                       | 38                            | 52.20<br>52.34                                     | June 22<br>June 28   | A64.1                 | May 17-18, 1927  |  |
| Red: Arthur City, Tex.              | 26          | June 5  | June 9  | 5                             | 28.1   | June 6   | 43.2                  | May 28, 1908     |  |
| Index, Ark.                         | 25          | Apr. 28<br>May 26<br>June 3                     | May 8<br>May 31<br>June 13                    | 28                            | 27.20<br>27.27<br>29.23                            | May 1<br>May 29<br>June 8  | 34.4                  | Feb. 23, 1938    |  |
| Fulton, Ark.                        | 27          | Apr. 28<br>May 27                               | May 10<br>June 14                             | 32                            | 30.45<br>31.12                                     | May 2<br>June 9  | 37.4                  | Apr. 2, 1945     |  |
| Springbank, Ark.                    | 23          | May 31  | June 22                                       | 26                            | 29.6   | June 10  | 42.0                  | Apr. 6, 1945     |  |
| Shreveport, La.                     | 30          | Apr. 30<br>June 6                               | May 12<br>June 16                             | 26                            | 33.9<br>30.1                                       | May 4<br>May 31  | 45.7                  | May 28, 1892     |  |
| Grand Ecore, La.                    | 33          | Apr. 30   | June 29                                       | 61                            | 32.9<br>41.95<br>41.76                             | June 12<br>May 10<br>June 15   | 44.7                  | Apr. 10, 1945    |  |
| Alexandria, La.                     | 32          | Apr. 30   | July 3  | 65                            | 40.69<br>40.62                                     | May 13<br>June 17  | 45.2                  | Apr. 16-18, 1945 |  |
| <u>Lower Mississippi Basin</u>      |             |   |   |                               |  |  |                       |                  |  |
| St. Francis: Fisk, Mo.              | 20          | Apr. 3  | May 10  | 70                            | 24.33<br>24.1                                      | Apr. 8<br>May 2  | A28.0                 | Apr. 18, 1927    |  |
| St. Francis, Ark.                   | 18          | May 19<br>Apr. 3                                | June 19<br>June 25                            | 84                            | 24.22<br>21.90<br>21.50<br>21.25<br>22.90<br>21.60 | May 23<br>Apr. 10-11<br>Apr. 19-20<br>May 2<br>May 2<br>June 5-10<br>June 9-12 | 28.2                  | Mar. 15, 1935    |  |
| Parkin, Ark.                        | 28          | June 4  | June 16                                       | 13                            | 29.0   | June 9-12  | 41.6                  | Apr. 4, 1897     |  |
| Big Black: Pickens, Miss.           | 16          | Apr. 4  | Apr. 5  | 2                             | 16.5   | Apr. 5   | 23.7                  | Dec. 29, 1926    |  |
| Bovina, Miss.                       | 28          | Apr. 4  | Apr. 14                                       | 11                            | 30.1   | Apr. 10  | 39.65                 | Sept. 30, 1954   |  |
| Mississippi: Caruthersville, Mo.    | 32          | Apr. 13<br>May 28                               | Apr. 24<br>May 31                             | 16                            | 32.3<br>32.4<br>32.5                               | Apr. 14-15<br>Apr. 20-22<br>May 29-30  | 46.0                  | Feb. 5-7, 1937   |  |
| <u>Atchafalaya Basin</u>            |             |   |   |                               |  |  |                       |                  |  |
| Atchafalaya: Atchafalaya, La.       | 29          | June 6  | June 18                                       | 13                            | 29.3   | June 12  | 30.4                  | Mar. 5, 1950     |  |
| Morgan City, La.                    | 7           | June 13<br>June 27                              | June 14<br>June 30                            | 6                             | 7.1<br>11.4  | June 14<br>June 27   | 9.7                   | June 10, 1927    |  |
| <u>West Gulf of Mexico Drainage</u> |             |   |   |                               |  |  |                       |                  |  |
| Nezpique Bayou: Basile, La.         | 22          | Apr. 20   | Apr. 23                                       | 4                             | 22.31  | Apr. 22  | 34.4                  | May 20, 1953     |  |
| Mermentau: Mermentau, La.           | 5           | Apr. 23<br>June 29                              | Apr. 23<br>July 8                             | 11                            | 5.1<br>7.8   | Apr. 23<br>July 1  | A15.6                 | Aug. 1940        |  |
| Calcasieu: Old Town Bay, La.        | 4           | June 28   | July 1  | 4                             | 6.1  | June 28  | A12.5                 | Aug. 10, 1940    |  |
| Lake Charles, La.                   | 6           | June 27   | June 28                                       | 2                             | 7.58   | June 27  | A12.7                 | Oct. 1, 1913     |  |
| Lake Fork: Quitman, Tex.            | 16          | Apr. 4<br>Apr. 23<br>May 15<br>May 26<br>June 4 | Apr. 6<br>May 4<br>May 16<br>May 29<br>June 8 | 26                            | 18.2<br>20.4<br>18.0<br>19.9<br>17.8               | Apr. 5<br>Apr. 28<br>May 15<br>May 28<br>June 5                                |                       |                  |  |
| Sabine: Mineola, Tex.               | 14          | Apr. 5<br>Apr. 21<br>May 15                     | Apr. 12<br>May 10<br>June 13                  | 57                            | 17.65<br>22.1<br>18.4<br>18.6<br>17.8              | Apr. 6<br>Apr. 29<br>May 17<br>May 29<br>June 8                                | 24.4                  | June 8, 1943     |  |
| Gladewater, Tex.                    | 26          | Apr. 1<br>Apr. 11<br>Apr. 22<br>May 19          | Apr. 2<br>Apr. 17<br>May 16<br>June 18        | 65                            | 26.66<br>30.01<br>40.35<br>35.80                   | Apr. 1<br>Apr. 14<br>May 1<br>June 1   | 44.2                  | Apr. 2, 1945     |  |
| Logansport, La.                     | 25          | Apr. 26<br>June 8                               | May 24<br>June 26                             | 48                            | 39.40<br>30.50                                     | May 7<br>June 11   | 44.1                  | Apr. 8, 1945     |  |
| Bon Weir, Tex.                      | 17          | Apr. 30<br>June 28                              | June 1<br>July 2                              | 38                            | 22.30<br>18.50                                     | May 17<br>June 29  | A26.0                 | May 1884         |  |
| Deweyville, Tex.                    | 14          | Apr. 11<br>May 1                                | Apr. 12<br>June 6                             | 54                            | 14.0<br>14.89<br>16.03<br>15.24                    | Apr. 11<br>May 4<br>May 20<br>July 1   | 22.2                  | May 1884         |  |
| Angelina: Horger, Tex.              | 30          | May 2   | May 10  | 11                            | 33.2   | May 6  | A39.5                 | Aug. 1915        |  |
| Neches: Rockland, Tex.              | 22          | May 1   | May 14  | 14                            | 25.34  | May 4  | A34.9                 | May 1884         |  |
| Evadale, Tex.                       | 19          | May 6   | May 16  | 11                            | 20.55  | May 10   | A26.2                 | May 1884         |  |
| West Fork: Fort Worth, Tex.         | 8           | May 25  | May 25  | 1                             | 8.66   | May 25   | 25.9                  | May 17, 1949     |  |
| Elm Fork: Carrollton, Tex.          | 6           | May 5   | May 30  | 14                            | 7.65<br>7.70                                       | May 25<br>May 28   | 14.5                  | Apr. 25-26, 1942 |  |

TABLE IV-1.—Flood crest stages, April-June 1957. (Continued.)

| RIVER AND STATION                              | FLOOD STAGE | ABOVE FLOOD STAGES DATES                      |   | NO. OF DAYS ABOVE FLOOD STAGE | 1957 CREST DATE                                       |  | PREVIOUS RECORD FLOOD |                   |              |
|--|-------------|---|---|-------------------------------|---|--|-----------------------|-------------------|--------------|
|  |             | FROM  | TO  |                               | CREST   | DATE   | CREST                 | DATE              |              |
| West Gulf of Mexico Drainage (Cont'd)          |             |   |   |                               |   |  |                       |                   |              |
| feet   |             |   |   |                               |   |  |                       |                   |              |
| Elm Fork (Cont'd.): Carrollton, Tex. (Cont'd.) |             | June 1  | June 8  |                               | 8.10<br>8.54  | June 3<br>June 5   |                       |                   |              |
| East Fork: Rockwall, Tex.                      | 10          | Apr. 30                                       | June 2  | 34                            | 20.80   | May 26   | B24.8                 | Apr. 20,          | 1942         |
| Trinity: Dallas, Tex.                          | 30          | Apr. 24<br>May 9                              | May 5<br>July 4                                 | 69                            | 39.70<br>41.70<br>35.92                               | Apr. 27<br>May 26<br>June 6  | 52.6                  | May 25,           | 1908         |
| Rosser, Tex.                                   | 26          | Apr. 23                                       | June 21   | 71                            | 31.60<br>37.20<br>38.00                               | Apr. 26<br>Apr. 28<br>May 29   | B41.55                | Apr. 22,          | 1942         |
| Trinidad, Tex.                                 | 28          | June 26<br>Apr. 21                            | July 6<br>July 9                                | 80                            | E27.25<br>43.5<br>39.23                               | June 30<br>May 1<br>May 18   | B49.8                 | Apr. 25,          | 1942         |
| Long Lake, Tex.                                | 40          | Apr. 24                                       | June 20   | 58                            | E48.8<br>45.65  | Apr. 29<br>June 5  | A52.2                 | June 4,           | 1908         |
| Midway, Tex.                                   | 40          | Apr. 25                                       | May 28  | 57                            | 47.55   | May 1  | 48.6                  | May 5,            | 1942         |
| Riverside, Tex.                                | 40          | Apr. 30                                       | May 16  | 25                            | 44.93<br>49.69  | June 9<br>May 5  | 52.7                  | May 6,            | 1942         |
| Romayor, Tex.                                  | 30          | June 10                                       | May 17  | 14                            | 42.27   | June 15  |                       |                   |              |
| Liberty, Tex.                                  | 24          | May 4<br>Apr. 26                              | May 17<br>July 3                                | 69                            | 32.20<br>29.25<br>28.14                               | May 10<br>May 12-13<br>June 22                                       | 35.8<br>29.4          | May 9,<br>May 12, | 1942<br>1942 |
| Clear Fork: Ft. Griffin, Tex.                  | 25          | Apr. 30<br>May 16<br>May 26<br>June 5         | Apr. 30<br>May 16<br>May 30<br>June 6           | 14                            | 31.8<br>25.3<br>32.7<br>26.4                          | Apr. 29<br>May 16<br>May 28<br>June 6                                |                       |                   |              |
| Little: Cameron, Tex.                          | 30          | Apr. 24<br>May 14<br>June 2<br>June 13        | May 1<br>May 16<br>June 6<br>June 14            | 18                            | 39.56<br>35.0<br>32.64<br>33.63                       | Apr. 25<br>May 15<br>June 3<br>June 14                               | A53.2                 | Sept. 10,         | 1921         |
| Brazos: South Bend, Tex.                       | 21          | May 26  | May 27  | 2                             | 22.4  | May 27   | 36.2                  |                   | 1876         |
| Rainbow, Tex.                                  | 20          | Apr. 28<br>May 13<br>May 22<br>May 25         | May 7<br>May 17<br>May 22<br>May 30             | 22                            | 31.2<br>22.1<br>20.3<br>31.1                          | May 5<br>May 15<br>May 22<br>May 27                                  | A30.4                 | May 8,            | 1922         |
| Waco, Tex.                                     | 27          | Apr. 20<br>Apr. 23<br>May 11<br>May 13        | Apr. 20<br>Apr. 23<br>May 12<br>May 14          | 6                             | 32.33<br>29.4<br>30.59<br>29.99                       | Apr. 20<br>Apr. 23<br>May 12<br>May 13                               | B40.9                 | Sept. 27,         | 1936         |
| Valley Junction, Tex.                          | 44          | Apr. 26                                       | Apr. 26   | 1                             | 45.1  | Apr. 26  | A59.0                 | Dec. 5,           | 1913         |
| Washington, Tex.                               | 45          | Apr. 30                                       | May 2   | 3                             | 45.8  | May 1  | A62.0                 | Dec. 6,           | 1913         |
| Hempstead, Tex.                                | 40          | Apr. 28                                       | May 5   | 8                             | 44.2  | May 2  | C56.1                 | Dec. 12,          | 1913         |
| Richmond, Tex.                                 | 35          | May 2   | May 8   | 7                             | 37.45   | May 6  | 48.2                  | Dec. 10,          | 1913         |
| Colorado: Columbus, Tex.                       | 24          | Apr. 28                                       | Apr. 30   | 3                             | 27.25   | Apr. 29  | A41.6                 | July 1869         |              |
| Wharton, Tex.                                  | 26          | Apr. 29                                       | May 1   | 3                             | 28.87   | Apr. 30  | A38.9                 | Dec. 8,           | 1913         |
| Navidad: Ganado, Tex.                          | 21          | Apr. 2<br>Apr. 23<br>Apr. 28<br>June 2        | Apr. 2<br>Apr. 23<br>May 3<br>June 8            | 15                            | 22.68<br>22.0<br>29.8<br>23.96                        | Apr. 2<br>Apr. 23<br>May 1<br>June 7                                 | A39.8                 | May 27,           | 1936         |
| LaVaca: Edna, Tex.                             | 21          | Apr. 29                                       | Apr. 30   | 2                             | 23.55   | Apr. 29  | A33.8                 | May 25,           | 1936         |
| Guadalupe: Gonzales, Tex.                      | 20          | Apr. 26<br>May 29<br>June 3                   | May 2<br>May 30<br>June 4                       | 11                            | 33.6<br>31.0<br>25.6                                  | Apr. 28<br>May 29<br>June 4  | 38.3                  | May 29,           | 1929         |
| Cuero, Tex.                                    | 23          | Apr. 29                                       | May 3   | 7                             | 30.4  | Apr. 30  | 43.9                  | July 2,           | 1936         |
| Victoria, Tex.                                 | 21          | Apr. 27<br>May 30                             | May 1<br>June 8                                 | 20                            | 24.9<br>27.18<br>29.92<br>28.62<br>25.32              | June 1<br>Apr. 28<br>May 2<br>June 2<br>June 7                       | 31.22                 | July 3,           | 1936         |
| Frio: Derby, Tex.                              | 6           | Apr. 21                                       | May 2   | 26                            | 9.7   | Apr. 22<br>Apr. 24<br>Apr. 26<br>Apr. 29                             | 29.6                  | July 4,           | 1932         |
| Calliham, Tex.                                 | 12          | May 16<br>May 19<br>May 28<br>Apr. 20         | May 17<br>May 21<br>June 5<br>May 6             | 44                            | 8.0<br>7.9<br>11.34<br>21.85<br>20.0<br>20.6<br>18.65 | May 16<br>May 21<br>May 29<br>Apr. 21<br>Apr. 24<br>Apr. 28<br>May 2 |                       |                   |              |
|  |             | May 9<br>May 13<br>May 19<br>May 24<br>May 27 | May 11<br>May 16<br>May 21<br>May 25<br>June 10 |                               | 19.3<br>21.6<br>15.5<br>17.2<br>27.0<br>23.1          | May 10<br>May 14<br>May 19<br>May 24<br>June 3<br>June 8             |                       |                   |              |
| Atascosa: Whitsett, Tex.                       | 20          | Apr. 21<br>Apr. 28                            | Apr. 24<br>May 1                                | 10                            | 27.2<br>25.4<br>24.8<br>27.73<br>20.8                 | Apr. 21<br>Apr. 23<br>Apr. 29<br>May 29<br>June 3                    | D38.3                 | July 7,           | 1942         |
| Turkey Creek: Crystal City, Tex.               | 9           | Apr. 21                                       | May   |                               | 11.0<br>11.3<br>11.9                                  | Apr. 22<br>Apr. 25<br>Apr. 30  |                       |                   |              |

TABLE IV-1.—Flood crest stages, April-June 1957. (Continued.)

| RIVER AND STATION  | FLOOD STAGE | ABOVE FLOOD STAGES DATES |         | NO. OF DAYS ABOVE FLOOD STAGE | 1957  |         | PREVIOUS RECORD FLOOD |           |      |
|--|-------------|--------------------------|---------|-------------------------------|-------|---------|-----------------------|-----------|------|
|  |             | FROM                     | TO      |                               | CREST | DATE    | CREST                 | DATE      |      |
| West Gulf of Mexico Drainage (Cont'd.)   |             |                          |         |                               |       |         |                       |           |      |
|  | feet        |                          |         |                               | feet  |         | feet                  |           |      |
| Nueces: Cotulla, Tex.  | 15          | Apr. 22                  | Apr. 22 | 16                            | 18.20 | Apr. 22 | 32.4                  | June 18,  | 1935 |
|  |             | Apr. 30                  | May 5   |                               | 15.91 | May 1   |                       |           |      |
|  |             | June 1                   | June 9  |                               | 17.03 | June 2  |                       |           |      |
| Tilden Crossing, Tex.  | 11          | Apr. 21                  | May 15  | 46                            | 17.95 | Apr. 23 |                       |           |      |
|  |             |                          |         |                               | 18.35 | Apr. 27 |                       |           |      |
|  |             |                          |         |                               | 22.7  | May 1   |                       |           |      |
|  |             | May 28                   | June 18 |                               | 20.6  | June 1  |                       |           |      |
|  |             |                          |         |                               | 19.85 | June 6  |                       |           |      |
| Three Rivers, Tex.   | 35          | Apr. 29                  | May 5   | 18                            | 39.2  | May 3   | 46.0                  | Sept. 18, | 1919 |
|  |             | May 30                   | June 9  |                               | 36.9  | May 31  |                       |           |      |
|  |             |                          |         |                               | 38.4  | June 3  |                       |           |      |
|  |             |                          |         |                               | 36.2  | June 8  |                       |           |      |
| Calallen, Tex.   | 7           | Apr. 24                  | June 20 | 58                            | 9.9   | May 7   |                       |           |      |
|  |             |                          |         |                               | 9.2   | May 18  |                       |           |      |
|  |             |                          |         |                               | 8.3   | May 30  |                       |           |      |
|  |             |                          |         |                               | 9.9   | June 7  |                       |           |      |
| Rio Grande: Del Rio, Tex.  | 15          | May 11                   | May 11  | 5                             | 19.40 | May 11  | 38.3                  | June 28,  | 1954 |
|  |             | May 13                   | May 14  |                               | 17.10 | May 13  |                       |           |      |
|  |             | May 27                   | May 28  |                               | 19.6  | May 28  |                       |           |      |
| Eagle Pass, Tex.   | 16          | Apr. 29                  | Apr. 29 | 9                             | 17.0  | Apr. 29 | 53.61                 | June 29,  | 1954 |
|  |             | May 12                   | May 13  |                               | 17.5  | May 12  |                       |           |      |
|  |             | May 14                   | May 15  |                               | 18.1  | May 15  |                       |           |      |
|  |             | May 17                   | May 17  |                               | 16.0  | May 17  |                       |           |      |
|  |             | May 18                   | May 18  |                               | 17.1  | May 18  |                       |           |      |
|  |             | May 28                   | May 29  |                               | 20.7  | May 29  |                       |           |      |
| A. Prior to Gage Records<br>B. Levee Broke<br>C. Not Referred to Present Site and Datum<br>D. High Water Mark<br>E. Highest Stage Observed |             |                          |         |                               |       |         |                       |           |      |

record, including the maximum 1957 crest stage, are listed for selected stations in table IV-2. Stage hydrographs for representative stations during April, May, and June 1957 are presented in figure IV-4. The data included in this presentation are from station records maintained by Weather Bureau offices as well as from selected station records furnished by the U. S. Geological Survey, the Corps of Engineers, and others.

On the St. Francis River, the flows were regulated by Wappapello Reservoir. On the White, a large volume of flood water was impounded in the Norfolk, Bull Shoals, and Table Rock Reservoirs (total storage 5 million acre-feet). The flows on the Arkansas were regulated by Pensacola, Tenkiller Ferry, Fort Gibson, Wister, Hulah, Fall River, Heyburn, Great Salt Plains, Fort Supply, and Canton Reservoirs (total storage 6 million acre-feet). Blakely Mountain Reservoir regulated the flood flows on the Ouachita. The Red River flows were regulated by Denison and Texarkana Reservoirs (total storage 8 million acre-feet). The Lavon, Garza-Little Elm, Denton, and Benbrook Reservoirs (total storage 2 million acre-feet) and the water-supply reservoirs at Lake Worth, Eagle Mountain, and Bridgeport regulated the flow of the Trinity. Flood flows on

the Brazos were regulated by Whitney, Belton, and Possum Kingdom Reservoirs (total storage 3 million acre-feet), and those on the Colorado by Marshall Ford and Buchanan reservoirs (total storage 2.5 million acre-feet).

Flooding began in the St. Francis River early in April and at St. Francis, Ark., the river continued in flood from April 3 to June 25, a total of 84 days. At Fisk, Mo., crests of 24.3 feet on April 8 and 24.2 feet on May 23, may be compared to a maximum stage record of 28.0 feet in 1927.

In the White River basin, the 1957 flood was unusual for its long duration, 93 days above flood stage at Clarendon, Ark., but was well below the previous floods of record with respect to stages. There were three crests at Clarendon, 30.0 feet on April 16-19, 31.2 on May 6-8, and 30.9 on June 1-4, as compared to 43.3 feet in April 1927.

The April-June 1957 flooding in Oklahoma and in adjacent river basins can best be described as the most widespread major flooding of record for the area. While there were some serious urban damages, the floods were unusually destructive to all phases of agriculture and related interests, as well as to the highways, railroads, and other transportation systems. In addition to those damages resulting from the occurrence of major

TABLE IV-2.—Comparison of 1957 flood crest with five highest floods since 1900 at selected stations.

| River and Station                   | Gage Zero | Flood Stage | Major Flood Heights and Dates |                  |                  |                  |                  | 1957 Crests*     |
|-------------------------------------|-----------|-------------|-------------------------------|------------------|------------------|------------------|------------------|------------------|
| <b>MISSISSIPPI SYSTEM</b>           |           |             |                               |                  |                  |                  |                  |                  |
| <u>White Basin</u>                  |           |             |                               |                  |                  |                  |                  |                  |
| White: Newport, Ark.                | 194.09    | 26          | 35.9<br>4-18-45               | 35.6<br>4-16-27  | 34.5<br>5-15-43  | 34.0<br>1-28-49  | 33.4<br>2-20-38  | 28.7<br>4-6-57   |
| <u>Arkansas Basin</u>               |           |             |                               |                  |                  |                  |                  |                  |
| Verdigris: Coffeyville, Kans.       | 699.63    | 20          | 25.8<br>5-21-43               | 25.4<br>7-2-51   | 25.0<br>4-17-45  | 24.5<br>10-4-27  | 23.7<br>7-14-51  | 19.8<br>5-18-57  |
| Arkansas: Arkansas City, Kans.      | 1053.01   | 16          | 25.5<br>6-11-23               | 25.2<br>4-24-44  | 24.81<br>5-18-57 | 23.5<br>5-19-51  | 22.2<br>4-18-45  | 24.81<br>5-18-57 |
| Ralston, Okla.                      | 776.71    | 16          | 23.8<br>6-11-23               | 23.6<br>4-25-44  | 21.41<br>5-20-57 | 21.5<br>7-3-51   | 20.4<br>4-19-45  | 21.41<br>5-20-57 |
| Tulsa, Okla.                        | 615.23    | 19          | 22.8<br>6-13-23               | 21.53<br>5-21-57 | 20.0<br>4-26-44  | 19.7<br>10-1-45  | 19.2<br>9-4-40   | 21.53<br>5-21-57 |
| Van Buren, Ark.                     | 372.36    | 22          | 38.1<br>4-16-45               | 38.0<br>5-12-43  | 36.35<br>5-27-57 | 35.8<br>11-3-41  | 34.3<br>6-19-35  | 36.35<br>5-27-57 |
| Little Rock, Ark.                   | 223.61    | 23          | 33.0<br>4-20-27               | 30.0<br>5-28-43  | 28.4<br>5-17-43  | 27.87<br>5-31-57 | 26.1<br>11-8-41  | 27.87<br>5-31-57 |
| Pine Bluff, Ark.                    | 181.06    | 25          | 33.9<br>4-21-27               | 33.8<br>5-28-43  | 33.0<br>6-24-35  | 31.8<br>4-23-45  | 30.85<br>5-31-57 | 30.85<br>5-31-57 |
| <u>Red Basin</u>                    |           |             |                               |                  |                  |                  |                  |                  |
| Washita: Pauls Valley, Okla.        | 854.61    | *           | 29.9<br>5-11-50               | 28.4<br>5-22-49  | 28.1<br>6-10-41  | 27.3<br>5-18-57  | 24.9<br>5-23-38  | 27.3<br>5-18-57  |
| Red: Fulton, Ark.                   | 224.94    | 27          | 37.4<br>4-2-45                | 36.4<br>2-24-38  | 34.8<br>6-24-35  | 34.1<br>5-26-35  | 33.3<br>5-2-42   | 31.12<br>6-9-57  |
| Alexandria, La.                     | 44.26     | 32          | 45.2<br>4-17-45               | 43.6<br>2-3-32   | 41.2<br>6-5-30   | 40.69<br>5-13-57 | 40.0<br>3-20-45  | 40.69<br>5-13-57 |
| <u>Lower Mississippi Basin</u>      |           |             |                               |                  |                  |                  |                  |                  |
| Mississippi: Memphis, Tenn.         | 183.91    | 34          | 48.7<br>2-10-37               | 45.0#<br>4-9-13  | 44.5#<br>4-21-27 | 40.5<br>2-20-50  | 39.3<br>4-6-45   | 29.8<br>4-23-57  |
| Vicksburg, Miss.                    | 46.23     | 43          | 58.6<br>5-4-27                | 53.2<br>2-21-37  | 51.9<br>2-29-32  | 48.8<br>6-10-33  | 47.5<br>5-29-45  | 40.1<br>6-7-57   |
| New Orleans, La.                    | 0.00      | 17          | 21.3<br>4-25-22               | 21.0<br>4-25-27  | 20.0<br>2-10-50  | 19.8<br>4-30-45  | 19.2<br>2-28-37  | 15.6<br>6-10-57  |
| <u>Atchafalaya Basin</u>            |           |             |                               |                  |                  |                  |                  |                  |
| Atchafalaya: Morgan City, La.       | -2.94     | 7           | 9.7<br>6-10-27                | 8.8<br>4-1-45    | 8.2<br>3-7-50    | 8.0<br>3-21-49   | 7.9<br>4-29-53   | 11.4<br>6-27-57  |
| <b>WEST GULF OF MEXICO DRAINAGE</b> |           |             |                               |                  |                  |                  |                  |                  |
| Sabine: Gladewater, Tex.            | 243.85    | 26          | 44.2<br>4-2-45                | 41.2<br>6-11-43  | 40.35<br>5-1-57  | 39.4<br>Jan.-32  | 38.4<br>1-22-38  | 40.35<br>5-1-57  |
| Trinity: Dallas, Tex.               | 368.14    | 30          | 52.6<br>5-25-08               | 46.9<br>5-18-48  | 45.8<br>4-26-42  | 43.0<br>6-13-41  | 41.70<br>5-26-57 | 41.70<br>5-26-57 |
| Trinidad, Tex.                      | 239.21    | 28          | 49.8<br>4-25-42               | 48.3<br>5-30-08  | 45.4<br>6-19-41  | 44.8<br>2-24-38  | 44.36<br>6-1-57  | 44.36<br>6-1-57  |
| Brazos: Waco, Tex.                  | 357.10    | 27          | 40.9<br>9-27-36               | 39.7<br>12-3-13  | 36.7<br>4-22-45  | 34.9<br>5-19-35  | 32.33<br>4-20-57 | 32.33<br>4-20-57 |
| Richmond, Tex.                      | 40.80     | 35          | 45.4<br>8-24-31               | 40.6<br>6-6-29   | 38.7<br>12-28-40 | 37.45<br>5-6-57  | 36.5<br>4-27-35  | 37.45<br>5-6-57  |
| Colorado: Columbus, Tex.            | 155.52    | 24          | 41.7<br>12-6-13               | 38.5<br>6-18-35  | 38.4<br>7-29-38  | 36.5<br>11-25-40 | 35.4<br>10-1-36  | 27.25<br>4-29-57 |
| Guadalupe: Victoria, Tex.           | 29.15     | 21          | 31.2<br>7-3-36                | 29.92<br>5-2-57  | 29.9<br>6-1-29   | 29.6<br>10-17-46 | 29.5<br>9-16-52  | 29.92<br>5-2-57  |
| Nueces: Three Rivers, Tex.          | 101.16    | 35          | 46.0<br>9-18-19               | 44.8<br>7-12-42  | 43.8<br>7-8-32   | 42.6<br>10-13-46 | 41.4<br>9-19-41  | 39.2<br>5-3-57   |
| Rio Grande: Eagle Pass, Tex.        | 683.04    | 16          | 53.6<br>6-29-54               | 47.8<br>9-2-32   | 46.9<br>6-25-48  | 33.2<br>6-15-35  | 30.4<br>9-6-35   | 20.7<br>5-29-57  |

\*Not established  
#Estimated

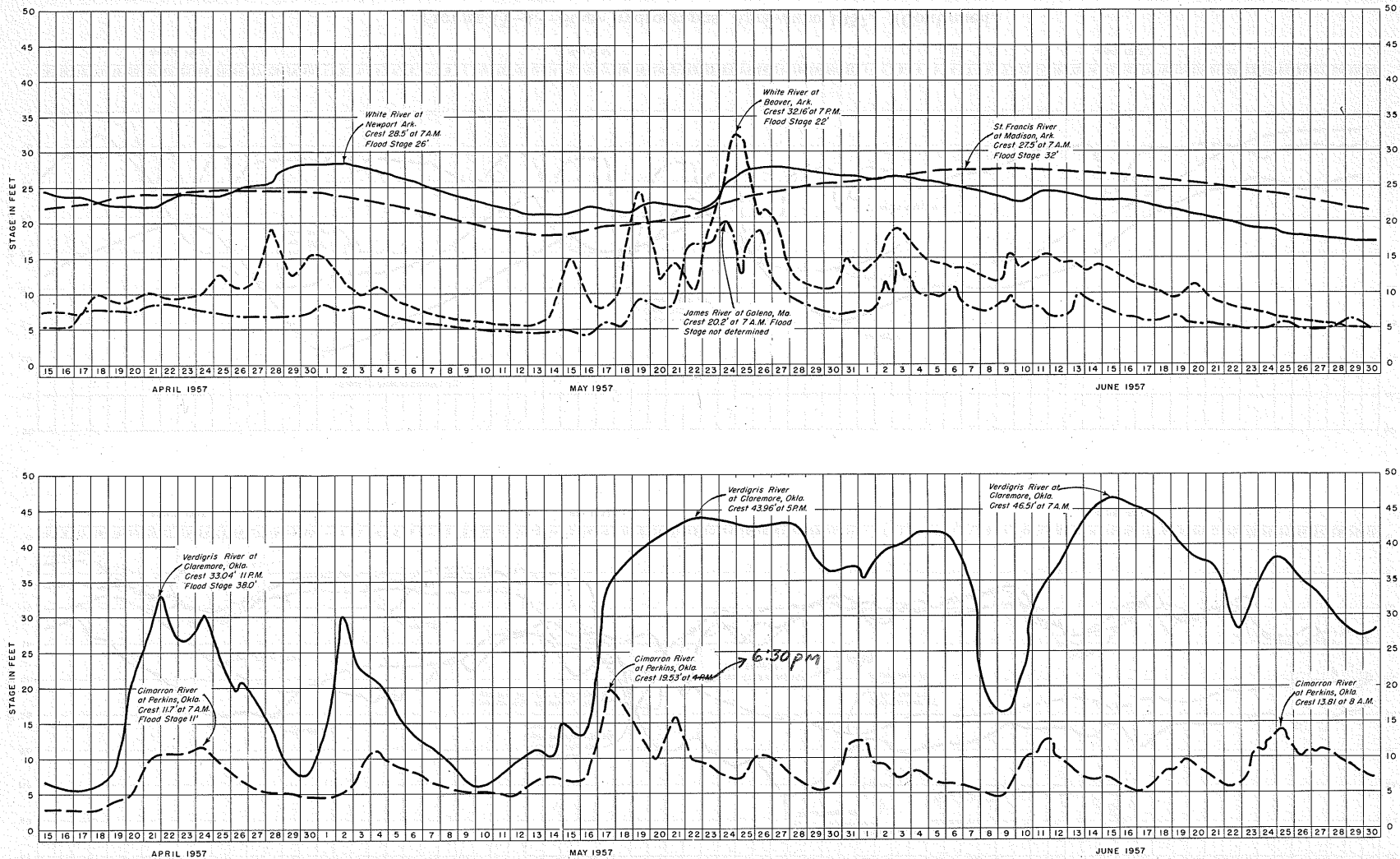


FIGURE IV-4.—Stage hydrographs, April-June 1957, for selected stations.



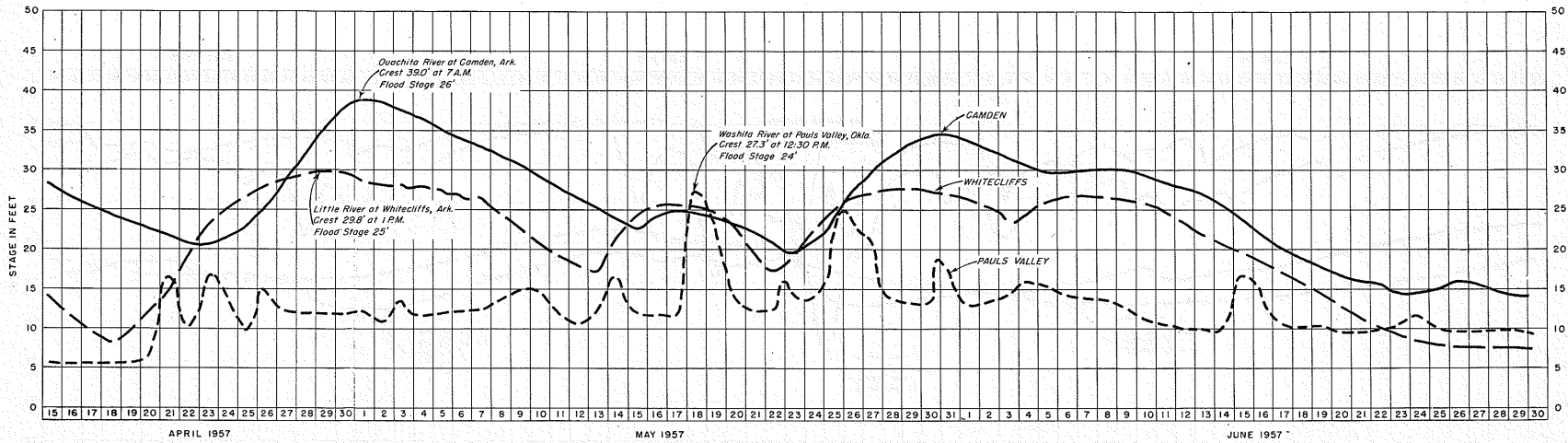
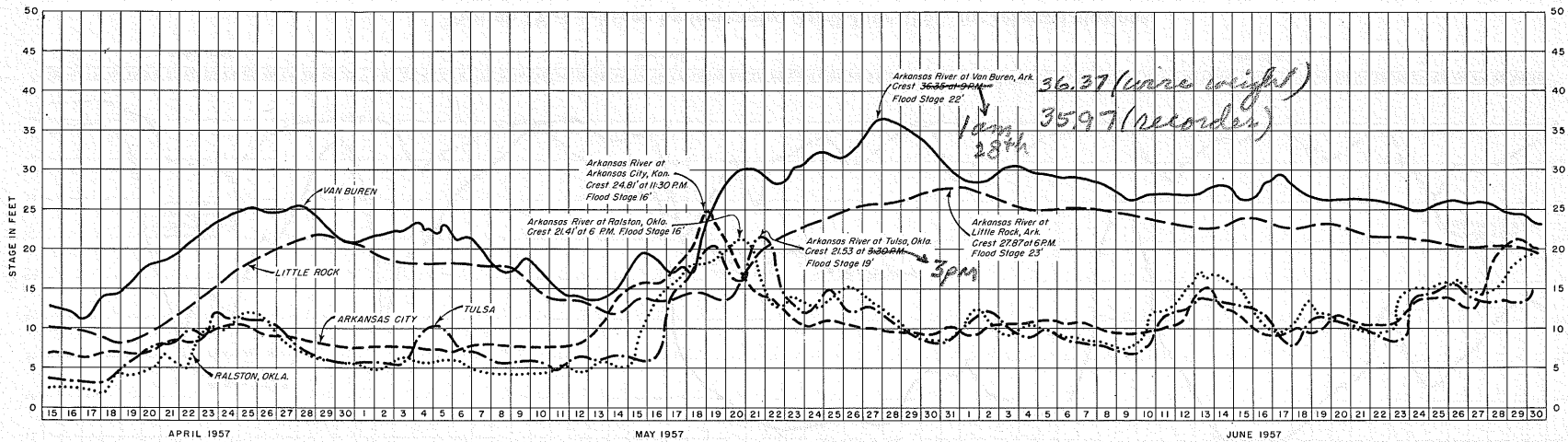


FIGURE IV-4.—Stage hydrographs, April-June 1957. (Continued.)

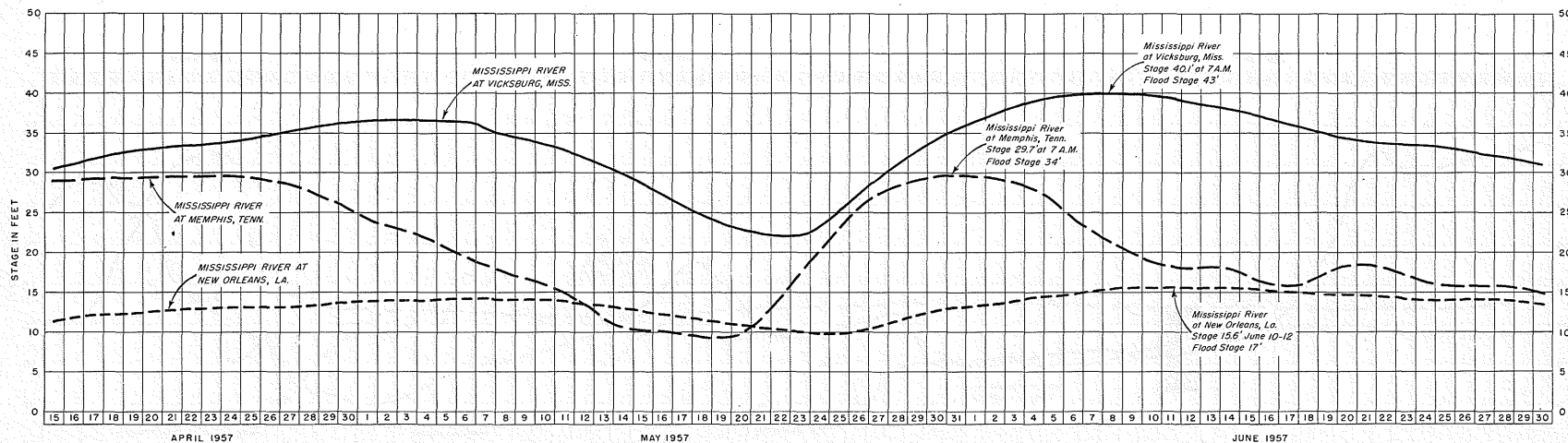
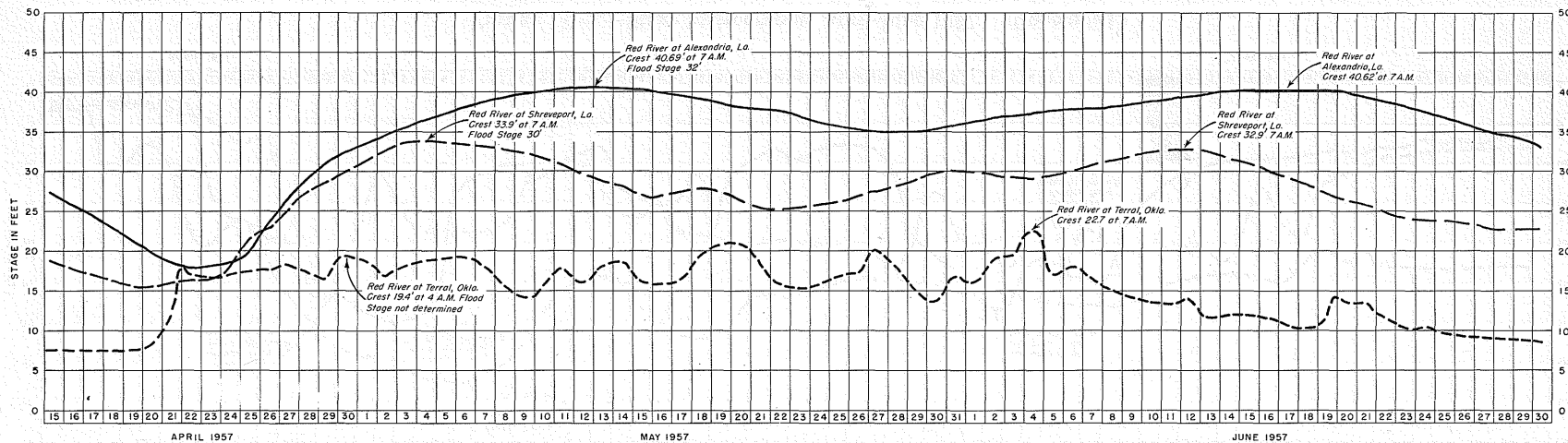


FIGURE IV-4.—Stage hydrographs, April-June 1957. (Continued.)

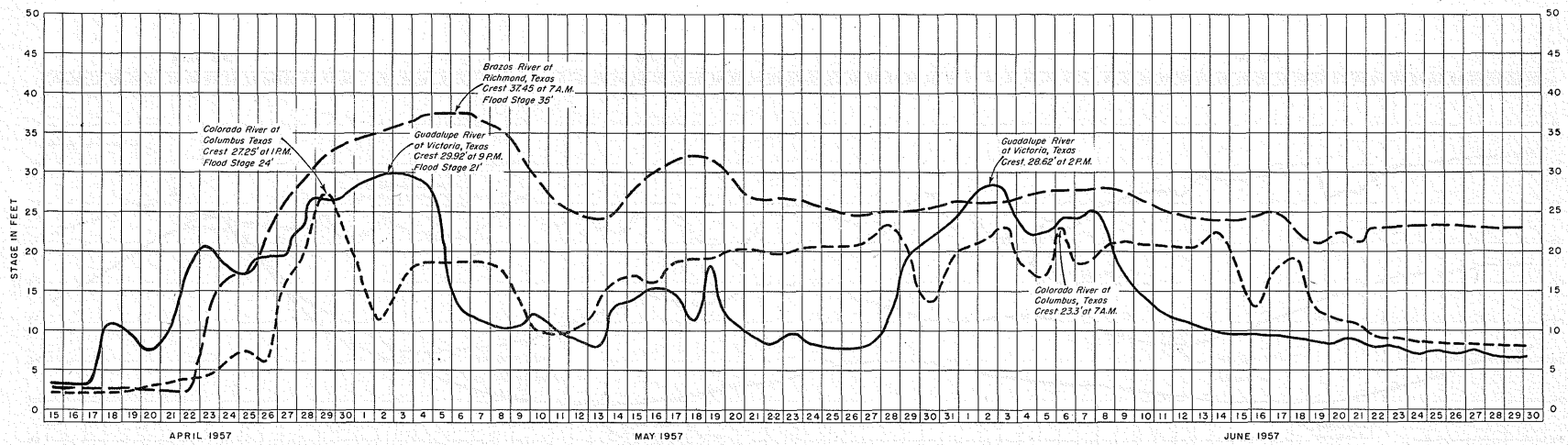
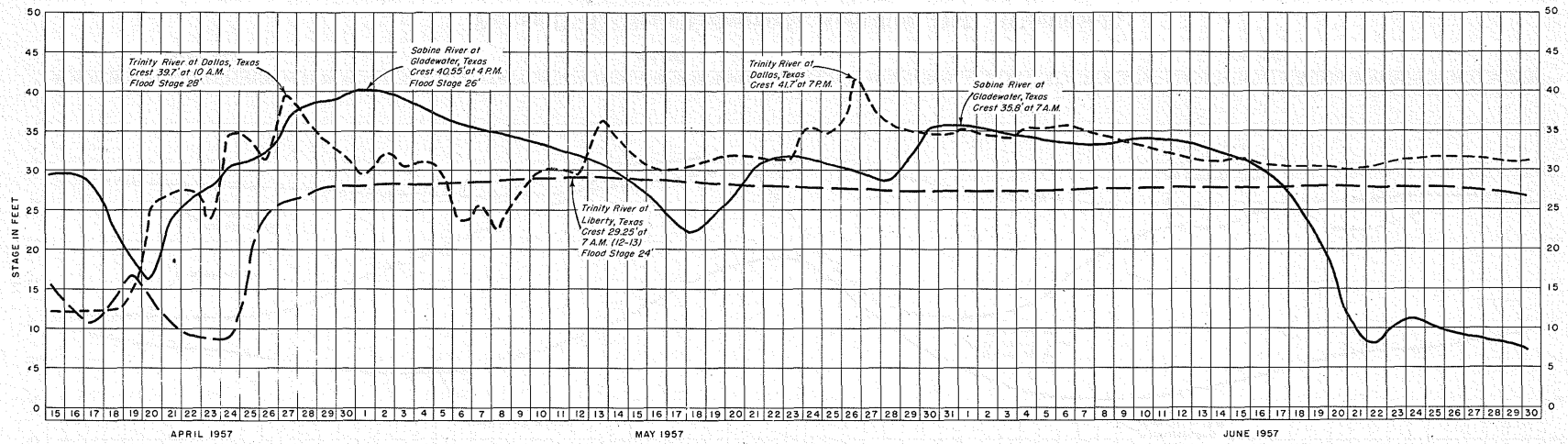


FIGURE IV-4.—Stage hydrographs, April-June 1957. (Concluded.)

flood crests, the persistent rainfall and the resultant sustained high flows in the streams during May and June produced harmful secondary effects, such as preventing the affected farmers from planting recovery-type crops to recoup initial flood losses. The sustained high flows permeated stream beds and banks and weakened or undermined sandy bridge foundations and abutments, so that subsequent flood crests produced disastrous results. As a result of the May 1957 record flood in the Cimarron River basin, nearly every railroad and highway bridge crossing of the Cimarron River in Oklahoma was severely damaged and thus made either permanently or temporarily unusable. Similar but more restricted damages occurred elsewhere in Oklahoma.

In addition to the record flooding along the Cimarron and its left bank tributaries, many other drainage areas experienced flood magnitudes approaching or exceeding the maxima of record. These areas were: portions of the Ninnescah River in Oklahoma and Kansas, sections of the Kansas reach of the Arkansas, the lower reaches of the Verdigris River in Oklahoma, the upper branches of the Salt Fork of the Red River, and scattered localities between these areas. Many small tributaries produced major flood damages along their reaches and damaging flash floods occurred in the cities of Tulsa, Okmulgee, Lindsay, Waurika, Stillwater, and Dover, Okla., as well as in a dozen or more smaller communities. For the first time the local and regional Civil Defense field activities and organizations for flood protection purposes were effectively put to the test. (See Plate IV-1.)

From May 16 to 19, major overflows occurred in south-central Kansas along the Arkansas River between Arkansas City and Oxford and along the lower Ninnescah River. Concomitantly, major agricultural flooding occurred along the Arkansas between Oxford and Wichita, in the Walnut basin below Augusta, and on the Little Arkansas River from Sedgwick to Wichita. The fourth highest stage of record, 24.5 feet, occurred at Sedgwick on May 17 affecting nearly 100 homes in that area. At Arkansas City, Kans., the crest of 25.6 feet on May 16, exceeded the previous maximum flood of record.

In Oklahoma the Chikaskia River at Blackwell crested on May 18 about 1.5 feet below its record flood of June 1923. The near-record cresting resulted in some residential and industrial damage in the town of Blackwell. At Tonkawa, Okla., the Salt Fork of the Arkansas produced only agri-

cultural damage when it crested approximately 4 feet above flood stage. However, the lower reaches of these two streams were out of their banks for long periods and caused extensive crop damages. During the same period the entire reach of the Cimarron River in Oklahoma established record flood heights. At Waynoka, Okla., the May 16 crest of 15.1 feet was 0.6 foot higher than the previous record established in May 1935. The flood crest at Guthrie, Okla., on May 17 was 18.6 feet, or about 2 feet higher than the previous record established in May 1935. The crest at Perkins, Okla., of 19.5 feet on May 17 was nearly 3 feet above the previous maximum height recorded in October 1926. Mannford, Okla., reported a crest of 28.85 feet on May 18. This height was nearly 11 feet above flood stage and 3.5 feet higher than the previous record stage.

Flood losses in the Cimarron Basin have been estimated to exceed \$6 million, affecting nearly 200,000 acres, much of which was supporting an unusually fine wheat crop. The town of Coyle, Okla., on the Cimarron, had water nearly 4 feet deep in some of its business buildings. Dover, Okla., on Turkey Creek, was completely inundated to depths of 5 to 8 feet for several days. (Plate IV-1B.) The Turkey Creek basin losses were estimated at nearly \$1.5 million. Stillwater, Okla., on the creek by the same name, had several homes and one large school damaged; estimated loss \$800,000. The failure of a small dam on Boomer Creek intensified the peak flooding at Stillwater. At Enid, Okla., water from Boggy Creek caused extensive residential, commercial, and industrial damages; total estimated to exceed \$1 million. (Plate IV-1A.)

The Verdigris Basin in Kansas experienced only one major rise during May; however, that portion of the basin lying in Oklahoma was in flood on three separate occasions during May and June. At Bartlesville, Okla., the Caney tributary rose above flood stage on six occasions during May and June, producing agricultural losses and some residential flooding. Several hundred residents of the village of Skiatook located on Bird Creek, north of Tulsa, Okla., were forced to evacuate their homes on three occasions. Bird Creek north of Tulsa broke through a city levee and flooded a large portion of the city zoo, causing evacuation precautions there and the drowning of several head of water buffalo. As a result of these tributary contributions and concurrent rainfall much of the tributary and adjacent Verdigris bottom

lands in the vicinity of Claremore, Okla., remained under water for extended periods. For example, at Inola, Okla., the Verdigris was above flood stage from May 18 to June 7 and from June 12 to 22. The highest crest stage at Inola during the period was 52.75 feet on June 16, which was 2.1 feet below the record stage of May 1943. Moderate to major agriculture flooding occurred in these bottom lands during the period with nearly all private levees in the reach being overtopped. Crop and property damage in this area was estimated to be over \$3 million.

1943  
The Arkansas River caused major flooding along its reach between Tulsa, Okla. and Van Buren, Ark. The first Tulsa crest of 20.35 feet on May 10 was less than 2 feet below the stage at which urban flooding begins. The second crest on May 21 was 21.5 feet or 1.1 feet higher (Plate IV-2A); however due to prior protective measures and accurate forecasting, appreciably less public concern accompanied the second rise. Thirty-four years had elapsed since the Arkansas River at Tulsa had risen to a stage as high as 21 feet and the absence of historical or reliable flood reference data in the residential flood plain created unwarranted concern as to possible effects of the flood. Prior to arrival of both crests the Brookside residential area was partially evacuated and sandbagging of low places along the unprotected reach of Riverside Drive was performed by public-spirited volunteers under the direction and assistance of the City-County Civil Defense and city organizations. No overflow flooding of this residential area occurred; however, water backing through storm sewers affected about fifteen homes. A low levee on the opposite right bank was overtopped with no serious results, although the city's south-side disposal plant was threatened and its access road was severely damaged. Tulsa City damages have been estimated as near \$500,000 but several times this amount was expended in the County for damages and in flood fighting efforts and materials. During the period of high water in the Arkansas, a flash flood occurred in the Joe Creek tributary within the city limits of Tulsa; its overflow threatened a number of valuable residences in a newly developed area.

Downstream from Tulsa, the town of Jenks was well protected by its Arkansas River levee system. However, the village of Bixby was evacuated in advance of both Tulsa crests. Nearly \$500,000 damage was estimated to have

occurred at Bixby alone (Plate IV-2B). In the vicinity of Muskogee, Okla., considerable overflow occurred at the confluence of the Arkansas, Verdigris, and Grand (Neosho) Rivers (Plate IV-3A); however, the City of Muskogee was never threatened. Downstream from Muskogee the village of Webbers Falls sustained a small amount of residential damage and considerable agricultural losses due to persistent overflows. Moffett, Okla. across the Arkansas River from Fort Smith, Ark., was completely evacuated from May 25 to May 31. The town area was inundated by nearly 5 feet of water, with residential and commercial losses estimated at about \$150,000. Neither Fort Smith nor Van Buren, Ark., urban areas were affected, due to their levee systems. The Arkansas River from Muskogee to Van Buren, Ark., was above flood stage from mid-May throughout the month of June and into the first week of July. Agriculture losses in Oklahoma along the Arkansas below Tulsa were very heavy. These losses, together with damages to railroads, and to highway and bridge crossings over the Arkansas have been estimated at nearly \$8 million.

Numerous other minor tributaries to the Arkansas River in Oklahoma experienced one or more major rise during the spring flood period. The damages from these rises were principally confined to crops, farm fences, pipelines, secondary highways, and bridges. Only localized flooding occurred in the North and South Canadian River basins and losses were confined primarily to agriculture and highways. The following towns in the Canadian's basins sustained minor damages to farm or residential property: Purcell, Lexington, Okmulgee, Seminole, and Shawnee.

Severe damages occurred in the Red River Basin of Oklahoma-Texas during the spring floods. In the Washita Basin nearly 80,000 acres of agricultural land and several hundred acres of urban property located in the towns of Lindsay, Alex, and Pauls Valley were inundated. Basin losses were estimated at nearly \$2 million (Plate IV-4). Within the Red River Basin above Denison Reservoir, major flood damages occurred at numerous points. Nearly 200,000 acres of land were inundated.

Below Denison Reservoir to Fulton, Ark., no unusually high stages occurred on the Red River, although abnormally sustained high flows persisted for unusually long periods during late May



through mid-June on the main stem, and along the lower reaches of the Little River. The reaches of the Little exceeded flood stage on 3 occasions during May and on 2 during June. The Red River at Fulton was above flood stage from April 28 to May 10 and from May 27 to June 14. It was during the latter part of the flood period that Lake Texoma was no longer able to contain the tremendous volume of inflow and eventually spilled uncontrolled. In the entire area of this reach of the Red River, a total of over 400,000 acres of agricultural land was flooded with an estimated loss of about \$2.5 million.

The flooding on the lower Red River in Louisiana extended over a long period but was considerably below the maximum flood of record (Plate IV-5). The highest crest reached at Alexandria was 40.7 feet on May 13, which was 4.5 feet below the maximum flood of record, that of April 17, 1945.

The primary flooding in the Sabine River was in the upper and middle reaches. Gladewater, Tex., recorded its maximum stage of 40.35 feet on May 1, the third highest of record and 4 feet below the flood of April 2, 1945.

The Trinity River flooded throughout its entire length. It began at Trinidad, Tex., on April 21, and flooding continued at that station until July 9, the longest period of record that this stream has remained in flood. At least six distinct flood crests occurred at Dallas, the highest of which was 41.7 feet on May 26, the fifth highest of record. Excessive flooding occurred on several occasions in the West Fork of the Trinity and other small streams at and above Fort Worth causing extensive damage in unprotected areas. In the lower Trinity a near-record stage of 29.25 feet was reached at Liberty, Tex., on May 12. The record stage is 29.4 feet and occurred May 12, 1942. (See Plates IV-6 and IV-7.)

Although flooding in the main Brazos River did not approach any new records, considerable damage resulted. The Brazos watershed averaged about 7 inches of rain in May and over 15 inches from April 16 to May 31. It is significant that in the Little River basin during April and May amounts ranged from 12 inches at Cameron to more than 20 inches at the headwaters of the Lampasas River. All of this section is uncontrolled since it drains below Belton Dam on the Leon and below Whitney Dam on the main channel of the Brazos. From 10 to 20 inches of

rain also fell over the Navasota basin with the heavier amounts upstream. The Navasota River is also uncontrolled, and empties into the Brazos near Washington, Tex. From Possum Kingdom Reservoir to Waco, rainfall amounts ranged from 17 to 26 inches, but regulation was provided at Whitney Dam, Belton Dam, and Lake Waco. Between the Cap Rock and Possum Kingdom Reservoir, totals ranged from 9 to 23 inches with heaviest amounts on the Clear Fork of the Brazos near Roscoe.

During May heavy rainfall occurred in an area between Seymour and Waco on the Brazos watershed. On May 12, over 8 inches of rain fell in less than 6 hours near Lampasas, Tex., producing a disastrous flash flood in Sulphur Creek, which left about 300 persons homeless in Lampasas (see Part II, Case II for synoptic conditions). The business district and 50 blocks of the residential area were struck by a 10-foot wall of water. The Brazos River at Waco, Tex., was only about 4.5 feet above flood stage on April 20, 1957. On the Brazos at Richmond, Tex., the highest crest, reached on May 6, was the fourth highest flood of record.

For the first time since the establishment of the control dams above Austin, Tex., heavy rains in April over the Colorado River basin below Mansfield Dam produced flood stages at Columbus and Wharton, Tex. The combination of heavy rains above as well as below Mansfield Dam prevented water release from Lake Travis until the flood waters below Austin reached the Gulf. As a result, storage in Lake Travis reached the highest level since the dam was built. Due to the extensive river control through the Lower Colorado River Authority System, flooding in the lower reaches was kept to moderate levels.

In the upper Colorado basin excessive rains produced damaging flooding along South Concho River during the night of May 8 at Christoval and San Angelo, Tex.

On the Guadalupe River at Victoria, Tex., the second highest flood of record occurred on May 2, when the river reached a stage of 29.9 feet, 1.3 feet below the maximum record flood of July 3, 1936.

The flooding on the Nueces River was considerably below the maximum flood of record at Three Rivers, Tex., 46.0 feet on September 18, 1919. The highest stage in 1957 was 39.2 feet on May 3.

The only flooding on the Rio Grande occurred between Del Rio and Eagle Pass, Tex. At Eagle Pass the river reached a stage of 20.7 feet on May 29, which is 4.7 feet above flood stage. Its maximum flood of record is that of June 29, 1954, 53.6 feet.

## 5. FLOOD-PRODUCING RAINFALL

The South-Central States had experienced drought conditions for 5 years or more in many areas. The year 1956 was a particularly dry one. Large sections of Texas and portions of Oklahoma and Kansas received less than 50 percent of the annual normal rainfall during that year (see fig. IV-2). The normal annual amounts of precipitation (fig. IV-6) range from less than 20 to about 40 inches in these areas. During the three months, April-June 1957 (figs. IV-7 and 8) a number of areas received precipitation approaching or exceeding the normal annual totals.

In January 1957, precipitation deficiencies continued except in Arkansas. February and March showed a return to normal or above over most of the area. April opened with moderate to heavy rains during the first week in parts of eastern Texas, and particularly over the Arkansas, White, and St. Francis River basins (fig. IV-5).

These rains produced little or no runoff except in the above-mentioned basins. The long period of rainfall deficiency had brought about a gradual decline of streamflow, with the flow of many streams being the lowest in recorded history, and most of the major reservoirs were at all-time low stages.

Beginning April 18, tornadoes, severe thunderstorms, and intense rains occurred over one section or another almost continuously until early in June. In many areas virtually empty reservoirs caught and held the later April runoff. Nevertheless, many streams reached flood stage and a number of damaging flash floods occurred in April. The continuing rains of May and June caused high runoff which filled most reservoirs and produced floods which, for this region, were comparable in magnitude, duration, and areal extent to the greatest in recorded history. Numerous flash floods occurred in May and early June and a number of the larger streams continued at flood stage through most of June. It is interesting to note that Lake Texoma, which was at a record low stage in March, reached a record high stage on June 6, 1957.

This was also the first time that water was spilled since the reservoir was put into service in 1942.

The flood-producing rains were characterized not only by the magnitude of abnormal rains which produced widespread major flooding but were unique in the frequent recurrence of bursts of intense rain over much of the area. The intense rainfalls were repeatedly triggered by stationary frontal systems and squall lines in unending repetition, occurring predominantly from late afternoon to early morning hours.

Figures IV-9 and 10 show some of the characteristic bursts of rainfall which not only added considerable volume to flood flows in the larger rivers but also resulted in numerous disastrous flash floods in local areas. The excessive rains of May 12-13, represented by the curve for the official raingage at Lampasas, Tex. (fig. IV-10), produced a major flood disaster at that place. While this gage recorded a total of 6.15 inches in less than 6 hours, unofficial measurements indicate rainfall totals up to 12 inches 5 miles west of the town.

The storm of May 15-16 (fig. IV-10), with more than 10 inches of rain recorded at Ames, Okla., in less than 18 hours, produced the maximum flood of record along the entire Cimarron River reach and its tributaries in Oklahoma. The greatest official rainfall total recorded for this storm was 13.07 inches at Hennessey, Okla., but unofficial amounts up to 20 inches were determined through surveys following the storm (fig. IV-11). Rainfall-depth-area figures for this storm are:

|                             |                    |
|-----------------------------|--------------------|
| 5 inches or more for .....  | 2,460 square miles |
| 10 inches or more for ..... | 778 square miles   |
| 15 inches or more for ..... | 128 square miles   |
| 20 inches or more for ..... | 8 square miles     |

### RAINFALL BY STATES<sup>1</sup>

#### ARKANSAS

The largest amount of rainfall in the State of Arkansas reported for April 1957 was 19.07 inches at Sparkman 4E, which is in the Ouachita River basin. At this station rain was reported on 15 days during April. In May the rainfall was 200 percent of normal over most of Arkansas, with flood-producing rains occurring on the 11th to 13th, and 21st to 24th. The maximum rainfall

<sup>1</sup> Data tabulated in Part V.

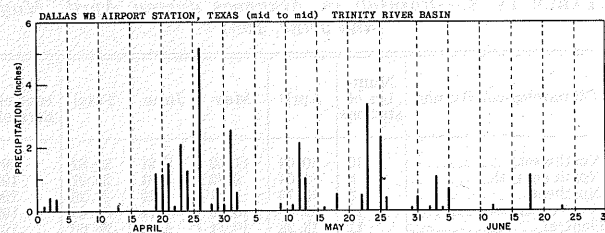
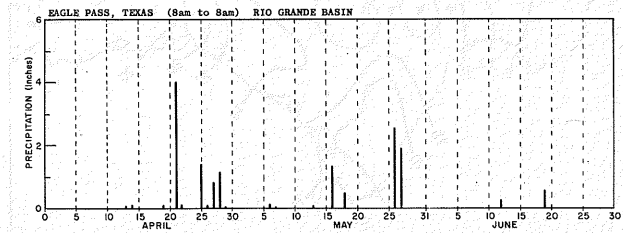
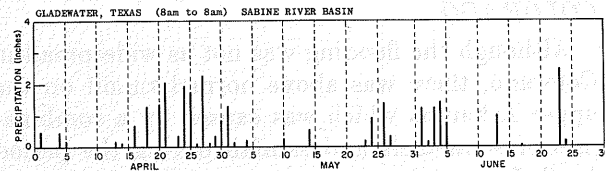
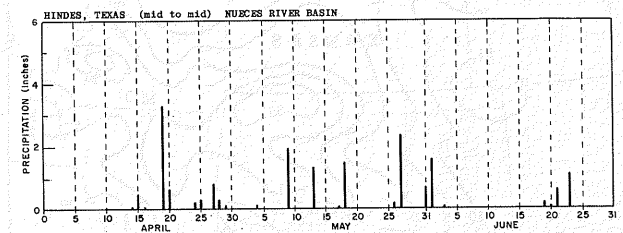
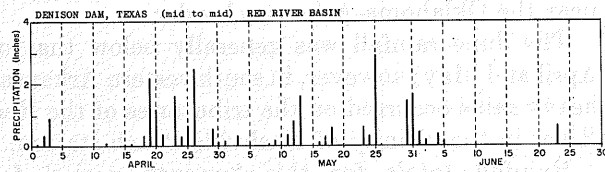
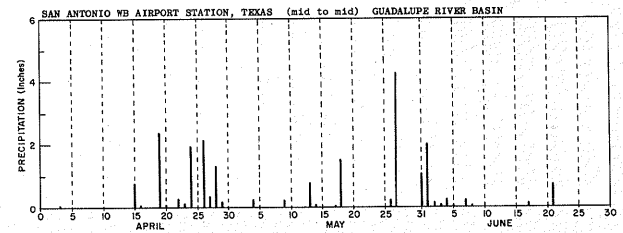
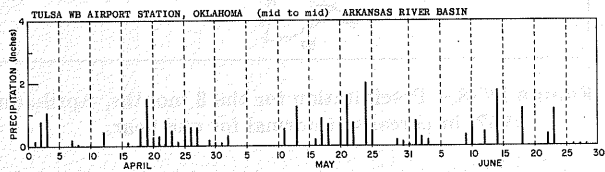
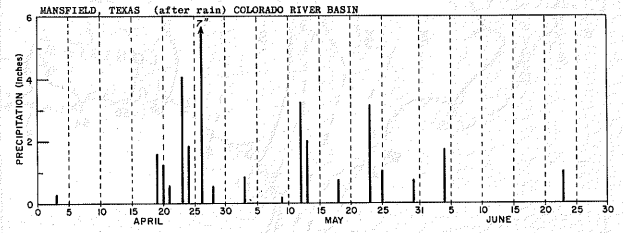
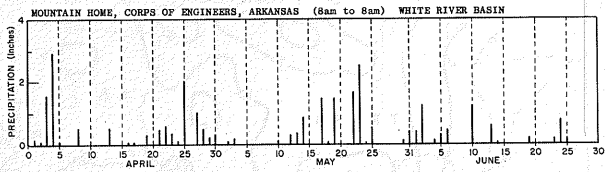
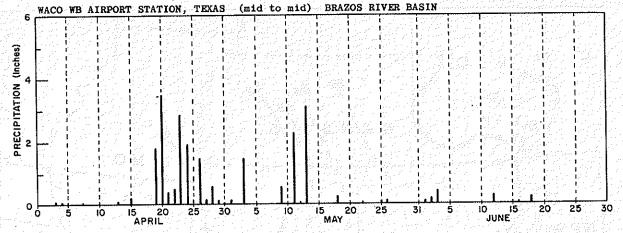
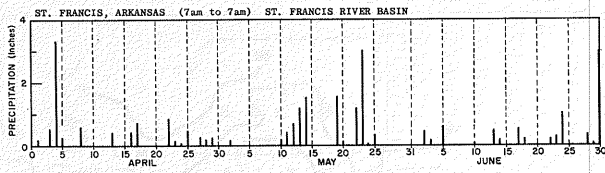


FIGURE IV-5.—Daily precipitation (inches), April-June 1957, for representative stations.

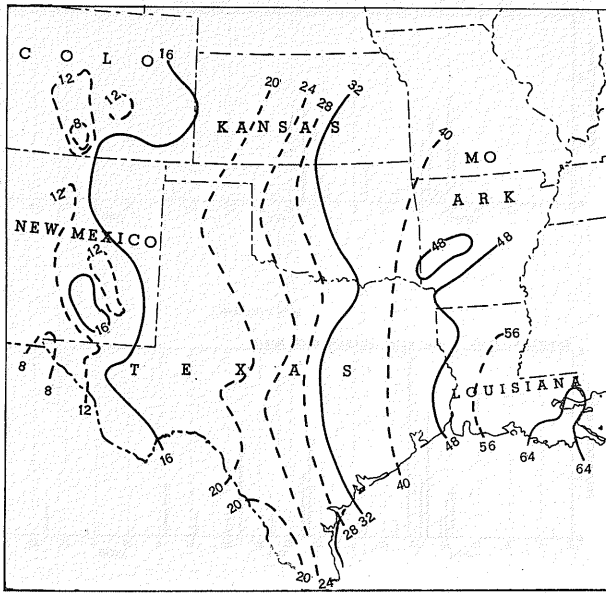


FIGURE IV-6.—Normal annual precipitation (inches).

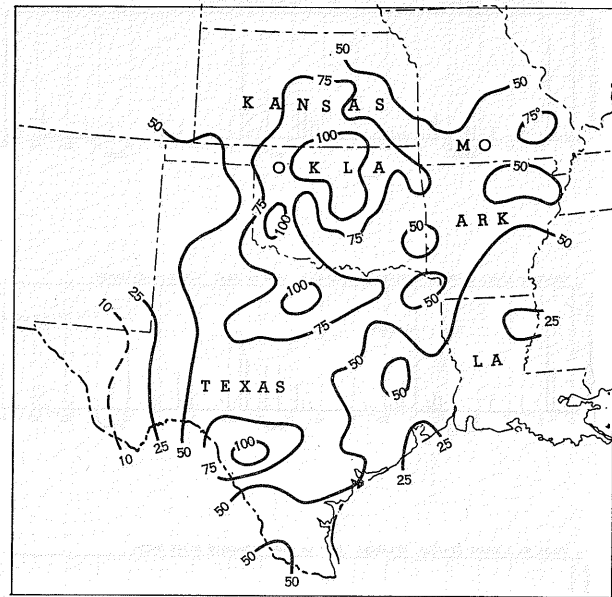


FIGURE IV-8.—Precipitation for the 3 months, April-June 1957, in percent of normal for one year.

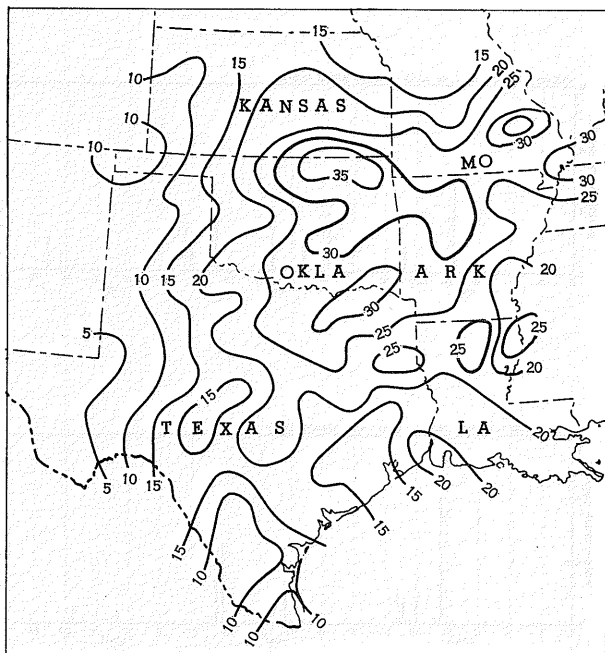


FIGURE IV-7.—Total precipitation (inches) for the 3 months, April-June 1957.

observed for May was 15.45 inches at the Fort Smith Filter Plant, which is in western Arkansas near the Oklahoma-Arkansas border.

The June rainfall was generally below that of April and May; however, in southwestern Arkansas heavy rains occurred on the tributaries of the Red River in the vicinity of Nashville Peach station.

Rainfall totals for this 3-month period for Arkansas are presented in table IV-3 for the nine climatological divisions of the State.

#### COLORADO

Although the flooding was not as widespread in Colorado, there was above normal runoff on the upper Arkansas which was caused by a combination of snow-melt and rainfall during the period April-June.

TABLE IV-3.—Rainfall in Arkansas during April, May, and June, 1957

| Climatological division | Number of stations | April | May   | June | Total | Per cent of normal |
|-------------------------|--------------------|-------|-------|------|-------|--------------------|
| Northwest.....          | 10                 | 10.09 | 11.52 | 8.21 | 29.82 | 191                |
| North central.....      | 6                  | 11.04 | 9.72  | 5.21 | 25.97 | 193                |
| Northeast.....          | 13                 | 10.76 | 9.31  | 4.19 | 24.26 | 196                |
| West central.....       | 17                 | 12.80 | 10.55 | 6.14 | 29.49 | 192                |
| Central.....            | 11                 | 13.28 | 10.54 | 4.78 | 28.60 | 195                |
| East central.....       | 9                  | 10.88 | 6.85  | 4.70 | 22.33 | 181                |
| Southwest.....          | 8                  | 12.65 | 9.23  | 7.82 | 29.70 | 201                |
| South central.....      | 7                  | 12.50 | 5.74  | 5.73 | 23.97 | 181                |
| Southeast.....          | 7                  | 8.62  | 5.38  | 5.79 | 19.79 | 156                |

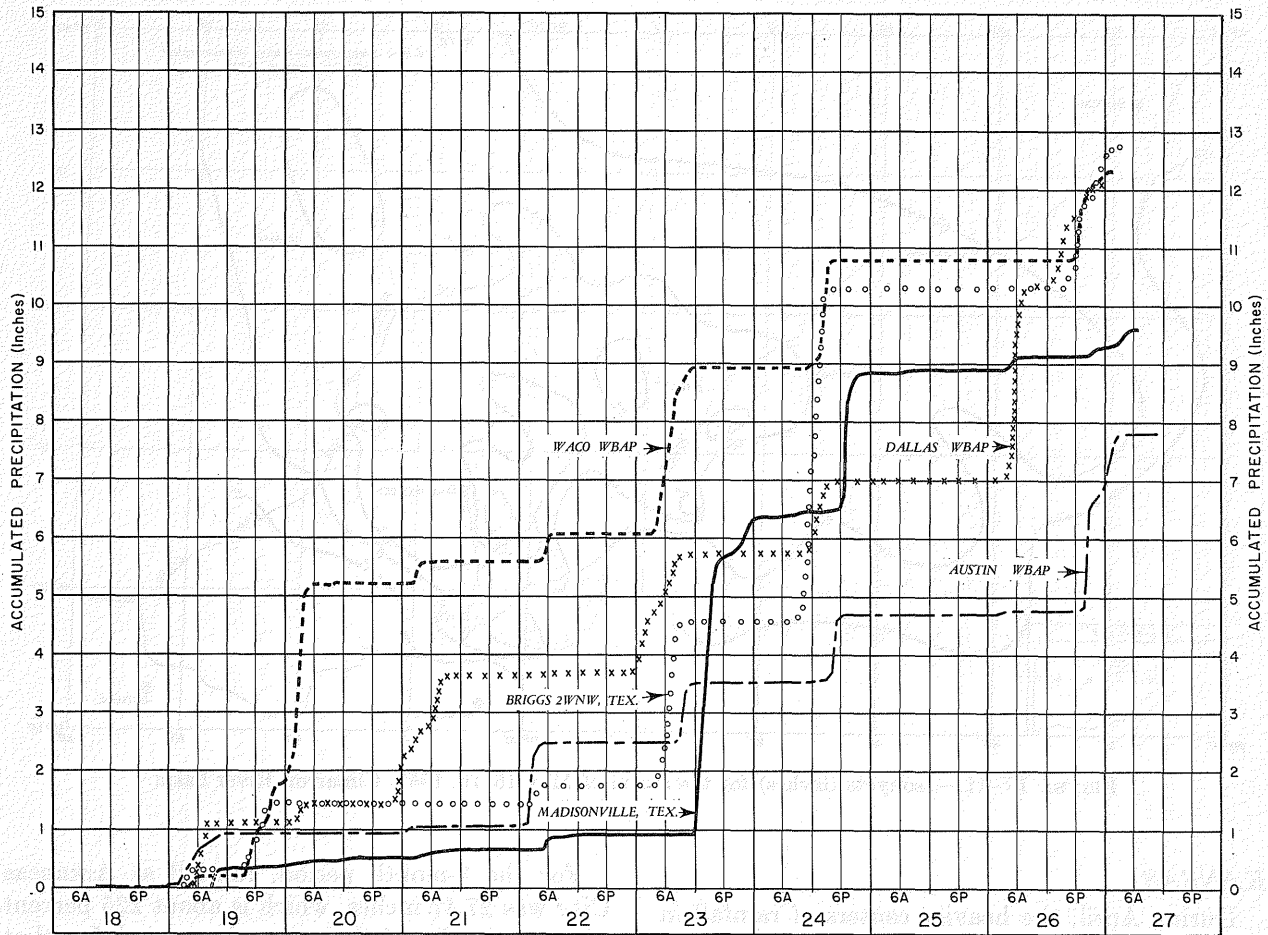


FIGURE IV-9.—Mass rainfall curves, April 18-27, 1957.

During April the precipitation ranged from 2 inches to over 8 inches. The greatest amount reported was 8.56 inches at Wetmore 2S.

During May the heavier rainfall was centered around Holly and Wetmore. Both of these stations reported over 5 inches.

In June the rainfall was somewhat below normal; however, snowmelt during this period was sufficient to cause some flooding above Pueblo, Colo.

For the 3-month total see table IV-4.

TABLE IV-4.—Rainfall in Colorado, Arkansas Basin Division, April-June 1957

| Number of stations | Month      | Average precipitation | Percent of normal |
|--------------------|------------|-----------------------|-------------------|
| 31.....            | April..... | 3.98                  | 249               |
| 31.....            | May.....   | 3.97                  | 176               |
| 31.....            | June.....  | 1.88                  | 120               |

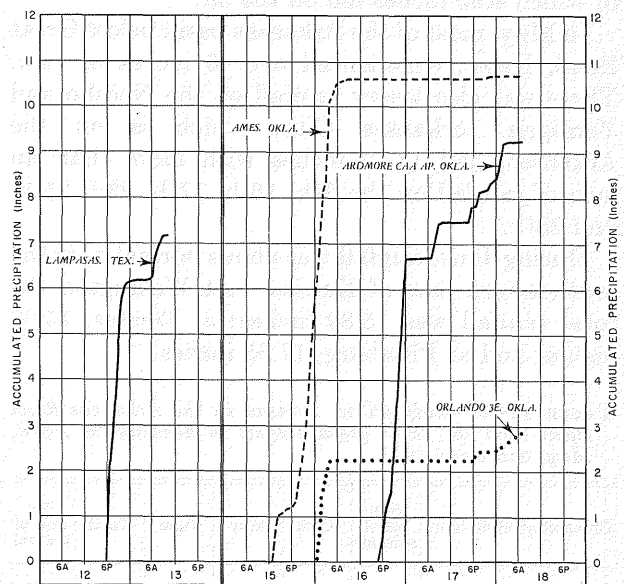


FIGURE IV-10.—Mass rainfall curves, May 12-18, 1957.



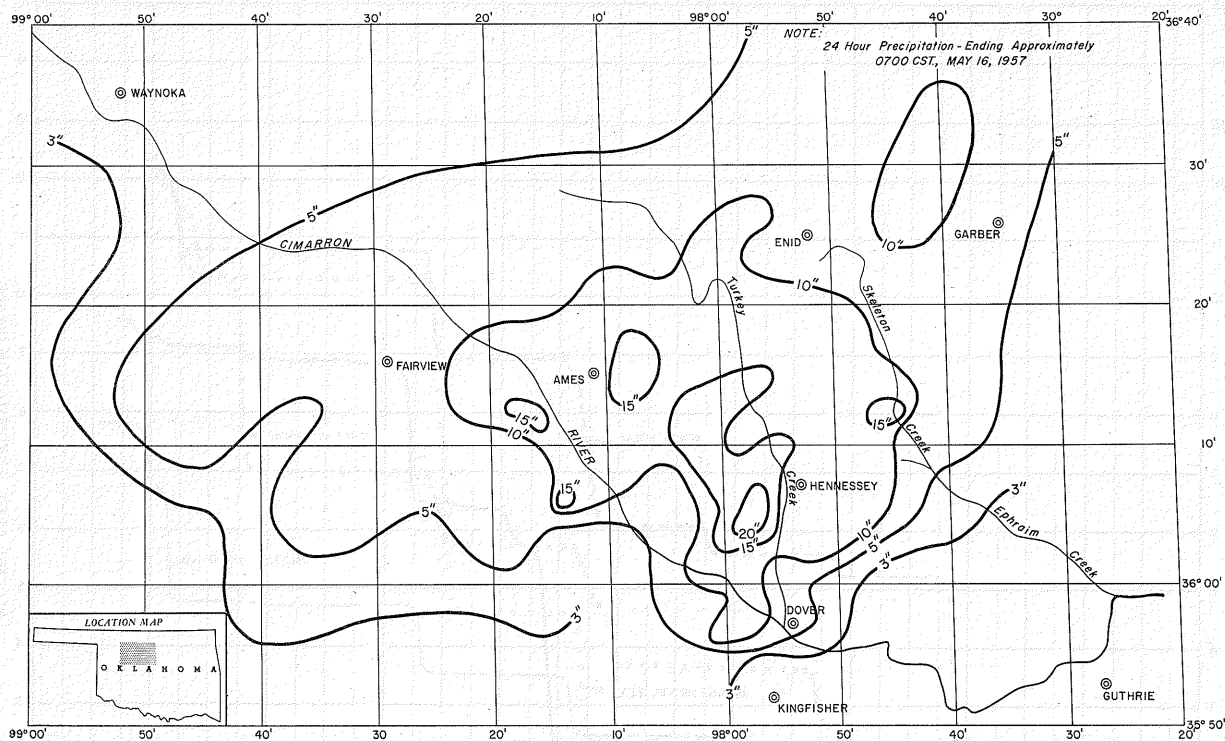


FIGURE IV-11.—Isohyets (inches) for the storm of May 15-16, 1957, Cimarron River basin.

### KANSAS

During April, the heavier centers of rainfall in Kansas were in the southeastern area on the Walnut, which is a tributary of the Arkansas. Winfield, Kans., on the Walnut had 10.43 inches, of which 4.85 inches fell on the 3d.

In May, most of the Arkansas basin below Great Bend, Kans., experienced over 6 inches of rain. There was also heavy rainfall on the Neosho and Verdigris. Arkansas City, which is on the Arkansas, had 13.50 inches with more than an inch of rainfall on the 9th, 16th, 17th, 23d, 25th, and 28th.

During June, rainfall was above normal over the southeastern part of Kansas. At Wellington the total rainfall was 15.89 inches; at Dexter, 15.07 inches; and at Pittsburg, 17.35 inches.

TABLE IV-5.—Rainfall in Kansas in the Arkansas River Basin and the other areas subject to flooding in April, May, and June 1957

| Climatological division | Number of stations | April | May  | June | Total | Per- cent of normal |
|-------------------------|--------------------|-------|------|------|-------|---------------------|
| Southwest.....          | 14                 | 1.85  | 4.81 | 4.16 | 10.82 | 150                 |
| South central.....      | 14                 | 3.74  | 8.19 | 8.85 | 20.78 | 200                 |
| Southeast.....          | 18                 | 5.06  | 9.60 | 9.71 | 24.37 | 172                 |

For the 3-month period, rainfall at Arkansas City was 27.47 inches, which is about 225 percent of normal. Rainfall during the period for that part of Kansas in the Arkansas basin and in the other areas subject to flooding is given in table IV-5.

### LOUISIANA

Rainfall during April exceeded 6 inches over most of the Red and Ouachita River basins in Louisiana. Plain Dealing, which is in northwestern Louisiana, had 15.00 inches, of which 7.96 inches fell on the 27th and 28th.

During May the rainfall was quite variable, ranging from 1.29 inches at Gorum Fire Tower, which is in Natchitoches Parish, Red River basin, to 9.99 inches at Minden in the Ouachita basin.

In June there was a period of heavy rainfall

TABLE IV-6.—Rainfall in northern Louisiana in April, May, June 1957

| Climatological division | Number of stations | April | May  | June | Total | Per- cent of normal |
|-------------------------|--------------------|-------|------|------|-------|---------------------|
| Northwest.....          | 7                  | 10.81 | 6.89 | 6.31 | 24.01 | 181                 |
| North central.....      | 10                 | 8.78  | 6.33 | 7.79 | 22.90 | 161                 |
| Northeast.....          | 6                  | 4.82  | 4.54 | 7.33 | 16.69 | 137                 |

TABLE IV-7.—Rainfall in April, May, and June 1957 in that part of Missouri subjected to flooding

| Climatological division | Number of stations | April | May   | June | Total | Per- cent of normal |
|-------------------------|--------------------|-------|-------|------|-------|---------------------|
| West Ozarks.....        | 18                 | 7.50  | 10.51 | 7.40 | 25.41 | 162                 |
| East Ozarks.....        | 20                 | 11.05 | 10.07 | 6.95 | 28.07 | 195                 |
| Boot-heel.....          | 10                 | 8.70  | 11.86 | 7.99 | 28.55 | 209                 |

from about June 1 to 6, and also heavy rains the latter part of the month on the 27th and 28th, associated with hurricane Audrey as it moved inland over the Red River Basin.

The rainfall for the 3-month period is given in table IV-6.

### MISSOURI

The April rainfall in Missouri ranged from about 6 inches in the southwestern division to 15.56 inches at Elijah, which is in Ozark County, White River basin, in south-central Missouri near the Arkansas-Missouri line.

During May, rainfall in excess of 9 inches was reported over most of the White River Basin. In the Neosho basin, Granby, in Newton County, had 15.21 inches.

During June rainfall was rather variable, ranging from 3.00 inches at Koshkonong, south-central Missouri, to over 9 inches at Cassville, which is in southwestern Missouri.

During the 3-month period, April-June, at Wappapello Dam on the St. Francis River, 27.07 inches of rainfall were recorded, which is about 200 percent of normal. Rainfall for the period for that part of Missouri subject to flooding is given in table IV-7.

### OKLAHOMA

During April the rainfall in Oklahoma exceeded 12 inches at several stations in the middle Red River Basin and on the Arkansas in the vicinity of Webbers Falls in eastern Oklahoma. The greatest 24-hour amount in April was 4.25 inches, which was reported at Tenkiller Ferry on the 3d.

During May, the rainfall which produced flooding on the Cimarron, Grand, and Washita Rivers was generally heavy during the period 15th-16th. Unofficial amounts (fig. IV-11) of as much as 20 inches were reported in the vicinity of Dover-Hennessey, Okla. (6-hour totals may be observed in Part II, figures II-29 to II-31). On the Washita, the greatest monthly total reported was

TABLE IV-8.—Rainfall in Oklahoma during April, May, and June 1957 in the area of the floods

| Climatological division | Number of stations | April | May   | June  | Total | Per- cent of normal |
|-------------------------|--------------------|-------|-------|-------|-------|---------------------|
| North central.....      | 18                 | 5.81  | 11.70 | 9.83  | 27.34 | 254                 |
| Northeast.....          | 18                 | 8.82  | 12.70 | 10.53 | 32.05 | 218                 |
| West central.....       | 14                 | 6.45  | 9.00  | 4.66  | 20.11 | 190                 |
| Central.....            | 23                 | 7.88  | 12.17 | 8.95  | 29.00 | 224                 |
| East central.....       | 11                 | 11.82 | 11.29 | 8.13  | 31.24 | 206                 |
| Southwest.....          | 14                 | 7.18  | 10.22 | 4.39  | 21.79 | 197                 |
| South central.....      | 15                 | 10.78 | 11.92 | 5.71  | 28.41 | 203                 |
| Southeast.....          | 8                  | 12.79 | 9.82  | 6.78  | 29.39 | 195                 |

18.99 at Lindsay; and on the Neosho, 17.61 inches at Grand River Dam in northeastern Oklahoma.

During June most of the Arkansas Basin received over 6 inches of rainfall with the greatest amount, 16.56 inches, at Nowata.

Rainfall for the 3-month period in the area of Oklahoma subject to flooding is given in table IV-8.

### TEXAS

During April, flood-producing rains fell over most of Texas east of the 100th meridian, beginning about the 18th, with the greatest 24-hour amounts occurring on the 26th. Jacksboro, which is in the upper Trinity Basin, had 9.60 inches. The greatest rainfall total for the month occurred at Glenfawn, 20.48 inches.

During May, the rainfall continued above normal over a large part of Texas with heavy amounts reported in the middle and upper Brazos, middle Red, upper Trinity, upper Sabine, and middle Colorado Rivers.

During June, the rainfall was more variable; however, several areas, especially in the upper Red Basin, received flood-producing rains. Hurricane Audrey also produced heavy rain over the lower reaches of the Sabine and the Neches.

Rainfall totals for the 3-month period for the area of Texas subject to flooding are given in table IV-9.

TABLE IV-9.—Rainfall totals for April, May, and June 1957 in the area of Texas subjected to flooding

| Climatological division | Number of stations | April | May   | June | Total | Per- cent of normal |
|-------------------------|--------------------|-------|-------|------|-------|---------------------|
| Low rolling plains..... | 23                 | 6.54  | 8.52  | 3.83 | 18.89 | 177                 |
| North central.....      | 53                 | 11.87 | 10.45 | 3.05 | 25.37 | 222                 |
| East.....               | 35                 | 11.85 | 4.51  | 5.96 | 22.32 | 187                 |
| Edwards Plateau.....    | 24                 | 7.36  | 7.83  | 1.97 | 17.16 | 222                 |
| South central.....      | 27                 | 7.41  | 5.23  | 3.85 | 16.49 | 166                 |
| Upper coast.....        | 27                 | 7.75  | 3.32  | 6.04 | 17.11 | 149                 |

## 6. FLOOD FORECASTS AND WARNINGS

During the period April-June 1957, many flood forecasts and warnings were issued by the Weather Bureau for all river stations on the St. Francis, White, Arkansas below Great Bend, Kans., the Red, Sabine, Trinity, Brazos, the Colorado at Austin and below, the Guadalupe, Nueces, and the middle Rio Grande. The forecasts and warnings issued during this period were probably more numerous for this area than ever before experienced since formal flood forecasting service was established about 1900.

Flooding on the lower Trinity River in Texas adversely affected all railroads and highways which cross the river between Dallas and its mouth. The high water also required the suspension of oil field operations, farming, and grazing in the area for extended periods. Flood advisories provided by the River District Office (Houston) made it possible to maintain traffic over the major transcontinental highways, as for example, US 90 which crosses the Trinity in the vicinity of Liberty, Tex. In order to keep this road open it was necessary for the Texas Highway Department to construct temporary dikes on both sides of the road for extensive distances through the Trinity bottom.

Effective flood forecasts were issued by the river district offices at Memphis, Little Rock, Tulsa, Wichita, Pueblo, Oklahoma City, Shreveport, New Orleans, Lake Charles, Fort Worth, Houston, Austin, San Antonio, Corpus Christi, and Brownsville. These forecasts of river stages and crests enabled the various Federal and State agencies responsible for flood control operations of the large reservoirs and the maintenance of highway facilities to conduct their activities with a minimum of flood losses. Also, all agricultural interests were able to conduct their farming activities in the lower reaches of all the major streams with a minimum loss of livestock and farm machinery. The part played by radar in these flood warnings is discussed in Part III of this report.

## 7. FLOOD DAMAGES AND FLOOD SCENES

Flood damage during April, May, and June for the entire area has been tentatively estimated at more than \$125 million. At the time of this printing it is not possible to present any detailed or final figures.

It is known that crippling losses were widespread. They include the flooding of oil fields, loss of highway and railroad embankments and bridges, loss of homes and furnishings, and motor vehicles. Farms and ranches suffered untold damages in loss of crops, livestock, farm buildings and improvements. Prolonged rainfall delayed replanting of crops in many areas previously flooded and destroyed young crops in other sections. More than 2 million acres of productive farmland were inundated, many of them for prolonged periods.

To document more vividly the physical extent and force of these floods photographs of flood and damage scenes are presented in Plates IV-1 to IV-7. They are included primarily for those who did not experience these floods but who will have to make the plans and take the preventive measures required by future floods. It is essential that all possible information on past floods be preserved for the use of those civic, State, and Federal officials responsible for flood control works to prevent similar destruction in the future.

## ACKNOWLEDGMENTS

Part IV was prepared under the general direction of William E. Hiatt, Chief, Hydrologic Services Division. Coordination of the project was under the direction of Bennett Swenson, Chief of the River Services Section.

The collection and assembly of field data was under the direct supervision of R. J. MacConnell, South Central Area Hydrologic Engineer, Fort Worth, Tex. Assistance with field work and the collection and tabulation of the basic information relating to precipitation and river stages were furnished by the staffs of River District Offices, River Forecast Centers, and the Weather Records Processing Center at Kansas City. The Meteorologists in Charge of offices participating in the collection and preparation of the information are H. S. Dunham, Austin, Tex.; E. G. Bice, Brownsville, Tex.; R. P. Mozeney, Corpus Christi, Tex.; A. J. Knarr, Fort Worth, Tex.; E. A. Farrell, Jr., Houston, Tex.; P. S. Cook, Lake Charles, La.; W. C. Hickmon, Little Rock, Ark.; A. L. King, Memphis, Tenn.; S. Lichtblau, New Orleans, La.; J. W. Hamilton, Oklahoma City, Okla.; L. J. N. Allison, Pueblo, Colo.; O. E. Edrington, San Antonio, Tex.; B. P. Hughes, Shreveport, La.; P. R. Jones, Tulsa, Okla.; and V. V. Phillips, Wichita, Kans.

Many other staff members of the Weather Bureau, including technical and clerical units of the Hydrologic Services Division, made valuable contributions to this work.

The Corps of Engineers, Department of the Army, and the Geological Survey, Department of

Interior, have materially aided through the contribution or verification of basic information. The hundreds of cooperating weather and river observers performed invaluable service in making available the precipitation and river stage information used in this report.



PLATE 1A.—Boggy Creek at Enid, Okla. (East Main Street), May 16, 1957. (Courtesy—Enid Publishing Co.)





PLATE 1B.—Cimarron River at Dover, Okla., May 16, 1957. Town inundated except for a small area to which the population was evacuated. (Courtesy—*Oklahoma Times*.)






PLATE 2A.—Arkansas River at Tulsa, Okla., near 41st Street, May 21, 1957. Note water over low levee on west side of river near Garden City.



PLATE 2B.—Arkansas River at Bixby, Okla., May 20, 1957.






PLATE 3A.—Confluence of Arkansas, Verdigris, and Grand Rivers, May 26, 1957. Arkansas River is shown in upper right and upper left, Verdigris in upper middle on right side, and Grand in lower right.



PLATE 3B.—Arkansas River, Redland, Okla., May 27, 1957. Note railroad bridge and town.






PLATE 4A.—A temporary flood wall erected by a Pauls Valley, Okla., merchant in preparation for flooding of Washita River during May 1957. The structure is a double wall filled with sand, wheat flour, or cement which seals when wet. (Courtesy—Pauls Valley Democrat.)



PLATE 4B.—Flooded farmstead in Washita bottoms north of Davis in Murray County, Okla., May 18, 1957. Note swine swimming in canal and cattle standing deep in flood waters. (Official photo—Civil Defense, Ardmore, Okla.)



PLATE 5A.—Flood waters from the Red River, about 30 miles below Shreveport, La., May 6, 1957. Main stem of river behind airplane from which picture was taken.



PLATE 5B.—Fort Worth, Tex., May 1957. Furniture from homes of the flooded area was tagged and stored in city buildings. No difficulty was experienced in returning the furniture to the rightful owners. (Official photo—Bureau of Fire Prevention, Fort Worth, Tex.)





PLATE 6A.—Fort Worth, Tex., May 1957. Flooded homes in Sun Set addition adjacent to West Fork of Trinity River. (Official photo—Bureau of Fire Prevention, Fort Worth, Tex.)



PLATE 6B.—Trinity River, about 8 miles downstream from Commerce Street Bridge, Dallas, Tex., April 25, 1957, stage 34 feet. (Crest 39.7 feet on April 27.) View shows Country Club grounds downstream from the Dallas Floodway Levee. (Official photo—Corps of Engineers, Fort Worth District.)





PLATE 7A.—Trinity River, west of Crockett, Tex., May 1, 1957. Approaches to highway bridge flooded, also river-bottom grazing land. (Official photo—Corps of Engineers, Fort Worth District.)




PLATE 7B.—Dike 2 feet high, built in 26 hours along U. S. Highway 90 between Dayton and Liberty, Tex. (3.4 miles), kept highway open. Stage of Trinity River at Liberty, Tex., on May 8, 1957, 28.62 feet (flood stage 24 feet). (Official photo—Texas Highway Department)

## APPENDIX

### SUMMARY OF FLOOD CONDITIONS BY MONTHS<sup>1</sup>

#### APRIL

White Basin.--Heavy rains on the 3d and 4th caused a sharp rise in streams in the White Basin in Arkansas with flooding on the Black, Little Red and White Rivers. The Black and the White Rivers were in continual flood in some portions of the lower reaches the remainder of the month. There were two distinct overflows on the Little Red, the last overflow being due to heavy rains during the last week of the month. Damages along the Black and Little Red were heavy, amounting to around a quarter of a million dollars in each basin.

Arkansas Basin.--The flooding in the Arkansas Basin during April was due to heavy rainfall (4 inches) on the 3d and 4th, and from the 21st to the 23d. The flooding on the Illinois River at Tahlequah, Okla., was the sixth highest of record. The principal flood damages occurred on the Illinois River above Tahlequah, Okla., and in the Arkansas Basin between Sallisaw, Okla., and Van Buren, Ark.

Red Basin.--There were two periods of flooding in the Little River in Arkansas and in the Sulphur River in Louisiana and Texas during April. The first period of flooding occurred between the 1st and the 14th and the second from the 22d through the end of the month. This second overflow also included the Cypress River in Texas and the Red River in Arkansas and Louisiana. The rainfall that caused these overflows averaged 2.75 inches in the Upper Red Basin during the first 4 days of the month, and 10.5 inches in the lower portion. During the 2d period, from the 20th to the 27th, precipitation averaged about 7 inches in the upper and lower Red, and 14 inches in the central portion. Damages from the flooding is expected to be heavy as it continued into May.

Lower Mississippi Basin.--The St. Francis continued in flood from the 3d through the end of the month and was due to heavy rainfall that averaged nearly 5 inches during the first 4 days of the month. Moderate rains during the remainder of the month kept the river in flood with little change in stage.

Minor flooding of farmlands occurred in the Big Black River Basin in Mississippi.

The lower Mississippi was in flood at Caruthersville, Mo., from the 13th through the 24th, due to high flows from the Ohio Basin resulting from the heavy rains on the 4th and 8th. Overflow was confined to very low areas in Missouri and Arkansas between the levee and the river and lowlands in Tennessee. There was some damage to highways and buildings in the flooded area.

#### WEST GULF OF MEXICO DRAINAGE

There were two rises on the Sabine River in Texas during the month. The first overflow was due to heavy rains on the 1st (0.75 to 1 inch) and 4th (1.5 to 3.4 inches). The second period of flooding was due to heavy precipitation from the 20th to the 30th which averaged about 11 inches over the Sabine, with 2.5 inches of it occurring during the 24-hour period ending at 7 a.m. on the 27th. In the Longview-Marshall area, 4.5 inches was reported in that 24-hour period.

The light flooding in the Nezpique Bayou and the Mermentau River in Louisiana was set off by heavy rainfall on the 17th. At Mermentau, La., and Hecker, La., 4.4 inches and 4.3 inches, respectively, were reported on that date.

The major flooding which was in progress on the

Trinity River in Texas as the month ended began on the 21st at Trinidad, Tex., and was due to the record-breaking rainfall which began on the 19th and continued into May. The heaviest rainfall occurred on the 26th, with several stations reporting more than 7 inches on that date. There was extensive damage to agricultural interests with 200,000 to 300,000 acres inundated. Streets and highways also suffered extensive damage, and there was some damage to a limited number of residences near small streams in the Fort Worth area, and considerable damage to residential areas in the southern section of Dallas unprotected by levees. There was moderate damage to transportation facilities and utilities. Approximately 900 families were evacuated in the river bottoms in South Dallas during the afternoon of the 26th.

Flooding occurred on all portions of the Guadalupe, Lavaco, Navidad and the San Antonio Rivers, except for the middle portion at and below Falls City, Tex. Flooding began on the 23d in the Guadalupe at Victoria, Tex., and on the 24th in the San Antonio River. Rains up to 9 inches occurred above New Braunfels, Tex., on the Guadalupe and above the Medina Dam on the Medina during the early morning hours of the 24th, resulting in moderate flash flooding in those areas.

Rains during the day of the 24th caused the Blanco River to rise sharply, with some areas of San Marcos, Tex., flooded during the early morning hours of the 25th. As the crests from these rains moved downstream they were increased and delayed by additional heavy rains over all watersheds. There was considerable damage to growing crops and grazing lands in the middle and lower sections of the rivers. Approximately 100 families were evacuated in San Antonio on the 28th, and 15 to 25 families in Victoria, Tex., on the last of April and the first part of May.

Heavy rains on the Colorado River watershed below Mansfield Dam caused the first flood stages at Columbus and Wharton, Tex., since establishment of the control dams above Austin, Tex. The crest of the high water passed Columbus, Tex., on April 29, and Wharton in the early morning hours of May 1. Flood damage at Columbus and below was largely to crops that were inundated and to roads washed out between Bay City and Matagorda, Tex. Cropland flooding was most extensive below Columbus between the towns of Garwood and Eldridge, Tex. The peculiar combination of heavy rains above Mansfield Dam and also downstream did not permit release from Lake Travis until the floodwater below Austin had moved into the Gulf. This resulted in the highest levels ever known in Lake Travis since the dam was built. There was extensive damage to many homes around Lake Travis which had been constructed below the spillway level of 714 feet.

Considerable flooding occurred in the middle and lower Nueces, the middle and lower Frio, and the Atascosa Rivers in Texas from the heavy rains during the last 2 weeks of April. The highest stage since 1946 was reported at Three Rivers, Tex., on the Nueces. Otherwise, there was no major flooding as the rainfall was sufficiently spaced. Flood damages were limited to soil erosion with minor damage to highway and railroad bridges and embankments. Construction on the new Wesley Seale Dam on the lower Nueces and damages are not expected to be high except for about 2 months' delay in construction time. Most of the flooding occurred on ranch and farmlands with minor damage.

<sup>1</sup> Extracted from Climatological Data - National Summary, vol. 8, Nos. 4, 5, 6, April, May, and June 1957

A few families were evacuated from their homes along the Nueces River at Cotulla, Tex., during the flash flooding on the 22d.

The minor flooding on the Rio Grande, at Eagle Pass, Tex., on the 29th was due to heavy rains

that fell over the basin from Langtry to Brownsville, Tex., during the nights of the 27th and 28th. The rainfall ranged from 1 to 4 inches, with unofficial amounts considerably higher. No damage was reported.

## MAY

White Basin.--The Black River remained above flood stage at Pocahontas, Ark., from April 5 through May 9 and at Black Rock, Ark., from April 4 through the month of May. General rains from the 10th through the 14th, which were locally heavy on the 12th and 13th caused the Black to again go above flood stage at Pocahontas from the 14th to the 16th. Another period of heavy rains, beginning on the 21st, caused the stream to go above flood stage on the 23d and to remain above flood stage through the end of the month. Heavy rains in southeastern Missouri on the 22d and 23d caused the Black to go above flood stage at Poplar Bluff, Mo., from the 23d to the 25th.

The Little Red River continued above flood stage at Judsonia, Ark., from April 27 to May 4. A period of general heavy rains beginning on the 21st caused the stream to go above flood stage at Heber Springs, Ark., on the 24th and at Judsonia from the 24th to the 28th.

At the beginning of the month the White River was above flood stage at and below Newport, Ark., from heavy rains in April. Flooding continued at Newport, Ark., until May 6, Augusta, Ark., until May 14, and in the reach below through the entire month of May. Additional heavy rains from the 22d to the 24th caused additional flooding in the reach above Newport on the 24th and 25th.

Arkansas Basin.--There were two periods of flooding in the Arkansas River and tributaries in Colorado during May. The first occurred from the 8th to the 10th and was minor in nature. The second occurred from the 15th to the 18th and was more serious and resulted in considerable lowland flooding. The first flood was due to a combination of heavy runoff from snowmelt and scattered heavy showers and thunderstorms. The precipitation ranged from 1 to 2 inches in the foothills and mountains to 0.25 to 0.5 inch over the lower portion of the basin. Most of the stream flow was from snowmelt in the lower mountain elevations. There was very little damage from the first overflow. The second period of flooding was due to general heavy precipitation plus runoff from snowmelt. Precipitation ranged from about an inch in lower elevations to about 5 inches in the Pueblo, Colo., area. Precipitation in the headwater areas of the Purgatoire, Fountain Creek, and the upper reaches of the Arkansas ranged from 1.5 to 2.5 inches. There was considerable damage to crops due to standing water. Two state highway bridges were damaged and several county road bridges and approaches are in need of repairs. A lowland dike near Avondale, Colo., was overflowed and a dike at LaJunta, Colo., was topped.

A flash flood occurred during the late afternoon and evening of the 29th on the Syracuse Creek, north of Syracuse, Kans. The creek overflowed at highest observed level in the last 35 years. The flow from this creek into the Arkansas River at Syracuse caused bankful stages for about 1 hour.

General heavy thunderstorms over southern Kansas, Oklahoma, and Arkansas during the latter half of

May caused severe to record flooding in many streams in the basin. There were reports of more than 13 inches of rain in the Hennessey area and 12 inches in the Dover area in the Turkey Creek Basin (tributary of the Cimarron River) in north-central Oklahoma between 1:30 p.m. of the 15th and the morning of the 16th. The entire population of Dover was evacuated as flood waters engulfed the city. In the city of Enid, Okla., on Boggy Creek, only town square remained relatively dry. The rest of the town was under water and in some sections reached a depth of 8 feet. A few persons were rescued out of trees and from atop submerged automobiles. One person spent 5 hours in a tree before he was rescued.

The worst flood of record was reported on the 16th and 17th in the upper and middle Cimarron River. The crest at Waynoka, Okla., during the night of the 16th was about 1 foot higher than the previous highwater mark set in 1935. The bridge on which the river gage was located toppled into the river shortly before the crest occurred. The crest reached Guthrie, Okla., on the 17th, exceeding the previous record high stage of 16.5 feet set in 1935. The water reached 3 feet deep along the main street of Coyle, Okla., further downstream. Several families in the area had to leave their homes. The crest reached Perkins, Okla., during the evening of the 17th at a record stage of 19.5 feet, 2.5 feet above the October 1926 record stage of 17 feet.

Flooding occurred along the main stem of the Arkansas in the reach at and below Wichita, Kans., starting on the 16th with the crest between Morrilton and Little Rock, Ark., by the end of the month. At Bixby, Okla., the entire population of 2,300 persons was evacuated during the evening of the 18th. There were two crests at Tulsa. The first crest of 20.4 feet occurred on the morning of the 19th. The second crest of 21.5 feet (flood stage 19 feet) occurred on the afternoon of the 21st. There was no important flooding in the city of Tulsa or vicinity. Moderate to severe flooding occurred in the reach from Webbers Falls, Okla., to near Little Rock, Ark.

Red Basin.--The minor flooding on the Saline River at Benton, Ark., on the 24th was due to general moderate to heavy rains beginning on the 21st.

The rise on the Ouachita River which reached flood stage at Arkadelphia, Ark., on April 25 continued in flood at this point until May 2, and at Camden, Ark., until May 12. This stream went above flood stage again on the 24th which continued in flood until the 28th at Arkadelphia and continued in flood in the reach below as the month closed.

Heavy rains (3.5 inches) from the 1st to the 4th in the Upper Washita Basin resulted in a crest of 21.0 feet at Carnegie, Okla., on the 3d. Only agricultural damage resulted from this rise. Another rise near the middle of the month resulted in a major flood on the Washita at Lindsay, Okla., and below. Record flows were measured at both



Pauls Valley and Durwood, Okla., by the U. S. Geological Survey, but stages were 2 to 3 feet lower than the previous recorded floods. The rainfall on the 16th causing this flood averaged in excess of 6 inches in the reach below Chickasha and over 9 inches in the reach from Ardmore to Lindsay, Okla. Another intense rain of 5 to 6 inches occurred over the Washita River on the night of the 24th and caused flooding at Lindsay and Pauls Valley, Okla. Substantial damage resulted to agricultural interests and to roads and bridges. One man near Lindsay, Okla., drowned while attempting to evacuate a woman from an automobile that fell through a bridge on the 18th.

Near record stages occurred at Wellington, Texas, and Mangrum, Okla., on the Salt Fork of the Red from the heavy rains that fell over the Texas Panhandle on the 15th. A near record flood also occurred on the North Fork of the Red near Carter, Okla. The bridge across U. S. Highway 66 south of Sayre, Okla., was destroyed by this flood. Two deaths from drowning occurred north of Erick, Okla., on the 16th.

There were three separate periods of flooding on the Little River in Arkansas and on the Sulphur River in Texas during May. The first rise started in April and resulted in the highest crest. The second period of flooding began around the middle of the month and the last overflow around the 23d.

The Cypress River at Jefferson, Texas, was in flood from April 26 until May 7. The Red River began flooding at Index and Fulton, Ark., on April 28 and was within its banks by the 8th and 10th, respectively. A second period of flooding began at Index on May 26 and at Fulton on May 27. In the reach below it was in flood throughout the entire month beginning from April 30. The flooding below Alexandria, La., approached in magnitude the record flood of 1945. It was only 4.5 feet lower at Alexandria than in 1945 and there was considerable flooding of unprotected areas along the east bank and up the tributaries. Portions of several parishes were inundated by the floodwaters. Farmers, ranchers, and oil companies reported considerable damage.

Lower Mississippi Basin.--The St. Francis River continued in flood at Fisk, Mo., from April 3 to May 10. Heavy rains (over 2 inches) on the 17th followed by another 2-inch rain on the 19th caused additional flooding at Fisk, Mo., starting on the 19th. The crest of 24.2 feet on the 23d was 0.1 foot higher than the crest on the 2d and the highest stage since 1950. In the reach below Fisk, Mo., at St. Francis, Ark., flooding continued from April 3 through the month of May into June.

Considerable flash flooding occurred on the smaller streams in southeast Missouri and north-east Arkansas from heavy local rains on the 23d. The water was not from the main St. Francis River, but from local streams and drainage ditches (dug some years ago so land in the area could be cultivated) which eventually enters Little River, a tributary of the St. Francis, with flow having considerable regulations at Big Lake and nearby floodways. Big Lake reached its highest stage on May 28. The damages to bridges, highways, grain crops, etc., were heavy, amounting to several millions of dollars. Substitute crops will have to be planted as it is too late to replant cotton.

The flooding along the main stem of the Mississippi at Caruthersville, Mo., from the 27th to the 31st was due to heavy rains over the lower Ohio

and the middle and upper Mississippi on the 22d and 23d. The 2-day total at many stations was 5 inches or more. Scattered additional rains were reported through the 26th. The Mississippi River rose rapidly -- over 17 feet at Caruthersville, Mo., from the 21st to the 26th.

Very heavy local rains occurred in the Dyersburg, Tenn., area late on the 23d and early on the 24th and caused flash flooding in small local streams. The damage was quite large.

#### WEST GULF OF MEXICO DRAINAGE

Heavy rain (over 11 inches) during the last 10 days of April caused flooding along the Sabine River during the latter part of April which continued into May. Heavy rain (1.75 inches) occurred again over the Sabine from the 12th to the 14th causing the Sabine to overflow its banks again starting at Quitman and Mineola, Texas, on the 15th and Gladewater, Texas, on the 19th. At Logansport, La., the Sabine was in flood from April 26 to May 24. This was the highest water on the Sabine since 1945. The flooding was prolonged by an additional rainy period which produced 3.1 inches over the basin.

The excessive rains during the last half of April produced flooding in the Trinity River beginning at Trinidad, Texas, on April 21 and continued through the month of May. The rainfall ranged from 8 to 15 inches in the reach between Dallas and Long Lake, Texas, and from 6 to 12 inches in the reach from Long Lake to Liberty, Texas. Severe flooding continued along the Trinity through the month of May. Heavy rainfall in the upper Trinity from the 22d to the 26th produced serious local flooding in the Fort Worth, Texas, area and resulted in another major flood crest at Dallas, Texas. More than 4,000 persons were evacuated from unprotected lowlands on the West Fork of the Trinity above Fort Worth and along unprotected creeks in Fort Worth. The Trinity crested at Dallas on the 26th at a stage of 41.7 feet, 11.7 feet above flood stage for the highest crest during the April and May flooding. The crest reached Rosser, Texas, on the 29th at a stage of 38.0 feet, 12.0 feet above flood stage. There was no loss of life attributable to the flood. There was considerable damage to residential areas of both Fort Worth and Dallas. Some homes in Fort Worth could not be reoccupied for 2 weeks as discharge from Lake Worth continued to flood the low areas. There was extensive damage to streets and highways and some traffic arteries were closed for several weeks. Transportation facilities and utilities suffered moderate damage. There was extensive damage to agricultural interests with 425,000 acres inundated. There was not much direct loss of livestock, but loss of grazing in flooded lowlands was important and there was great loss of field crops, fences and levees.

Heavy rains of 4 to 6 inches over the middle and upper portions of the Guadalupe River on the 27th caused moderate flooding along the entire length of the river. The crests were 1 to 2 feet lower than in the latter part of April and the early part of May. There was much flooding on the San Antonio River in the city of San Antonio, Texas, and below Goliad, Texas, over the low flatlands to the mouth of the river. Heavy rains occurred again on May 31 and June 1 and caused another moderate rise in the Guadalupe and in the San Antonio Rivers, with flooding on the Guadalupe

from Gonzales, Texas, to the mouth. There was also some flooding on the San Antonio River and in small streams in San Antonio and over the flatlands below Goliad. The material damages from these two rises were less than those of late April and early May since they followed these floods so closely and had lower crests. There was a loss of 5 lives attributed to the flood conditions.

The Colorado River below Austin, Texas, maintained high flow all month because of discharge operations at Mansfield, Texas. There was flooding of lowlands at times below Columbus, Texas, because of rain. Stages almost to flood level occurred at Columbus and Wharton, Texas, on the 28th and 29th. Serious flooding occurred along the South Concho River from torrential rains during the night of the 8th at the towns of Christoval and San Angelo, Texas. Several houses in these two towns were damaged or destroyed. There was some damage to railroads, highways, and bridges. Lake Travis reached an elevation of 707.38 feet m.s.l. on the 18th, the highest level ever reached since the dam was built. This was due to continuous runoff rains and the curtailment of discharging operations because of water in the lower river.

Considerable flooding occurred along the Nueces, Frio, and Atascosa Rivers on the 9th, 13th, 18th,

19th, and 27th. No major floods occurred along these rivers as the rains were well spaced. The most significant rise occurred after the rains on the 27th which were excessively heavy. The greatest amount reported during this storm was 7.7 inches at La Pryor, Texas, on the 27th. This latter rise which crested at Derby, Texas, at 11.3 feet, 5.3 feet above flood stage, is one of the larger floods on the Frio. Flood damages were limited to soil erosion and minor damage to roads. The greatest flood damage occurred in the upper Nueces and Frio Basins. High water kept construction at a standstill on Wesley Seale Dam near Mathis, Texas. Flooding of pasture lands continued, but benefits from rains and flood waters more than off set any sustained damage.

The frequent rains during the month from the 10th to the 29th caused 3 flood crests on the Rio Grande at Del Rio, Texas, and 5 flood crests at Eagle Pass, Texas. The flooding was confined to small areas of pasture land along the river bank. The heaviest damage in the area occurred to roads, railways, and fences over the Devils River watershed from heavy local rains. The river at Baker's Crossing, Texas, overflowed three times during the month with the highest crest of 18.9 feet occurring on the 13th.

## JUNE

Arkansas Basin.--The Little Arkansas was slightly above bankfull from the 28th to the 30th but no damage resulted. The Ninnescah River was rising again near the end of June, but was nearly 3 feet lower than the mid-May flood. The highway was closed at Belle Plaine, Kans., for about 24 hours but little if any property damage resulted. The Salt Fork, Caney, Bird Creek, and Verdigris at Claremore and Inola, Okla., were higher this month than during May, while the Cimarron and Arkansas were considerably lower. No records were broken; however, the Caney at Bartlesville, Okla., rose to within 0.6 foot of the record stage. Two lives were lost by drowning on the Verdigris River at Coffeyville, Kans., on the 10th. Little or no damage occurred on the Neosho River in Kansas and Oklahoma. The Deep Fork Creek near Dewar, Okla., was above flood stage the entire month. Heavy rains (up to 7 inches) during the night of the 22d caused local flooding on Otter Creek at May, Okla.; Wolf Creek had the Maximum flow of record near Fargo, Okla., and Fort Supply Reservoir on Wolf Creek rose to the highest elevation since its completion in 1942. At Woodward, Okla., the North Canadian rose to its highest level since 1951. There was considerable agricultural and rural road damage in the affected areas. Local flooding occurred over the Middle Deep Fork, the North Canadian from Oklahoma City to Shawnee, Okla., and the South Canadian from Union City to near Ada, Okla., from heavy rain (2 to 4 inches) on the evening of the 14th. There were numerous instances of traffic stoppages, some isolation of homes and localized flooding of stores and residences.

There was considerable flooding along the upper reaches of the Arkansas from the headwaters to below Canon City, Colo., during the latter part of the month from snowmelt. There was some lowland flooding in the reach from Canon City to below Pueblo, Colo. This flood was described by long-time residents as one of the longest periods of high water and flooding along the upper reaches

of the Arkansas during the past 10 to 20 years. Lower streets in Leadville, Buena Vista, and Canon City, Colo., were inundated and a portion of U. S. Highway 50 near Cotapaxi, Colo., was covered for a time, though kept open. A small bridge about 6 miles west of Salida, Colo., was washed out, and an old bridge in Salida was dismantled to keep it from washing downstream and damaging a more important bridge. Buena Vista, Colo., (on Cottonwood Creek) was probably the hardest hit community with considerable damage reported to buildings and streets. The Arkansas, in the reach from Hutchinson, Kans., to Ralston, Okla., began overflowing between the 28th and the end of the month. In the reach below from Muskogee, Okla., to Dardanelle, Ark., the Arkansas was above flood stage the entire month. It is believed that this is the longest period of consecutive days that the Arkansas has been above flood stage. The high stages were maintained by releases from reservoirs upstream.

Red Basin.--The Ouachita River continued above flood stage at Camden, Ark., from May 26 to June 13th and at Monroe, La., from May 7 to June 11.

The Black River at Jonesville, La., went into flood on the 4th and remained in flood through July 11. There were two crests, one on the 22d and the other on the 28th. The latter crest of 52.3 feet (flood stage 50 feet) was due to excessive rains from hurricane "Audrey".

Considerable damage resulted to roads and levees along the Little and Red Rivers not only during this month but also in the 2 previous months. Extremely heavy rains in Oklahoma and Texas above Denison Dam filled Lake Texoma, and water ran over the spillway for the first time. This is said to be an occurrence calculated to take place once in a hundred years. The water going over the spillway and that released through the flood gates along with the general heavy rains, produced prolonged flooding at every river gage station on



the Red River except Shreveport, La.

Lower Mississippi Basin.--The St. Francis River was in continuous flood at St. Francis, Ark., from April 3 through June 25. There were five crests at this point during that period. The highest crest, 22.9 feet, occurred on May 27 and was 1.3 feet higher than the crest of 21.6 feet in early June. The 22.9-foot crest at St. Francis was the highest crest since the 23.4-foot crest on January 14, 1950. There was very little change in stage at Fisk, Mo., and St. Francis, Ark., from June 1 to 13 due to regulation at Wappapello Dam which was held at about 10,000 c.f.s. until conditions permitted a gradual reduction. The over-flow was confined, primarily, to areas inside levees and floodways, except in unprotected areas near St. Francis (much of it swampy) near the mouths of a few tributary streams and near Parkin, Ark. Some damage occurred to highways, fences, etc., but the main damage was to crops, such as cotton, soybeans, corn, pastures, truck, and small grain.

No flooding occurred along the main stem of the Mississippi, but bankfull stage was approached by 0.1 foot at Baton Rouge and Plaquemine, La. At New Orleans, La., the crest of 15.6 feet on June 10 was within 1.4 feet of the 17-foot flood stage.

Atchafalaya Basin.--The Atchafalaya River remained in flood at Atchafalaya, La., from the 6th to the 18th. The crest of 29.3 feet on the 12th was 0.3 foot above flood stage. Downstream at Morgan City, La., it was in flood on four different occasions. The crest of 11.4 feet on the 27th was 1.75 feet above the previous record crest of 9.65 feet on June 10, 1927. This record crest was the result of wind and tide from hurricane "Audrey".

#### WEST GULF OF MEXICO DRAINAGE

The flooding on the Mermentau River at Mermentau, La., and the Calcasieu at Old Town Bay and Lake Charles, La., during the latter part of the month was due to heavy rain on the 27th-28th associated with hurricane "Audrey". These heavy rains also caused the Sabine to go above flood stage in the lower reach at Bon Wier and Deweyville, Tex. Some of the heavy rainfall amounts reported were: Basile, La., 10.63 inches; Mermentau, La., 9.85 inches; Lake Charles, La., 6.89 inches; Oldtown Bay, La., 5.46 inches; Bon Wier, Tex., 5.34 inches, and Deweyville, Tex., 6.8 inches. No abnormal flooding

occurred as a result of these heavy rains.

The excessive general rains that started in the upper Trinity Basin about April 16 began slackening off about June 5. Precipitation after that date was in the form of scattered showers, and the flooding was largely due to continued releases from the reservoirs on the upper Trinity watershed. The Trinity from Dallas to Long Lake continued above flood stage throughout the month, making this the longest period that this stream has remained in flood during the period of record. Little additional damage occurred in June other than prolonged loss of grazing land and delay in repair of May damages.

Rains of 4 to 6 inches fell over the Little River Basin (below Belton Dam) in Texas from the 1st to the 5th, resulting in flooding at Cameron from the 2d to the 6th. Additional rains of up to 6 inches occurred over the basin on the morning of the 13th, causing additional flooding on the 13th and 14th.

Local rains of up to 11 inches on May 31 and June 1 over the Nueces Basin in Texas caused considerable flooding and closed low water crossings on the upper and middle Nueces. Rainfall over the Frio and Atascosa was considerably lighter and ranged from 1 to 2 inches. Most of the flooding was confined to ranch- and farmlands, but reports indicate that the benefits from increase in soil moisture greatly exceeded the flood damage to the land. The flooding since April has resulted in a 6 months delay in completion of the Wesley Seale Dam.

The Rio Grande reached and slightly exceeded bankfull stage at Lobatos Bridge, Colo., on the 9th, 12th, and from the 28th to the 30th and at Albuquerque, N. M., on the 2d and from the 8th to the 10th. The area around Lobatos Bridge is barren wasteland and no damage was reported. There was no damage from undercutting in the Albuquerque area, but reports of slight damage in this respect have been reported in other parts of the middle Rio Grande Valley.

Heavy rains on May 31 over the Rio Grande in the Langtry, Tex., area caused a rise to near bankfull stage in the reach from Del Rio to Eagle Pass, Tex. The crest at Del Rio was 13.4 feet on the 1st, 1.6 feet below the flood stage of 15 feet. At Eagle Pass, the crest was 15.1 feet on the 2d, 0.9 foot below flood stage.

## PART V—BASIC PRECIPITATION DATA

COMPILED BY  
NATIONAL WEATHER RECORDS CENTER, ASHEVILLE, N. C.

### 1. INTRODUCTION

This section contains the tabulated hourly and daily precipitation for all precipitation stations in the area of heavy rain during April, May, and June; i. e., Texas, Oklahoma, Kansas, Missouri, and Arkansas. Data for the entire months of April, May, and June are included with the exception of June for the State of Missouri.<sup>1</sup> These data are being presented in their entirety to show the sudden changes and surges in the rainfall regime brought about by causes presented in the earlier sections.

The precipitation totals are presented in the sections following, with the States in alphabetical order in each. Sections 2, 4, and 6 contain daily totals of precipitation for April, May, and June 1957, respectively. There are two tables of these daily totals in each section: One table (presented first) for non-recording stations which report only their 24-hour precipitation (usually for the period 7 a. m. to 7 a. m., local time, although there is some variation), and the second table giving the 24-hour totals (midnight to midnight local time) for recording gage stations for which the hourly

<sup>1</sup> Missouri rainfall data are omitted for June because amounts generally were near or below normal with the exception of the southeastern portion of the State. In that area the excessive precipitation was associated with hurricane Audrey, not the situation under study. The heavy rainfall that occurred over Arkansas, especially in the eastern half of the State, during the latter portion of June also had its origin from hurricane Audrey.

total rainfall data are available. These amounts may vary considerably from those in the first list.

The tables for non-recording stations are reprinted from *Monthly Climatological Data*, April, May and June 1957 for the States involved. The tables for recording stations are reprinted from *Hourly Precipitation Data*, April, May, and June 1957 for the individual States.

Sections 3, 5, and 7 contain hourly precipitation totals from recording-gage stations for April, May and June, 1957 respectively.

### REFERENCE NOTES FOR THE TABULAR DATA

Time is 90th meridian time, except for these cities in Kansas—Goodland WB Airport, Wallace, Tribune 1W, and Garden City CAA AP, which are on 105th meridian time.

Precipitation values are in inches.

Figures and letters following a station name, such as 12SSW, indicate distance in miles and direction from the Post Office.

—=No record.

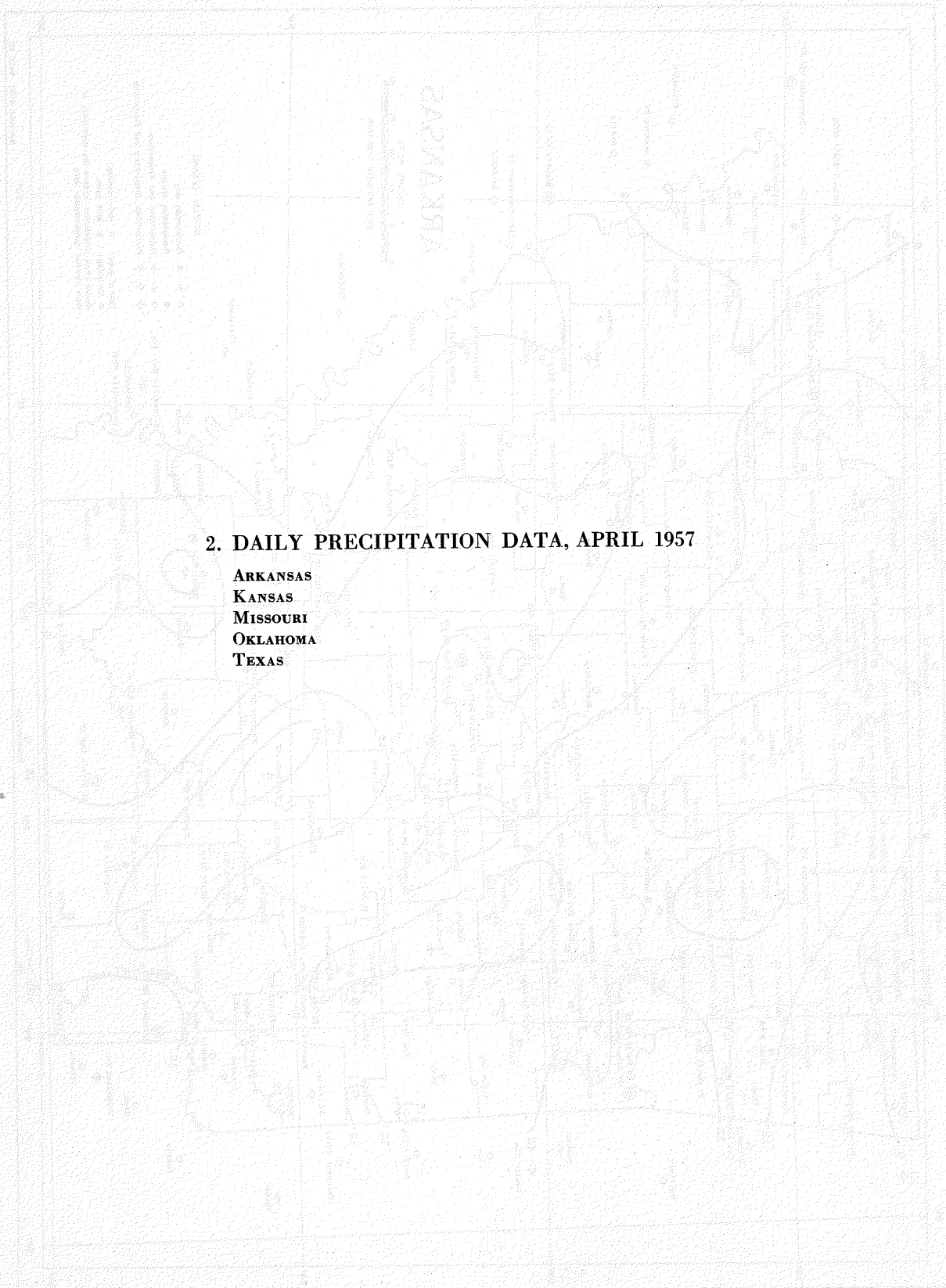
\*=Amount included in a following measurement, time distribution unknown.

//=Gage equipped with a wind shield.

R=Recording gage data.

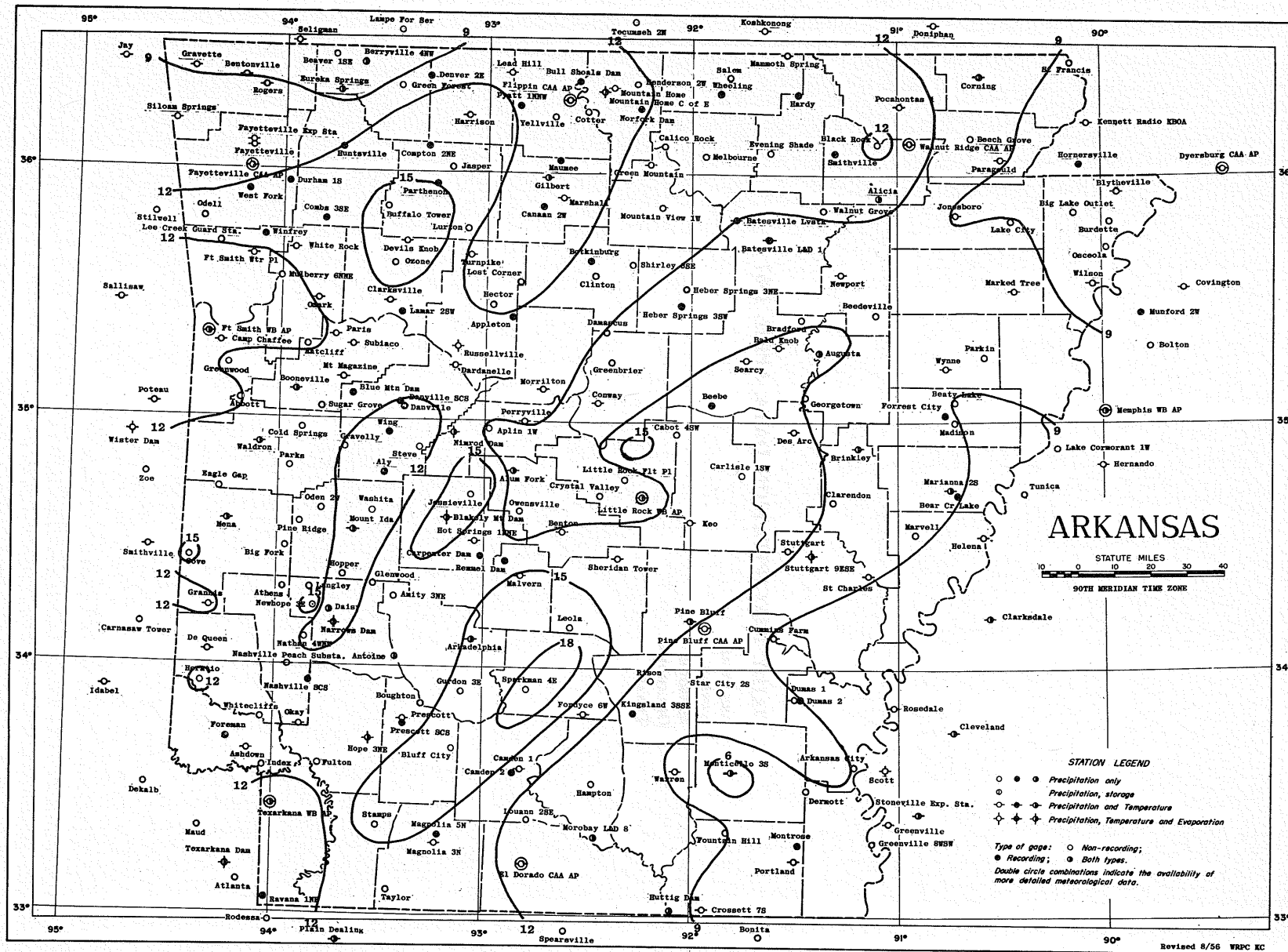
T=Trace (less than .01 inch).

V=Includes total for previous month.



**2. DAILY PRECIPITATION DATA, APRIL 1957**

**ARKANSAS**  
**KANSAS**  
**MISSOURI**  
**OKLAHOMA**  
**TEXAS**



APRIL 1957

FIGURE V-1.—Location map for precipitation stations in Arkansas with isohyets of total precipitation, April 1957.

Revised 8/56 WRPC KC





# DAILY PRECIPITATION

ARKANSAS  
APRIL 1957

| Station                | Total | Day of month |      |      |      |     |     |   |   |   |    |    |      |    |    |    |    |    |    |    |    |    |    |    |    |    |    |    |    |    |    |    |  |  |  |
|------------------------|-------|--------------|------|------|------|-----|-----|---|---|---|----|----|------|----|----|----|----|----|----|----|----|----|----|----|----|----|----|----|----|----|----|----|--|--|--|
|                        |       | 1            | 2    | 3    | 4    | 5   | 6   | 7 | 8 | 9 | 10 | 11 | 12   | 13 | 14 | 15 | 16 | 17 | 18 | 19 | 20 | 21 | 22 | 23 | 24 | 25 | 26 | 27 | 28 | 29 | 30 | 31 |  |  |  |
| HAMMOTH SPRING         | 13.78 | .40          | .30  | 1.95 | 3.35 | .12 | T   |   |   |   |    |    | .65  |    |    |    |    |    |    |    |    |    |    |    |    |    |    |    |    |    |    |    |  |  |  |
| MARIANNA 2 S           | 9.40  | 1.13         | 1.10 | 2.81 | .32  |     |     |   |   |   |    |    | .39  |    |    |    |    |    |    |    |    |    |    |    |    |    |    |    |    |    |    |    |  |  |  |
| MARKED TREE            | 9.69  | .52          | .43  |      | 4.50 | .32 |     |   |   |   |    |    | .33  |    |    |    |    |    |    |    |    |    |    |    |    |    |    |    |    |    |    |    |  |  |  |
| MARSHALL               | 10.75 | -            |      | 1.89 | 2.47 |     |     |   |   |   |    |    | .69  |    |    |    |    |    |    |    |    |    |    |    |    |    |    |    |    |    |    |    |  |  |  |
| MARVELL                | -     | -            | -    | -    | -    | -   | -   | - | - | - | -  | -  | -    |    |    |    |    |    |    |    |    |    |    |    |    |    |    |    |    |    |    |    |  |  |  |
| MELBOURNE              | 14.21 | .32          | .05  | 2.72 | 3.38 |     |     |   |   |   |    |    | .33  |    |    |    |    |    |    |    |    |    |    |    |    |    |    |    |    |    |    |    |  |  |  |
| MENA                   | 13.58 | .27          | .82  | 1.42 |      |     |     |   |   |   |    |    | .53  |    |    |    |    |    |    |    |    |    |    |    |    |    |    |    |    |    |    |    |  |  |  |
| MONTICELLO 3 S         | 4.56  | .65          | .67  | .91  | .14  |     |     |   |   |   |    |    | .01  |    |    |    |    |    |    |    |    |    |    |    |    |    |    |    |    |    |    |    |  |  |  |
| MOROBAY L AND D NO 8   | 9.60  | 1.19         | .06  |      | 1.40 | .06 |     |   |   |   |    |    | .02  |    |    |    |    |    |    |    |    |    |    |    |    |    |    |    |    |    |    |    |  |  |  |
| MORRILTON              | 13.38 | .63          | .03  | 1.80 | 3.39 | .11 | T   |   |   |   |    |    | .35  |    |    |    |    |    |    |    |    |    |    |    |    |    |    |    |    |    |    |    |  |  |  |
| MOUNT IDA              | 11.18 | .60          |      | .16  | 1.99 |     |     |   |   |   |    |    | .68  |    |    |    |    |    |    |    |    |    |    |    |    |    |    |    |    |    |    |    |  |  |  |
| MOUNT MAGAZINE         | 14.34 |              |      | 3.70 | .10  |     |     |   |   |   |    |    | *    |    |    |    |    |    |    |    |    |    |    |    |    |    |    |    |    |    |    |    |  |  |  |
| MOUNTAIN HOME          | 10.75 | .09          |      | 3.65 | .55  | T   |     |   |   |   |    |    | .49  |    |    |    |    |    |    |    |    |    |    |    |    |    |    |    |    |    |    |    |  |  |  |
| MOUNTAIN HOME C OF ENG | 11.77 | .18          | .08  | 1.57 | 2.89 | .09 | T   |   |   |   |    |    | .50  |    |    |    |    |    |    |    |    |    |    |    |    |    |    |    |    |    |    |    |  |  |  |
| MOUNTAIN VIEW 1 E      | 14.67 | .22          | .11  | 3.30 | 3.57 | .06 |     |   |   |   |    |    | .50  |    |    |    |    |    |    |    |    |    |    |    |    |    |    |    |    |    |    |    |  |  |  |
| MULBERRY 6 NNE         | 11.07 | .05          |      | 1.00 | 2.67 |     |     |   |   |   |    |    | .19  |    |    |    |    |    |    |    |    |    |    |    |    |    |    |    |    |    |    |    |  |  |  |
| NARROWS DAM            | 10.55 | .42          |      | 1.07 | 1.99 |     |     |   |   |   |    |    | .13  |    |    |    |    |    |    |    |    |    |    |    |    |    |    |    |    |    |    |    |  |  |  |
| NASHVILLE PEACH SUBSTA | 14.18 | .46          |      | .10  | 2.59 |     |     |   |   |   |    |    | .05  |    |    |    |    |    |    |    |    |    |    |    |    |    |    |    |    |    |    |    |  |  |  |
| NATHAN 4 WNW           | 11.00 | .40          |      | .13  | 2.12 |     |     |   |   |   |    |    | .06  |    |    |    |    |    |    |    |    |    |    |    |    |    |    |    |    |    |    |    |  |  |  |
| NEWHOPE 3 E            | 16.03 | .90          |      | 2.00 | 2.60 |     |     |   |   |   |    |    | .06  |    |    |    |    |    |    |    |    |    |    |    |    |    |    |    |    |    |    |    |  |  |  |
| NEWPORT                | 11.95 | .65          | .05  | .49  | 3.38 | .05 | T   |   |   |   |    |    | .21  |    |    |    |    |    |    |    |    |    |    |    |    |    |    |    |    |    |    |    |  |  |  |
| NIMROD DAM             | 14.13 | .65          |      | .49  | 3.38 | .05 | T   |   |   |   |    |    | .21  |    |    |    |    |    |    |    |    |    |    |    |    |    |    |    |    |    |    |    |  |  |  |
| ODELL                  | 12.56 |              |      |      |      |     |     |   |   |   |    |    | .30  |    |    |    |    |    |    |    |    |    |    |    |    |    |    |    |    |    |    |    |  |  |  |
| ODEN 2 W               | 12.86 | .53          |      | .62  | 2.38 |     |     |   |   |   |    |    | .50  |    |    |    |    |    |    |    |    |    |    |    |    |    |    |    |    |    |    |    |  |  |  |
| OKAY                   | 12.62 | .79          | T    | 3.19 | T    |     |     |   |   |   |    |    | 1.16 |    |    |    |    |    |    |    |    |    |    |    |    |    |    |    |    |    |    |    |  |  |  |
| OSCEOLA                | 7.46  | .36          | .15  | .10  | 3.75 |     |     |   |   |   |    |    | .30  |    |    |    |    |    |    |    |    |    |    |    |    |    |    |    |    |    |    |    |  |  |  |
| OWENSVILLE             | 11.07 | .27          |      | .48  | 2.20 | .06 | .01 |   |   |   |    |    | .75  |    |    |    |    |    |    |    |    |    |    |    |    |    |    |    |    |    |    |    |  |  |  |
| OZARK                  | 12.08 | .07          |      | 1.95 | 2.69 |     |     |   |   |   |    |    | 1.25 |    |    |    |    |    |    |    |    |    |    |    |    |    |    |    |    |    |    |    |  |  |  |
| OZONE                  | 17.29 | .40          |      | 4.22 | 2.84 | T   |     |   |   |   |    |    | .89  |    |    |    |    |    |    |    |    |    |    |    |    |    |    |    |    |    |    |    |  |  |  |
| PARAGOULD              | 9.21  | .85          |      | 1.48 | 2.54 | .29 |     |   |   |   |    |    | .56  |    |    |    |    |    |    |    |    |    |    |    |    |    |    |    |    |    |    |    |  |  |  |
| PARIS                  | 13.27 |              |      | 4.25 | .05  |     |     |   |   |   |    |    | .35  |    |    |    |    |    |    |    |    |    |    |    |    |    |    |    |    |    |    |    |  |  |  |
| PARKIN 2 W             | 10.19 | .68          | .16  |      | 4.65 | .30 |     |   |   |   |    |    | .34  |    |    |    |    |    |    |    |    |    |    |    |    |    |    |    |    |    |    |    |  |  |  |
| PARKS                  | 13.32 | .11          |      | 1.42 | 1.10 |     |     |   |   |   |    |    | .22  |    |    |    |    |    |    |    |    |    |    |    |    |    |    |    |    |    |    |    |  |  |  |
| PERRYVILLE             | 12.49 | .61          |      | 3.72 | .51  |     |     |   |   |   |    |    | .31  |    |    |    |    |    |    |    |    |    |    |    |    |    |    |    |    |    |    |    |  |  |  |
| PINE BLUFF             | 12.82 | 1.65         | .02  |      | 2.36 | .32 |     |   |   |   |    |    | .30  |    |    |    |    |    |    |    |    |    |    |    |    |    |    |    |    |    |    |    |  |  |  |
| PINE BLUFF CAA AP      | 11.56 | 1.09         |      | 2.85 | .17  |     |     |   |   |   |    |    | .36  |    |    |    |    |    |    |    |    |    |    |    |    |    |    |    |    |    |    |    |  |  |  |
| PINE RIDGE             | 13.43 | .48          |      | .77  | 2.43 |     |     |   |   |   |    |    | .87  |    |    |    |    |    |    |    |    |    |    |    |    |    |    |    |    |    |    |    |  |  |  |
| POCAHONTAS 1           | 14.09 | 1.30         | T    | 1.00 | 3.87 | .13 |     |   |   |   |    |    | 1.66 |    |    |    |    |    |    |    |    |    |    |    |    |    |    |    |    |    |    |    |  |  |  |
| PORTLAND               | 6.05  | 1.35         |      |      | 2.00 | .10 |     |   |   |   |    |    | .88  |    |    |    |    |    |    |    |    |    |    |    |    |    |    |    |    |    |    |    |  |  |  |
| PRESOTT                | 12.78 | 1.50         |      | .04  | 3.96 | .33 |     |   |   |   |    |    | .10  |    |    |    |    |    |    |    |    |    |    |    |    |    |    |    |    |    |    |    |  |  |  |
| RATCLIFF               | 11.42 |              |      |      | 4.46 |     |     |   |   |   |    |    | .03  |    |    |    |    |    |    |    |    |    |    |    |    |    |    |    |    |    |    |    |  |  |  |
| RISON                  | 10.40 | 1.27         | .05  |      | 3.66 | .09 |     |   |   |   |    |    | .15  |    |    |    |    |    |    |    |    |    |    |    |    |    |    |    |    |    |    |    |  |  |  |
| ROGERS                 | 9.81  | T            |      | 3.90 | .04  | T   |     |   |   |   |    |    | .70  |    |    |    |    |    |    |    |    |    |    |    |    |    |    |    |    |    |    |    |  |  |  |
| RUSSELLVILLE           | 12.45 | .25          |      | 5.47 | .11  | .11 |     |   |   |   |    |    | .13  |    |    |    |    |    |    |    |    |    |    |    |    |    |    |    |    |    |    |    |  |  |  |
| SAINT CHARLES          | 9.07  | 1.38         | .02  |      | 2.88 | .21 |     |   |   |   |    |    | .06  |    |    |    |    |    |    |    |    |    |    |    |    |    |    |    |    |    |    |    |  |  |  |
| SAINT FRANCIS          | 8.00  | .38          |      | .49  | 3.32 | .23 |     |   |   |   |    |    | .56  |    |    |    |    |    |    |    |    |    |    |    |    |    |    |    |    |    |    |    |  |  |  |
| SALEM                  | 12.70 | .34          | .75  | 2.00 | 3.78 | .05 |     |   |   |   |    |    | .43  |    |    |    |    |    |    |    |    |    |    |    |    |    |    |    |    |    |    |    |  |  |  |
| SEARCY                 | 12.89 | .57          |      | .11  | 2.30 |     |     |   |   |   |    |    | .69  |    |    |    |    |    |    |    |    |    |    |    |    |    |    |    |    |    |    |    |  |  |  |
| SHERIDAN TOWER         | 13.93 | .99          |      | .41  | 3.4  | .05 |     |   |   |   |    |    | .94  |    |    |    |    |    |    |    |    |    |    |    |    |    |    |    |    |    |    |    |  |  |  |
| SHIRLEY 3 SE           | 14.10 | .27          |      | 1.78 | 3.54 | .07 |     |   |   |   |    |    | .25  |    |    |    |    |    |    |    |    |    |    |    |    |    |    |    |    |    |    |    |  |  |  |
| SILGAM SPRINGS         | 9.69  | T            |      | 3.70 | .97  | T   |     |   |   |   |    |    | .80  |    |    |    |    |    |    |    |    |    |    |    |    |    |    |    |    |    |    |    |  |  |  |
| SPARKMAN 4 E           | 19.07 | .79          |      | 1.0  | 5.00 |     |     |   |   |   |    |    | .03  |    |    |    |    |    |    |    |    |    |    |    |    |    |    |    |    |    |    |    |  |  |  |
| STAMPS                 | 15.05 | 1.00         |      |      | 4.45 | .30 |     |   |   |   |    |    | .12  |    |    |    |    |    |    |    |    |    |    |    |    |    |    |    |    |    |    |    |  |  |  |
| STAR CITY 2 S          | 9.05  |              | .75  |      | 3.36 | .46 |     |   |   |   |    |    | .19  |    |    |    |    |    |    |    |    |    |    |    |    |    |    |    |    |    |    |    |  |  |  |
| STEVE                  | 10.13 | .55          |      | .70  | 2.36 |     |     |   |   |   |    |    | .60  |    |    |    |    |    |    |    |    |    |    |    |    |    |    |    |    |    |    |    |  |  |  |
| STUTTGART              | 12.94 | 1.20         | .07  |      | 4.70 | .44 |     |   |   |   |    |    | .15  |    |    |    |    |    |    |    |    |    |    |    |    |    |    |    |    |    |    |    |  |  |  |
| STUTTGART 9 ESE        | 11.04 | 1.37         | .09  |      | 4.50 | .32 | T   |   |   |   |    |    | .13  |    |    |    |    |    |    |    |    |    |    |    |    |    |    |    |    |    |    |    |  |  |  |
| SUBLACO                | 14.63 |              |      | 3.85 | .03  | T   |     |   |   |   |    |    | .80  |    |    |    |    |    |    |    |    |    |    |    |    |    |    |    |    |    |    |    |  |  |  |
| TAYLOR                 | 13.72 | 1.30         |      |      | 2.44 | .09 |     |   |   |   |    |    | .06  |    |    |    |    |    |    |    |    |    |    |    |    |    |    |    |    |    |    |    |  |  |  |
| TEXARKANA WB AP        | 10.64 | .05          | .06  | 3.10 | T    |     |     |   |   |   |    |    | .01  |    |    |    |    |    |    |    |    |    |    |    |    |    |    |    |    |    |    |    |  |  |  |
| TURNPIKE               | 11.98 | .02          |      | 4.18 | .38  | T   |     |   |   |   |    |    | .43  |    |    |    |    |    |    |    |    |    |    |    |    |    |    |    |    |    |    |    |  |  |  |
| WALDRON                | 12.85 | .04          |      | 3.13 |      |     |     |   |   |   |    |    | .45  |    |    |    |    |    |    |    |    |    |    |    |    |    |    |    |    |    |    |    |  |  |  |
| WALNUT GROVE           | 13.09 | .75          |      | 2.44 | 1.92 | T   |     |   |   |   |    |    | .31  |    |    |    |    |    |    |    |    |    |    |    |    |    |    |    |    |    |    |    |  |  |  |
| WALNUT RIDGE CAA AP    | 12.71 | 1.53         |      | 3.68 | .20  | .06 |     |   |   |   |    |    | .18  |    |    |    |    |    |    |    |    |    |    |    |    |    |    |    |    |    |    |    |  |  |  |
| WARREN                 | 8.84  | 1.06         |      | 1.06 | 1.01 | .17 |     |   |   |   |    |    | .26  |    |    |    |    |    |    |    |    |    |    |    |    |    |    |    |    |    |    |    |  |  |  |
| WASHITA                | -     | 1.45         |      |      | 2.05 |     |     |   |   |   |    |    | .14  |    |    |    |    |    |    |    |    |    |    |    |    |    |    |    |    |    |    |    |  |  |  |



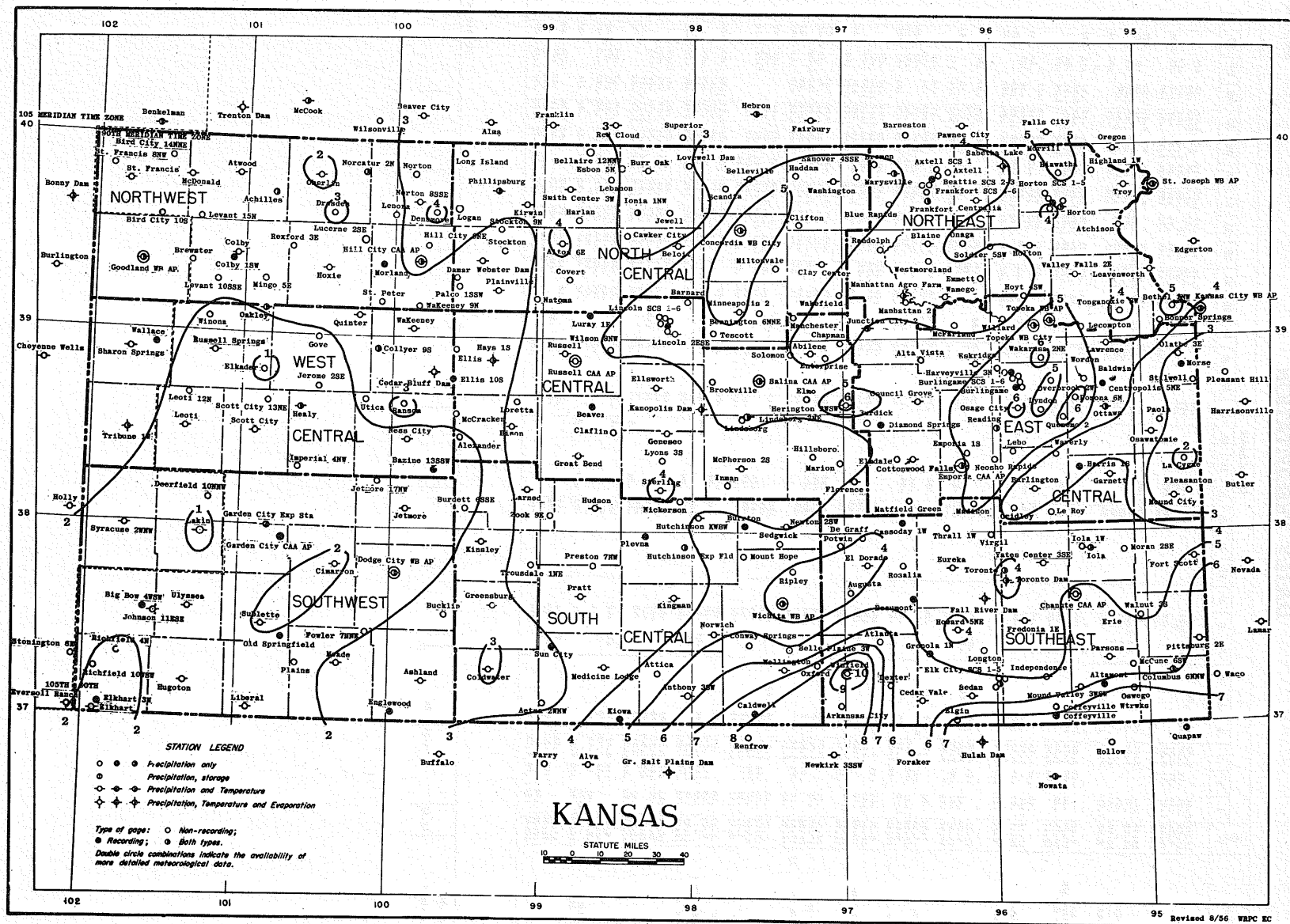


FIGURE V-2.—Location map for precipitation stations in Kansas with isohyets of total precipitation, April 1957.

APRIL 1957











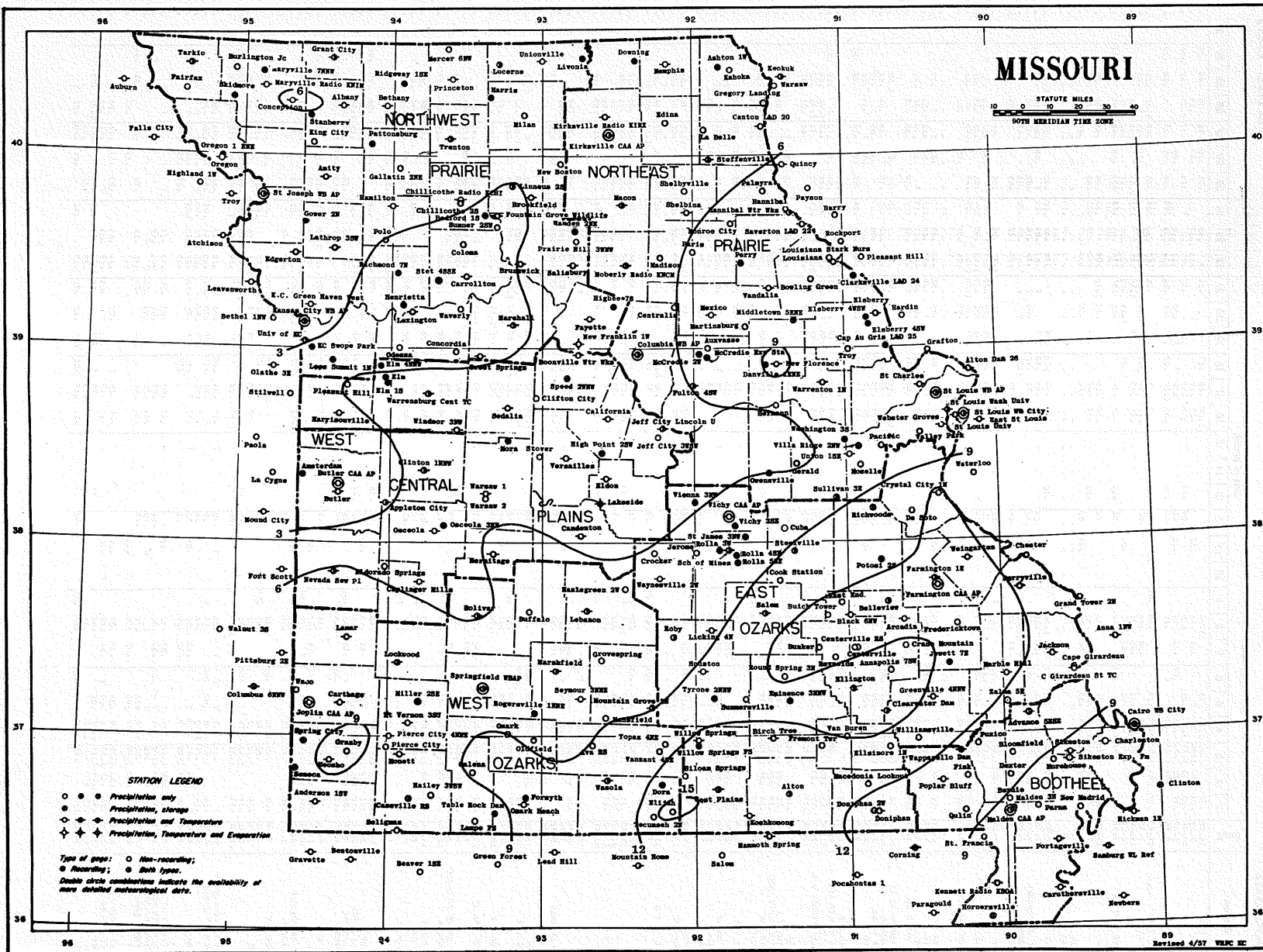


FIGURE V-3.—Location map for precipitation stations in Missouri with isohyets of total precipitation, April 1957.





# DAILY PRECIPITATION

MISSOURI  
APRIL 1957

| Station              | Feet  | Day of month |      |      |      |     |     |      |      |     |     |      |     |     |    |      |      |      |      |      |      |      |      |     |     |      |      |     |     |     |      |    |  |  |
|----------------------|-------|--------------|------|------|------|-----|-----|------|------|-----|-----|------|-----|-----|----|------|------|------|------|------|------|------|------|-----|-----|------|------|-----|-----|-----|------|----|--|--|
|                      |       | 1            | 2    | 3    | 4    | 5   | 6   | 7    | 8    | 9   | 10  | 11   | 12  | 13  | 14 | 15   | 16   | 17   | 18   | 19   | 20   | 21   | 22   | 23  | 24  | 25   | 26   | 27  | 28  | 29  | 30   | 31 |  |  |
| LAMAR                | 6.16  | .28          | 1.05 | .16  |      |     |     | .96  |      |     |     | .46  |     |     |    | .14  | .36  | .22  | .23  | .07  | .17  | .11  | 1.28 | .02 | .09 | .05  | .05  | .45 | .10 |     |      |    |  |  |
| LAMPE FOREST SERVICE | 8.44  | .06          | 1.11 | 1.27 | T    |     |     | .73  |      |     |     | .38  | .39 |     |    | .20  | .18  |      | .25  | .17  | 1.19 | T    | .38  | .02 | .09 | .39  | .40  | .01 | .81 | .41 |      |    |  |  |
| LATHROP 3 SW         | 7.12  | .47          | 1.01 | .97  |      |     | .20 | .18  |      |     | .21 | .30  |     |     |    |      | 1.24 | .13  | .98  | .20  | .35  | .05  | .12  | .12 | .08 | .15  | .34  | .13 | .09 |     |      |    |  |  |
| LEBANON              | 2.22  | .10          | T    | .56  | .13  | T   |     | .31  |      |     |     | .14  |     |     |    |      | .18  | T    |      | .06  | T    | .40  | .30  | T   |     |      |      |     |     |     |      |    |  |  |
| LEXINGTON            |       |              |      |      |      |     |     |      |      |     |     |      |     |     |    |      |      |      |      |      |      |      |      |     |     |      |      |     |     |     |      |    |  |  |
| LICKING A N          | 7.56  | .07          | T    | .95  | 1.50 | .02 | .06 | .39  | .02  |     |     | .31  |     |     |    | .02  | 1.15 | T    | .35  | .37  | .36  | .44  | T    | .08 | .32 | .02  | .91  | .19 | .03 |     |      |    |  |  |
| LINNEUS 2 S          | 2.76  | .10          | .07  | .84  |      | T   |     | .18  | .35  |     |     | .04  | .03 |     |    |      | .75  |      |      |      |      | .40  |      |     |     |      |      |     |     |     |      |    |  |  |
| LOCKWOOD             | 6.50  | .68          | .82  | .38  |      |     |     | .94  |      |     |     | .48  |     |     |    | .19  | .50  |      | .42  | .25  | .27  | .71  | .20  | .02 | .10 | .02  | .02  | .10 | .30 | .22 |      |    |  |  |
| LOUISIANA STARKS NUR | 7.09  | .8           | .23  | 1.25 | .03  |     |     | .17  | 1.02 |     |     | .02  | .11 |     |    | .77  | .25  |      | .03  | .35  | .05  | 1.14 | .08  | .37 | .10 | .02  | .48  | .62 |     |     |      |    |  |  |
| LOUISIANA            | 6.95  | .02          | .04  | .75  | .68  | .04 | T   | .03  | 1.08 | .04 |     | .17  |     |     |    | .66  | .30  |      | .11  | .27  | .96  | .04  | .44  | .17 |     |      |      |     |     |     |      |    |  |  |
| LUCERNE              |       |              |      |      |      |     |     |      |      |     |     |      |     |     |    |      |      |      |      |      |      |      |      |     |     |      |      |     |     |     |      |    |  |  |
| MACEDONIA LOOKOUT    | 4.68  | .19          | .23  | 1.46 | .10  |     |     | .48  | .18  |     |     | .26  | .06 |     |    |      | .62  |      | .03  |      |      | .18  | .03  |     | .06 |      |      |     |     |     |      |    |  |  |
| MACON                | 4.59  | .18          | .01  | .78  | .26  |     | .01 | .21  | .42  | .01 |     | .17  |     |     |    |      | .87  | .02  |      |      |      | .53  | .29  |     | .26 |      |      |     |     |     |      |    |  |  |
| MADISON              | 4.73  | .14          | .06  | .65  | .40  |     |     | .75  |      |     |     | .03  |     |     |    |      | .75  |      |      | .45  |      | .70  | .10  | .10 | .40 |      |      |     |     |     |      |    |  |  |
| MALDEN CAA AP        | 8.60  | .49          |      | 3.61 | .17  | .14 |     | .47  | .79  |     |     | .04  |     |     |    | .69  | .75  |      |      |      | .52  |      | .34  | .17 | T   | .59  |      |     |     |     |      |    |  |  |
| MANSFIELD            | 9.05  |              | 1.0  | 1.65 | 1.88 | T   |     | .45  |      |     |     | .40  |     |     |    | .05  | .70  |      | .27  | .32  | .22  | .10  | .65  | .41 | .20 | .40  | .90  | .25 | .10 |     |      |    |  |  |
| MARBLE HILL          | 12.35 | .43          | .64  | 1.17 | 3.34 | .70 | .05 | .88  |      |     |     |      |     |     |    | .77  | 1.05 | .55  | .43  |      | .16  | .84  | .10  | .15 | .37 | .36  |      |     |     |     |      |    |  |  |
| MARSHALL             |       |              |      |      |      |     |     |      |      |     |     |      |     |     |    |      |      |      |      |      |      |      |      |     |     |      |      |     |     |     |      |    |  |  |
| MARSHFIELD           | 6.45  |              |      | 2.13 | .35  | .08 |     | T    | .41  |     |     | .10  |     |     |    | .31  | .46  |      |      | .64  | .03  | .22  | .05  | .13 | .10 | .37  | .18  | .29 | .18 |     |      |    |  |  |
| MARTINSBURG          | 6.15  | .01          |      | .76  | .27  | T   |     | .10  | .90  |     |     | .14  |     |     |    |      | .61  | .73  |      |      | .53  | .02  | .53  | .07 | .13 | .10  | .05  | .52 | .68 |     |      |    |  |  |
| MARYVILLE RADIO KNIM | 5.48  | .41          | .57  | 1.45 | .30  | .01 |     | .58  | .08  |     |     | .48  |     |     |    |      | .47  | T    | .03  | T    |      | .06  | .10  |     | .02 |      |      |     |     |     |      |    |  |  |
| MEMPHIS              | 4.68  | .04          | .30  | 1.16 | .40  | T   |     | .52  | .17  | .23 |     | .12  | .20 |     |    |      | .98  | T    |      |      | .22  | .06  | .01  |     | .02 | .18  | .09  |     |     |     |      |    |  |  |
| MERCER 6 NW          | 3.84  | .05          | .23  | 1.00 | .15  | T   |     | .40  | .15  |     |     | .23  | .12 |     |    | .210 | .50  |      | .54  | 1.38 | .04  | .95  | .43  |     |     |      |      |     |     |     |      |    |  |  |
| MEXICO               | 8.18  | .07          |      | .77  | .53  |     |     | .75  | .10  |     |     | .12  |     |     |    |      | .48  | 1.78 |      | .87  | .34  | .59  | .29  | .09 | .12 | .54  | .63  | .11 |     |     |      |    |  |  |
| MIDDLETOWN 5 ENE     | 6.57  |              |      | .60  | .70  | T   |     | .88  |      |     |     | .06  |     |     |    |      | .63  |      | .46  |      |      | 1.26 | .05  | .39 | .09 | .51  | .68  | .06 |     |     |      |    |  |  |
| MILAN                | 4.39  | .22          | .17  | 1.31 | .07  | .05 | T   | .56  | .18  |     |     | .27  |     |     |    |      | .76  |      | .02  |      | .32  | .02  | .11  | T   | .33 |      |      |     |     |     |      |    |  |  |
| MOBERLY RADIO KNIM   | 3.47  |              | .16  | .63  | .05  | T   |     | .06  | .57  |     |     | .10  |     |     |    |      | .30  |      | .02  | .41  | .06  | .39  | .22  | .33 | .05 | .10  | .40  |     |     |     |      |    |  |  |
| MONETT               | 7.76  | T            |      | 1.92 | .05  | T   |     | .48  |      |     |     | 1.26 |     |     |    | 1.92 | .30  | .50  | .10  | .35  | .03  | .28  | .22  | .05 | .18 | .12  |      |     |     |     |      |    |  |  |
| MONROE CITY          | 6.78  | .15          | .84  | .56  |      |     |     | .48  | .29  |     |     | .11  |     |     |    |      | .68  | .06  |      | .88  | .12  | .70  | .08  | .09 | .43 | 1.31 |      |     |     |     |      |    |  |  |
| MOREHOUSE            | 8.32  | .32          | 1.51 | 2.53 | .45  |     |     | .42  | .29  |     |     | .01  |     |     |    |      | .64  | .45  |      | .05  | .53  | .17  | T    | .32 | .02 | .08  |      |     |     |     |      |    |  |  |
| MOSELLE              | 8.68  | .07          | .10  | .87  | .97  | .18 |     | .65  |      |     |     | .28  |     |     |    |      | .10  | .12  | .18  | .11  | .40  | 1.42 | .05  | .08 | .43 | 1.0  | 2.20 | .65 |     |     |      |    |  |  |
| MOUNTAIN GROVE 2 N   | 7.78  | T            |      | 1.15 | 1.21 | .03 | T   | .52  |      |     |     | .28  |     |     |    |      | .07  | .31  | T    | .10  | .44  | .72  | .37  | .20 | .15 | .56  | .19  | .66 | .48 | .34 |      |    |  |  |
| MOUNT VERNON 3 SW    | 6.43  |              |      | 1.83 | .06  | .01 |     | .01  | .43  |     |     | .29  |     |     |    | 1.45 | .35  | .15  | .14  | .11  | .28  | .12  | .01  | T   | .10 | .64  |      |     |     |     |      |    |  |  |
| NEBADA               | 9.76  | T            |      | 1.83 | .06  | .01 |     | .01  | .43  |     |     | .29  |     |     |    | 2.10 | .50  | .54  | 1.38 | .04  | .95  | .43  |      |     |     |      |      |     |     |     |      |    |  |  |
| NEVADA SEWAGE PLANT  | 6.33  | .13          |      | 1.12 | .22  | T   |     | .56  |      |     |     | .51  |     |     |    |      | .12  | .13  | .33  | .04  |      | .16  | 1.05 | .67 |     | .10  | .84  | .17 | .40 |     |      |    |  |  |
| NEW BOSTON           | 4.40  | .13          | .18  | 1.91 | .18  | .16 |     |      |      |     |     |      |     |     |    |      | 1.11 |      |      |      |      | .51  | .14  |     | .08 |      |      |     |     |     |      |    |  |  |
| NEW FLORENCE         | 9.22  | T            | 2.38 | 1.06 | T    |     |     | .02  | 1.80 |     |     | .16  |     |     |    |      | .42  | .44  |      | .49  | .03  | .70  | .01  | .62 | .10 | .02  | .80  | .17 |     |     |      |    |  |  |
| NEW FRANKLIN 1 W     | 4.06  |              |      | .89  | .14  |     |     | .05  | .80  |     |     | .11  |     |     |    |      | .32  | .20  |      | .06  | .14  | .68  | .11  |     | .07 | .49  | T    |     |     |     |      |    |  |  |
| NEW MADRID           | 7.45  | .23          | .28  | .07  | 3.57 | .23 |     |      |      |     |     | .22  |     |     |    |      | .28  | .53  | T    |      | .29  | .32  | .10  | .36 | .03 | .17  | T    | .11 |     |     |      |    |  |  |
| ODESSA               | 2.43  |              |      | .42  | .15  |     |     | .05  | .52  |     |     | .17  |     |     |    |      |      | .05  |      |      |      |      |      |     |     |      |      |     |     |     |      |    |  |  |
| OLDFIELD             | 8.39  | .43          |      | 2.69 | .27  |     |     | .42  |      |     |     | .44  |     |     |    |      | .91  | .25  | T    | .08  | .55  | .17  | .13  | .52 | T   | .15  | .47  | .06 | .14 | T   | .71  |    |  |  |
| OREGON               | 4.39  | .52          | 2.35 | .42  | .02  | T   |     | .26  | .24  |     |     | .19  | .04 |     |    |      | .05  | T    |      |      | .30  | .30  |      |     |     |      |      |     |     |     |      |    |  |  |
| OSCEOLA              | 4.10  |              |      | .04  | 1.07 | .02 | T   | .05  | .76  |     |     | .08  |     |     |    |      | .27  | .34  | .14  | .03  | .12  | .37  | .16  | .14 | .10 | .25  |      |     |     |     |      |    |  |  |
| OWENSVILLE           | 6.21  | .03          |      | .68  | .95  | .03 |     | .05  | .81  | .02 |     | T    |     |     |    |      | .80  | .10  | .20  | .05  | .28  | .05  | .93  | .05 | .55 | .25  | .04  | .63 | .36 | .13 |      |    |  |  |
| OZARK                | 9.56  | .60          |      | 1.30 | 1.36 |     |     | .40  |      |     |     | .45  |     |     |    |      | .20  | .82  | T    |      | 1.50 | .46  | .21  |     | .38 | .18  |      |     |     |     |      |    |  |  |
| OZARK BEACH          | 9.40  |              |      | 1.20 | 1.74 | T   |     | 1.04 |      |     |     | .33  | T   | .16 |    |      | .32  | .15  |      | .26  | .08  | .57  | .18  | .55 | .07 | .18  | .53  | .52 | .16 | .23 | 1.15 |    |  |  |
| PACIFIC              | 7.74  |              | .18  | 1.52 | 1.12 | .21 |     | .04  | .5   | .12 |     | .05  |     |     |    |      | .15  | .10  |      | .05  | .08  | .28  | .48  | .05 | .74 | 1.35 | .95  | .02 |     |     |      |    |  |  |
| PALMYRA              | 6.67  |              |      | 1.17 | .70  |     | T   | .79  |      |     |     | .05  |     |     |    |      | .45  | .04  |      | .74  |      | .90  | .03  |     | .06 | .72  | 1.02 |     |     |     |      |    |  |  |
| PARIS                | 6.88  | .09          | .03  | .69  | .56  |     |     | .60  | .04  |     |     | .07  |     |     |    |      | .18  | .08  |      | 1.08 |      | .53  | .03  | .07 | .94 | .94  | .03  |     |     |     |      |    |  |  |
| PARMA                | 7.86  | .36          |      | .52  | 3.51 | .29 | T   | .66  |      |     |     | .10  |     |     |    |      | .37  | .65  |      |      |      | .37  | .45  |     | .58 |      |      |     |     |     |      |    |  |  |
| PERRYVILLE           | 10.79 | .30          | .95  | .90  | 2.73 | .75 | .10 | .01  | .35  | .06 |     | .09  |     |     |    |      | .50  | .57  | .20  | .53  |      | .27  | .86  | .03 | .02 | .37  | .03  | .40 | .68 | .09 |      |    |  |  |
| PIERCE CITY          | 8.71  | .90          |      | 1.25 | .63  |     |     | .05  | .50  |     |     | 1.10 |     |     |    |      | .80  | 1.45 |      | .44  | .25  | .35  | .05  | .50 | .01 | .10  | .15  | .08 |     |     |      |    |  |  |
| PIERCE CITY 4 NNE    | 7.42  | .02          | T    | 1.90 | .04  | .01 |     | .02  | .02  |     |     | .60  |     |     |    |      | 2.00 | T    | .36  | .21  | .32  | .08  | .32  | .16 | .02 | .11  | .64  | .02 | .18 | .10 |      |    |  |  |
| PLEASANT HILL        | 3.73  | .25          | .05  | .33  | .15  | T   |     | .05  | .28  | .09 |     | .39  |     |     |    |      |      | .48  |      | .30  | .10  | .58  | .60  |     |     |      |      |     |     |     |      |    |  |  |
| POLO                 | 2.83  | .13          | .02  | 1.43 | .12  | .01 |     | .18  | .24  | T   |     | .15  |     |     |    |      |      | .08  |      |      |      |      | .47  |     |     |      |      |     |     |     |      |    |  |  |
| POPLAR BLUFF         | 10.99 | .37          | .97  | 1.35 | 3.03 | .61 | T   | .75  | .01  |     |     | .08  |     |     |    |      | .55  | .71  | .15  | .02  | .03  | .50  | .16  | .08 | .59 | .38  | .40  | .25 |     |     |      |    |  |  |
| PORTAGEVILLE         | 7.17  | .26          |      | .90  | 2.68 | .22 |     | .01  | .92  |     |     | .16  |     |     |    |      | .27  | .36  | .01  | .02  | .07  | .46  | .16  | .01 | .38 | .01  | .01  | .06 | .21 |     |      |    |  |  |
| PRAIRIE HILL 3 NNE   | 3.35  | .15          | .11  | .95  | .19  | .01 |     | .01  | .92  | .36 |     | .08  |     |     |    |      |      | .57  | T    |      |      | .70  | .30  |     |     |      |      |     |     |     |      |    |  |  |
| PRINCETON            | 4.19  |              |      | .31  | 1.77 |     |     | .47  | .08  |     |     | .32  |     |     |    |      |      | .59  |      |      |      | .07  | .13  |     |     |      |      |     |     |     |      |    |  |  |
| PUXICO               | 10.86 | .68          | .06  | 1.51 | 2.86 | .40 | T   | 1.56 |      |     |     | .07  |     |     |    |      | .64  | .71  |      |      |      |      |      |     |     |      |      |     |     |     |      |    |  |  |





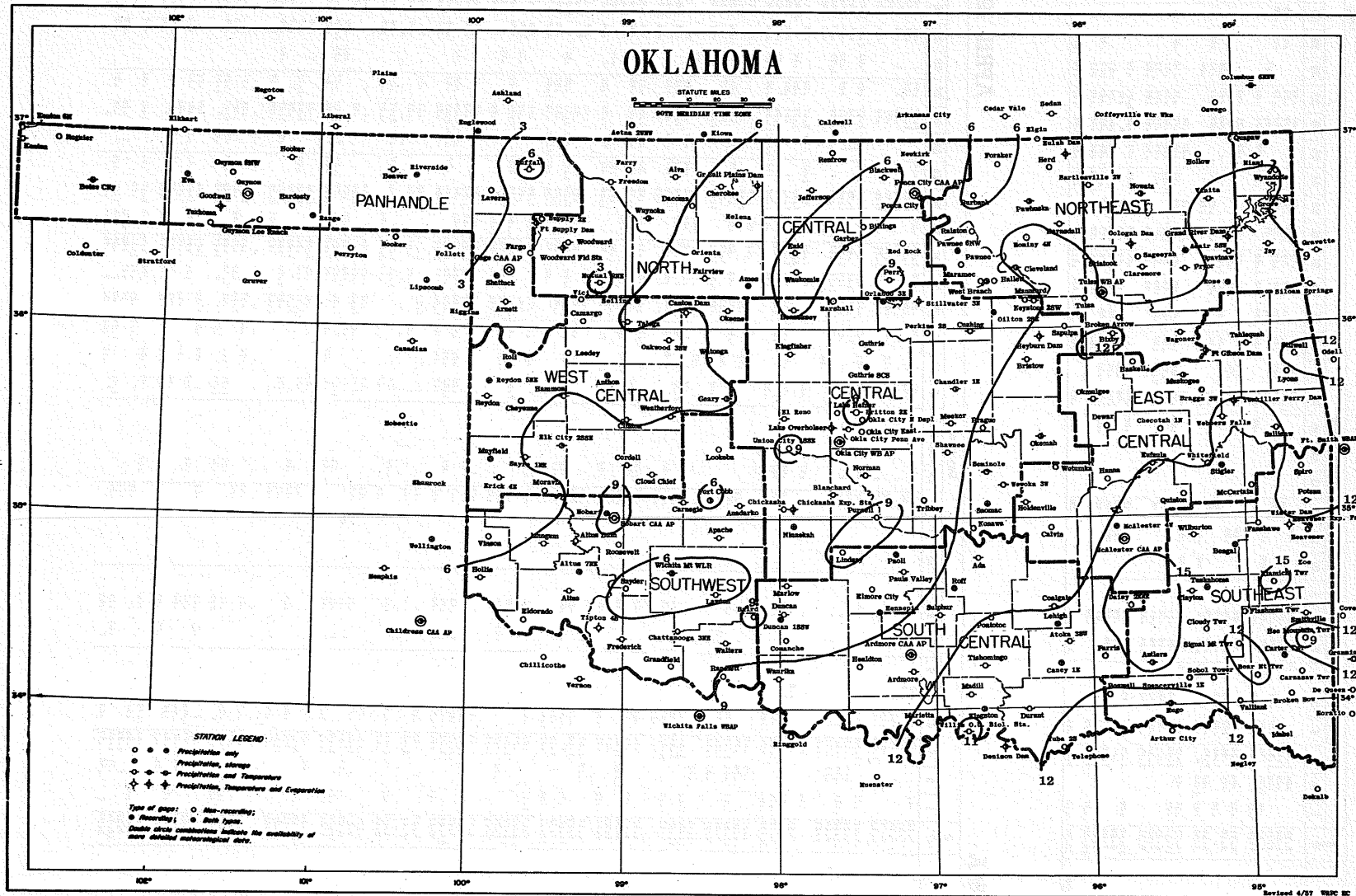


FIGURE V-4.—Location map for precipitation stations in Oklahoma with isohyets of total precipitation, April 1957.











FIGURE V-5.—Location map for precipitation stations in eastern Texas with isohyets of total precipitation, April 1957.



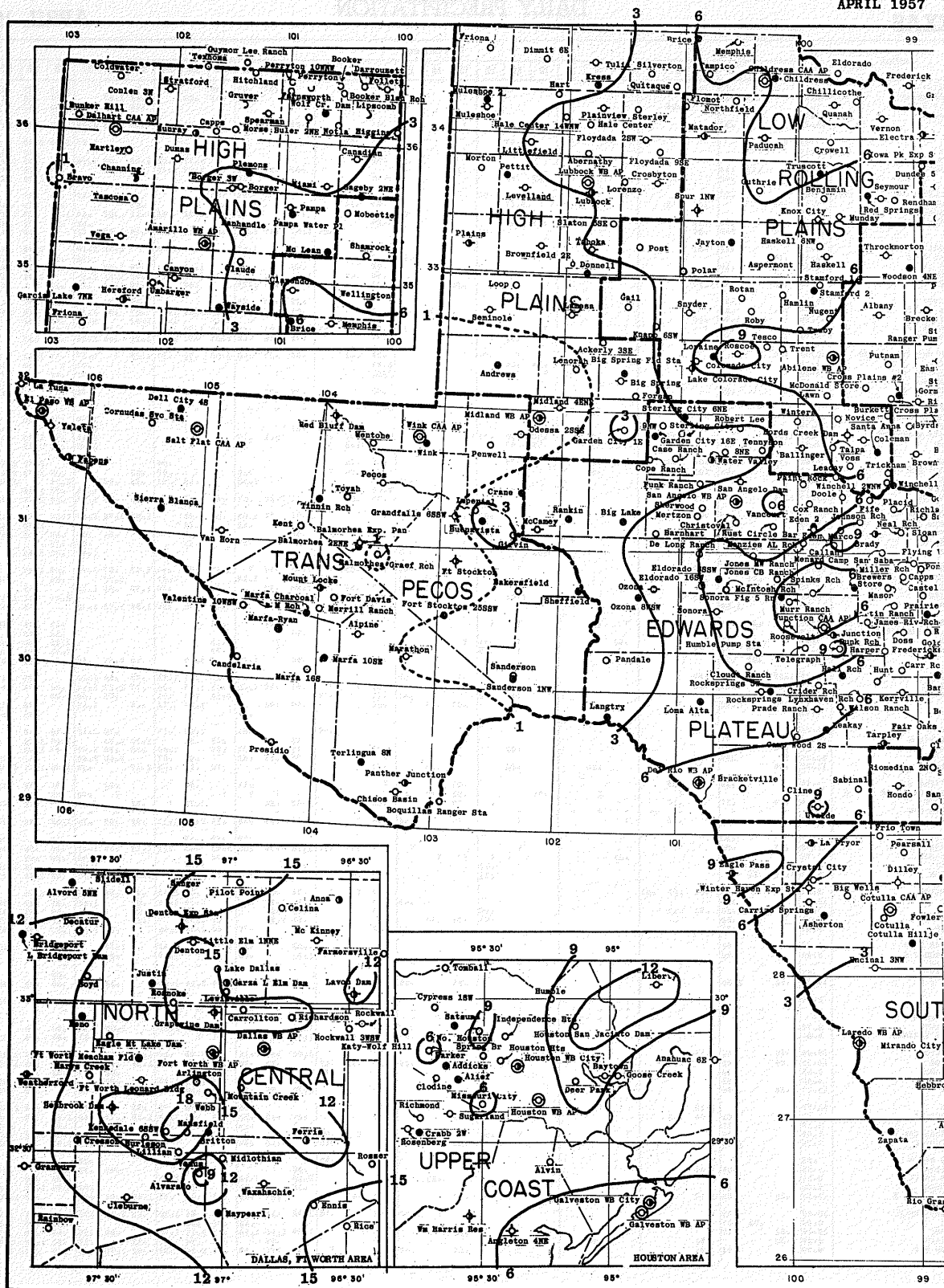


FIGURE V-6.—Location map for precipitation stations in western Texas with isohyets of total precipitation, April 1957.















# DAILY PRECIPITATION

TEXAS  
APRIL 1957

## SUPPLEMENTAL DATA

| Station        | Total | Day of month |      |      |     |   |   |     |   |     |     |     |     |    |    |    |    |     |      |      |      |      |      |      |      |      |      |      |      |      |      |     |  |
|----------------|-------|--------------|------|------|-----|---|---|-----|---|-----|-----|-----|-----|----|----|----|----|-----|------|------|------|------|------|------|------|------|------|------|------|------|------|-----|--|
|                |       | 1            | 2    | 3    | 4   | 5 | 6 | 7   | 8 | 9   | 10  | 11  | 12  | 13 | 14 | 15 | 16 | 17  | 18   | 19   | 20   | 21   | 22   | 23   | 24   | 25   | 26   | 27   | 28   | 29   | 30   | 31  |  |
| ALBANY         | 8.32  |              |      | .08  |     |   |   |     |   |     |     | .04 |     |    |    |    |    |     | .09  | .25  | .04  | .02  | .25  | .35  | 2.45 | 2.25 | 1.04 | .54  | .17  |      |      |     |  |
| ANKONA         | 10.61 | .12          | .14  | 2.02 |     |   |   |     |   |     |     |     |     |    |    |    |    | .04 | .28  | .75  | .06  | .86  | 1.29 | 1.08 | .51  | 2.04 | .42  | .29  | .11  |      |      |     |  |
| ASPERMONT      | 4.42  |              | .15  |      |     |   |   |     |   |     |     |     |     |    |    |    |    |     | .25  |      |      |      |      |      |      |      |      |      |      |      |      |     |  |
| ATLANTA        | 12.72 | .22          | 1.96 | .06  |     |   |   |     |   |     |     |     |     |    |    |    |    |     | .25  | .91  | .78  | .01  | 1.50 | 1.70 | 3.21 | 1.14 | .18  | .03  | .08  |      |      |     |  |
| BALLINGER      | 3.91  |              | .25  |      |     |   |   |     |   |     |     |     |     |    |    |    |    |     | .40  |      |      |      |      |      |      |      |      |      |      |      |      |     |  |
| BELLEVUE       | 10.80 |              | .01  | .24  |     |   |   |     |   |     |     | .07 |     |    |    |    |    |     | .08  | .08  | 1.06 | .73  | .66  |      |      |      | .90  | .40  | .40  |      |      |     |  |
| BONHAM         | 9.85  |              | .05  |      |     |   |   |     |   |     |     |     |     |    |    |    |    |     | .41  | .38  | .05  | 1.04 | .57  | 1.25 | 1.36 | .40  | 2.02 | .03  | .10  | .23  | 1.03 |     |  |
| BOYD           | 11.99 | .65          | 1.06 |      |     |   |   |     |   |     |     |     | .10 |    |    |    |    |     | .13  | .23  | .96  | .85  | .87  | .14  | .84  | 4.50 | .40  | .30  | .46  |      |      |     |  |
| BRECKENRIDGE   | 10.77 |              | .68  |      |     |   |   |     |   |     |     |     |     |    |    |    |    |     | .13  | .23  | .96  | .85  | .87  | .14  | .84  | 4.50 | .40  | .30  | .46  |      |      |     |  |
| BRENNAN        | 8.11  |              | .03  |      |     |   |   |     |   |     | .06 |     |     |    |    |    |    |     | .71  | .02  | 1.13 | .21  | 1.02 | .30  | .39  | 1.34 | .82  | .09  |      |      |      |     |  |
| BRIDGEPORT     | 10.17 |              | .26  | .34  |     |   |   |     |   |     |     |     |     |    |    |    |    |     | .16  | .86  | .76  | .08  | .37  | .57  | 2.07 | 3.85 | .20  | .46  | .19  |      |      |     |  |
| BROWNHOOD      | 8.40  |              | .13  | .05  |     |   |   |     |   |     |     |     | .10 |    |    |    |    |     | 2.15 |      |      |      | .26  | .83  | .20  | 3.58 | .09  | .11  | .90  |      |      |     |  |
| BURLYSON       | -     |              | .14  | .03  |     |   |   |     |   |     |     |     |     |    |    |    |    |     | .05  |      |      |      | .06  | 1.63 | 1.08 | 4.70 | .02  | 1.15 | .27  | .26  |      |     |  |
| CARTHAGE       | 10.63 |              | .52  | .10  |     |   |   |     |   |     |     |     |     |    |    |    |    |     | .04  | .76  | .36  |      | .17  | 1.00 | 1.48 | .02  | .06  | 1.94 | 1.02 | .33  | 1.75 |     |  |
| CISCO          | 9.04  |              | .42  |      |     |   |   |     |   |     |     |     |     |    |    |    |    |     | .36  | .37  | .93  | .09  | 1.00 | .37  |      | .06  | 1.90 | 2.75 | .45  | .61  |      |     |  |
| CLEVELAND      | 6.60  |              | .53  |      |     |   |   |     |   |     |     |     |     |    |    |    |    |     | .03  | .12  | .07  |      |      |      |      |      | 1.18 | .57  | .18  | 1.56 |      |     |  |
| CLIFTON        | 9.34  |              | .20  |      |     |   |   |     |   | .32 | .07 |     |     |    |    |    |    |     | .02  |      |      |      | .34  | 1.0  | 1.10 | .08  | 2.87 | 1.85 | 1.66 | .02  | 1.00 | .04 |  |
| COLEMAN        | 6.44  |              | .70  |      |     |   |   |     |   |     |     |     |     |    |    |    |    |     | .19  | .45  |      |      | .03  | .56  |      | 3.10 |      | .18  |      |      |      |     |  |
| COMANCHE       | 8.61  |              | .12  |      |     |   |   |     |   |     |     |     |     |    |    |    |    |     | .18  | 1.11 |      |      | .16  | 1.07 | .50  | 5.30 | .09  | .09  |      |      |      |     |  |
| COOLIDGE       | 16.99 |              | .12  |      |     |   |   |     |   |     |     |     |     |    |    |    |    |     | .68  | .88  | 1.8  | 2.23 | .38  | 3.07 | 1.75 | .97  | .14  | .88  | .04  | .30  |      |     |  |
| CORSICANA      | 16.86 |              | .10  | .27  |     |   |   |     |   |     |     |     |     |    |    |    |    |     |      |      |      |      |      |      |      |      |      |      |      |      |      |     |  |
| CROWELL        | 7.71  |              | .28  | .53  |     |   |   |     |   |     |     |     |     |    |    |    |    |     |      |      |      |      |      |      |      |      |      |      |      |      |      |     |  |
| FAIRFIELD      | 10.62 | .02          |      | .68  |     |   |   |     |   |     |     |     |     |    |    |    |    |     |      |      |      |      |      |      |      |      |      |      |      |      |      |     |  |
| GATESVILLE     | 9.58  |              | .12  |      |     |   |   |     |   |     |     |     |     |    |    |    |    |     |      |      |      |      |      |      |      |      |      |      |      |      |      |     |  |
| GRAMHAM        | 10.53 |              | .37  |      |     |   |   |     |   |     |     |     |     |    |    |    |    |     |      |      |      |      |      |      |      |      |      |      |      |      |      |     |  |
| GRANBURY       | 9.81  |              | .08  | .22  |     |   |   |     |   |     |     |     |     |    |    |    |    |     |      |      |      |      |      |      |      |      |      |      |      |      |      |     |  |
| GREENVILLE     | 18.32 | .08          | 1.62 |      |     |   |   |     |   |     |     |     | .04 |    |    |    |    |     |      |      |      |      |      |      |      |      |      |      |      |      |      |     |  |
| HAMILTON       | 10.65 |              | .23  |      |     |   |   |     |   |     |     |     |     |    |    |    |    |     |      |      |      |      |      |      |      |      |      |      |      |      |      |     |  |
| HEARNE         | 12.89 |              | .21  | .06  |     |   |   |     |   |     |     |     |     |    |    |    |    |     |      |      |      |      |      |      |      |      |      |      |      |      |      |     |  |
| ITASCA         | 11.42 |              | .64  | .02  |     |   |   |     |   |     |     |     |     |    |    |    |    |     |      |      |      |      |      |      |      |      |      |      |      |      |      |     |  |
| JACKSONVILLE   | 13.51 | .09          | .05  | .06  |     |   |   |     |   |     |     |     |     |    |    |    |    |     |      |      |      |      |      |      |      |      |      |      |      |      |      |     |  |
| JASPER         | 5.49  |              | .68  | .06  |     |   |   |     |   |     |     |     |     |    |    |    |    |     |      |      |      |      |      |      |      |      |      |      |      |      |      |     |  |
| KEMP           | 14.18 | .10          | .58  |      |     |   |   | .04 |   |     |     |     |     |    |    |    |    |     |      |      |      |      |      |      |      |      |      |      |      |      |      |     |  |
| KNOX CITY      | -     |              | .37  |      |     |   |   |     |   |     |     |     |     |    |    |    |    |     |      |      |      |      |      |      |      |      |      |      |      |      |      |     |  |
| LAKE KICKAPOO  | 9.35  |              | .19  |      |     |   |   |     |   |     |     |     |     |    |    |    |    |     |      |      |      |      |      |      |      |      |      |      |      |      |      |     |  |
| LAMPASAS       | 8.15  |              | .03  |      |     |   |   |     |   |     |     |     |     |    |    |    |    |     |      |      |      |      |      |      |      |      |      |      |      |      |      |     |  |
| LONGVIEW       | 13.10 | .03          | .54  |      |     |   |   |     |   |     |     |     |     |    |    |    |    |     |      |      |      |      |      |      |      |      |      |      |      |      |      |     |  |
| MADISONVILLE   | 13.94 |              | .06  | .15  |     |   |   |     |   |     |     |     |     |    |    |    |    |     |      |      |      |      |      |      |      |      |      |      |      |      |      |     |  |
| MARBLE FALLS   | 10.87 |              | .08  |      |     |   |   |     |   |     |     |     |     |    |    |    |    |     |      |      |      |      |      |      |      |      |      |      |      |      |      |     |  |
| MARSHALL       | 12.85 | .06          | .88  | .21  |     |   |   |     |   |     |     |     |     |    |    |    |    |     |      |      |      |      |      |      |      |      |      |      |      |      |      |     |  |
| MASON          | 5.62  |              | .10  |      |     |   |   |     |   |     |     |     |     |    |    |    |    |     |      |      |      |      |      |      |      |      |      |      |      |      |      |     |  |
| MC KINNEY      | 14.08 | .10          | .52  | .02  |     |   |   |     |   |     |     |     |     |    |    |    |    |     |      |      |      |      |      |      |      |      |      |      |      |      |      |     |  |
| NEW BOSTON     | 12.17 | 1.13         | 2.94 |      |     |   |   |     |   |     |     |     |     |    |    |    |    |     |      |      |      |      |      |      |      |      |      |      |      |      |      |     |  |
| NOCONA         | 9.77  |              | .23  | .15  |     |   |   |     |   |     |     |     |     |    |    |    |    |     |      |      |      |      |      |      |      |      |      |      |      |      |      |     |  |
| PADUCAH        | 7.95  |              | .20  |      |     |   |   |     |   |     |     |     |     |    |    |    |    |     |      |      |      |      |      |      |      |      |      |      |      |      |      |     |  |
| PARIS          | 10.98 | .04          | .15  | 1.24 |     |   |   |     |   |     |     |     |     |    |    |    |    |     |      |      |      |      |      |      |      |      |      |      |      |      |      |     |  |
| QUITMAN        | -     |              | .02  | 1.01 | .04 |   |   |     |   |     |     |     |     |    |    |    |    |     |      |      |      |      |      |      |      |      |      |      |      |      |      |     |  |
| RUGBY          | 12.06 | .21          | 1.55 |      |     |   |   |     |   |     |     |     |     |    |    |    |    |     |      |      |      |      |      |      |      |      |      |      |      |      |      |     |  |
| SAN SABA       | 6.80  |              | .10  |      |     |   |   |     |   |     |     |     |     |    |    |    |    |     |      |      |      |      |      |      |      |      |      |      |      |      |      |     |  |
| SEYMOUR        | 4.00  |              |      |      |     |   |   |     |   |     |     |     |     |    |    |    |    |     |      |      |      |      |      |      |      |      |      |      |      |      |      |     |  |
| STEPHENVILLE   | -     |              | .31  |      |     |   |   |     |   |     |     |     |     |    |    |    |    |     |      |      |      |      |      |      |      |      |      |      |      |      |      |     |  |
| STRAWN         | 8.71  |              | .09  |      |     |   |   |     |   |     |     |     |     |    |    |    |    |     |      |      |      |      |      |      |      |      |      |      |      |      |      |     |  |
| SWEETWATER     | 5.36  |              | .07  |      |     |   |   |     |   |     |     |     |     |    |    |    |    |     |      |      |      |      |      |      |      |      |      |      |      |      |      |     |  |
| TEMPLE         | 8.47  |              | .20  |      |     |   |   |     |   |     |     |     |     |    |    |    |    |     |      |      |      |      |      |      |      |      |      |      |      |      |      |     |  |
| TERRELL        | 12.85 | .09          | 1.58 | .04  |     |   |   |     |   |     |     |     |     |    |    |    |    |     |      |      |      |      |      |      |      |      |      |      |      |      |      |     |  |
| THROCKMORTON   | 7.78  |              | .40  |      |     |   |   |     |   |     |     |     |     |    |    |    |    |     |      |      |      |      |      |      |      |      |      |      |      |      |      |     |  |
| TYLER          | 17.18 | .02          | .41  | .13  |     |   |   |     |   |     |     |     |     |    |    |    |    |     |      |      |      |      |      |      |      |      |      |      |      |      |      |     |  |
| WALNUT SPRINGS | -     |              | .08  |      |     |   |   |     |   |     |     |     |     |    |    |    |    |     |      |      |      |      |      |      |      |      |      |      |      |      |      |     |  |
| WAXAHACHIE     | 10.36 |              | .40  |      |     |   |   |     |   |     |     |     |     |    |    |    |    |     |      |      |      |      |      |      |      |      |      |      |      |      |      |     |  |
| WEST           | 14.07 |              | .20  |      |     |   |   |     |   |     |     |     |     |    |    |    |    |     |      |      |      |      |      |      |      |      |      |      |      |      |      |     |  |

TEXAS  
DELAYED DATA

| Station              | Total | Day of month |     |     |   |   |   |   |   |   |     |    |    |    |    |    |    |    |    |    |    |    |    |    |    |    |    |    |    |    |    |    |  |
|----------------------|-------|--------------|-----|-----|---|---|---|---|---|---|-----|----|----|----|----|----|----|----|----|----|----|----|----|----|----|----|----|----|----|----|----|----|--|
|                      |       | 1            | 2   | 3   | 4 | 5 | 6 | 7 | 8 | 9 | 10  | 11 | 12 | 13 | 14 | 15 | 16 | 17 | 18 | 19 | 20 | 21 | 22 | 23 | 24 | 25 | 26 | 27 | 28 | 29 | 30 | 31 |  |
| APRIL 1957           |       |              |     |     |   |   |   |   |   |   |     |    |    |    |    |    |    |    |    |    |    |    |    |    |    |    |    |    |    |    |    |    |  |
| BALMORHEA EXP PAN    | .32   |              |     |     |   |   |   |   |   |   |     |    |    |    |    |    |    |    |    |    |    |    |    |    |    |    |    |    |    |    |    |    |  |
| BUCHANAN DAM         | 9.52  | .91          | .03 |     |   |   |   |   |   |   |     |    |    |    |    |    |    |    |    |    |    |    |    |    |    |    |    |    |    |    |    |    |  |
| COLLEGE STATION 7 SW | -     |              | .10 |     |   |   |   |   |   |   |     |    |    |    |    |    |    |    |    |    |    |    |    |    |    |    |    |    |    |    |    |    |  |
| GILMER 2 S           | 15.60 |              | .35 | .15 |   |   |   |   |   |   | .30 |    |    |    |    |    |    |    |    |    |    |    |    |    |    |    |    |    |    |    |    |    |  |
| LAKE KICKAPOO        | 8.92  |              | .08 | .10 |   |   |   |   |   |   |     |    |    |    |    |    |    |    |    |    |    |    |    |    |    |    |    |    |    |    |    |    |  |
| MANSFIELD DAM        | 12.14 | .85          | .08 | .05 |   |   |   |   |   |   |     |    |    |    |    |    |    |    |    |    |    |    |    |    |    |    |    |    |    |    |    |    |  |



3. HOURLY PRECIPITATION DATA, APRIL 1957

ARKANSAS  
 KANSAS  
 MISSOURI  
 OKLAHOMA  
 TEXAS

ARKANSAS

HOURLY PRECIPITATION

APRIL 1957

| Station              | A. M. Hour Ending |     |     |     |     |     |     |     |     |     |     |     | P. M. Hour Ending |     |     |     |     |     |     |     |     |     |     |      | Total |
|----------------------|-------------------|-----|-----|-----|-----|-----|-----|-----|-----|-----|-----|-----|-------------------|-----|-----|-----|-----|-----|-----|-----|-----|-----|-----|------|-------|
|                      | 1                 | 2   | 3   | 4   | 5   | 6   | 7   | 8   | 9   | 10  | 11  | 12  | 1                 | 2   | 3   | 4   | 5   | 6   | 7   | 8   | 9   | 10  | 11  | 12   |       |
|                      | -1st-             |     |     |     |     |     |     |     |     |     |     |     |                   |     |     |     |     |     |     |     |     |     |     |      |       |
| ALICIA               | .05               | .08 | .21 | .20 | .30 | .93 | .13 | .05 | .08 | .02 |     |     |                   |     |     |     |     |     |     |     |     |     |     |      | 2.05  |
| ALUM FORK            | .24               | .06 | .01 |     |     |     | .01 | .02 | .03 |     |     |     |                   |     |     |     |     |     |     |     |     |     |     |      | .37   |
| ALY                  | .28               | .14 | .02 |     |     |     |     |     |     |     |     |     |                   |     |     |     |     |     |     |     |     |     |     |      | .44   |
| ANTOINE              | .02               | .32 | .63 | .10 |     |     |     |     |     |     |     |     |                   |     |     |     |     |     |     |     |     |     |     |      | 1.07  |
| APPLETON             | .01               | .12 | .01 | .02 | .05 |     |     |     |     |     |     |     |                   |     |     |     |     |     |     |     |     |     |     |      | .21   |
| ARKADELPHIA          | .02               | .05 | .20 | .70 | .13 | .02 | .02 |     |     |     |     |     |                   |     |     |     |     |     |     |     |     |     |     | .64  |       |
| AUGUSTA              | .08               | .20 | .10 | .10 | .02 | .15 | .10 | .02 |     |     |     |     |                   |     |     |     |     |     |     |     |     |     |     |      | .77   |
| BATESVILLE LVSTK     |                   |     | .05 | .07 | .07 | .01 |     |     |     |     |     |     |                   |     |     |     |     |     |     |     |     |     |     | .20  |       |
| BATESVILLE L + D 1   |                   | .01 | .04 | .13 | .02 |     |     |     |     |     |     |     |                   |     |     |     |     |     |     |     |     |     |     | .20  |       |
| BEAR CREEK LAKE      | .05               | .20 | .30 | .09 | .01 | .15 | .05 | .03 | .07 | .05 |     |     |                   |     |     |     |     |     |     |     |     |     |     |      | 1.00  |
| BEEBE                |                   |     |     |     |     |     |     |     |     |     |     |     |                   |     |     |     |     |     |     |     |     |     |     |      | -     |
| BLAKELY MOUNTAIN DAM | .10               |     |     |     |     |     |     |     |     |     |     |     |                   |     |     |     |     |     |     |     |     |     |     | .10  |       |
| BLUE MOUNTAIN DAM    | .01               | .02 | .02 |     | .03 | .02 |     |     |     |     |     |     |                   |     |     |     |     |     |     |     |     |     |     | .10  |       |
| BOTKINBURG           |                   |     |     |     | .05 | .03 | .02 |     |     |     |     |     |                   |     |     |     |     |     |     |     |     |     |     | .10  |       |
| BRINKLEY             | .05               | .09 | .16 | .10 | .36 | .13 | .40 | .11 | .04 | .01 |     |     |                   |     |     |     |     |     |     |     |     |     |     | 1.45 |       |
| BULL SHOALS DAM      |                   |     |     |     |     |     |     | .01 | .04 | .01 | .01 |     |                   |     |     |     |     |     |     |     |     |     |     | .07  |       |
| CAMDEN 2             |                   |     |     |     |     |     |     |     |     |     |     |     |                   |     |     |     |     |     |     |     |     |     |     | -    |       |
| CARPENTER DAM        | .08               |     |     |     |     |     |     | .03 |     |     |     |     |                   |     |     |     |     |     |     |     |     |     |     | .11  |       |
| COMRS 3 SE           |                   |     |     |     |     |     |     |     |     |     |     |     |                   |     |     |     |     |     |     |     |     |     |     | -    |       |
| CORNING              |                   |     | .04 | .18 | .05 | .16 | .02 |     |     |     |     |     |                   |     |     |     |     |     |     |     |     |     |     | .45  |       |
| DAISY                | .05               | .01 | .01 |     |     |     |     |     |     |     |     |     |                   |     |     |     |     |     |     |     |     |     |     | .07  |       |
| DANVILLE SCS         | .05               | .09 | .05 | .05 | .36 | .02 |     | .01 | .03 | .03 |     |     |                   |     |     |     |     |     |     |     |     |     |     | .19  |       |
| DUMAS 2              | .02               | .01 |     |     |     |     |     |     |     |     |     |     |                   |     |     |     |     |     |     |     |     |     |     | .53  |       |
| FOREMAN              | .02               |     |     |     |     |     |     |     |     |     |     |     |                   |     |     |     |     |     |     |     |     |     |     | .02  |       |
| FORREST CITY         | .02               | .18 | .30 | .32 | .18 | .08 | .03 | .01 | .01 | .04 | .01 |     |                   |     |     |     |     |     |     |     |     |     |     | 1.18 |       |
| GILBERT              |                   | .01 | .01 |     |     |     |     |     |     |     |     |     |                   |     |     |     |     |     |     |     |     |     |     | .02  |       |
| HARDY                |                   | .07 | .06 | .10 | .06 | .14 | .26 | .31 | .07 | .02 |     |     |                   |     |     |     |     |     |     |     |     |     |     | 1.09 |       |
| HEBER SPRINGS 3 SW   |                   | .03 | .04 | .03 |     |     |     |     |     |     |     |     |                   |     |     |     |     |     |     |     |     |     |     | .10  |       |
| HOPE 3 NE            | .67               | .36 | .13 |     |     |     |     |     |     |     |     |     |                   |     |     |     |     |     |     |     |     |     |     | 1.16 |       |
| HUTTIG DAM           | .03               | .03 | .23 | .11 | .02 |     | .01 | .01 | .03 | .01 |     |     |                   |     |     |     |     |     |     |     |     |     |     | .31  |       |
| KINGSLAND 3 SSE      | .09               | .25 | .20 | .11 | .04 |     | .01 | .01 | .03 | .01 |     |     |                   |     |     |     |     |     |     |     |     |     |     | .75  |       |
| LITTLE ROCK WB AP    | .17               | .03 | .01 | .05 | .03 |     |     |     |     |     |     |     |                   |     |     |     |     |     |     |     |     |     |     | .29  |       |
| MAGNOLIA 5 N         | .31               | .12 | .01 | .01 | .07 | .01 |     |     |     |     |     |     |                   |     |     |     |     |     |     |     |     |     |     | .45  |       |
| MARIANNA 2 S         | .06               | .15 | .30 | .18 | .04 | .16 | .02 | .01 | .06 |     |     |     |                   |     |     |     |     |     |     |     |     |     |     |      | .98   |
| MAUMEE               |                   | .02 | .01 |     |     |     |     |     |     |     |     |     |                   |     |     |     |     |     |     |     |     |     |     | .03  |       |
| MENA                 | .04               | .01 |     | .01 | .01 |     | .01 | .03 |     |     |     |     |                   |     |     |     |     |     |     |     |     |     |     | .07  |       |
| MONTICELLO 3 S       | .04               |     | .05 | .02 | .30 | .01 | .01 | .03 |     |     |     |     |                   |     |     |     |     |     |     |     |     |     |     | .19  |       |
| MONTROSE             |                   |     |     |     |     |     |     |     |     |     |     |     |                   |     |     |     |     |     |     |     |     |     |     | .32  |       |
| MOROSAY L + D        | .05               | .24 | .01 | .02 | .01 |     | .01 | .01 | .01 |     |     |     |                   |     |     |     |     |     |     |     |     |     |     | .36  |       |
| MOUNT IDA            | .02               |     | .01 |     |     |     |     |     |     |     |     |     |                   |     |     |     |     |     |     |     |     |     |     | .03  |       |
| MOUNTAIN HOME C OF E |                   |     |     | .01 |     |     |     | .02 | .03 |     |     |     |                   |     |     |     |     |     |     |     |     |     |     | .05  |       |
| NARROWS DAM          | .01               | .03 | .01 |     |     |     |     |     |     |     |     |     |                   |     |     |     |     |     |     |     |     |     |     | .02  |       |
| NASHVILLE SCS        | .01               |     |     |     |     |     |     |     |     |     |     |     |                   |     |     |     |     |     |     |     |     |     |     | .05  |       |
| NIMROD DAM           | .18               | .25 | .01 |     |     |     | .08 | .07 | .02 | .09 |     |     |                   |     |     |     |     |     |     |     |     |     |     | .44  |       |
| NORFORK DAM          |                   |     |     |     | .01 |     | .08 | .07 | .02 | .09 |     |     |                   |     |     |     |     |     |     |     |     |     |     | .27  |       |
| PINE BLUFF           | .01               | .10 | .15 | .50 | .04 | .01 |     |     |     |     |     |     |                   |     |     |     |     |     |     |     |     |     |     | .81  |       |
| PRESCOTT SCS         | .22               | .28 | .25 | .14 |     |     |     |     |     |     |     |     |                   |     |     |     |     |     |     |     |     |     |     | .89  |       |
| REMMEL DAM           | .03               |     |     |     |     |     |     | .01 |     |     |     |     |                   |     |     |     |     |     |     |     |     |     |     | .04  |       |
| STUTTGART 9 ESE      | .12               | .04 | .13 | .06 | .25 | .39 | .01 |     |     |     |     |     |                   |     |     |     |     |     |     |     |     |     |     | 1.00 |       |
| TEXARKANA WB AP      |                   | .05 |     |     |     |     |     |     |     |     |     |     |                   |     |     |     |     |     |     |     |     |     |     | .05  |       |
| WHEELING             |                   | .12 | .13 | .02 | .04 | .02 | .05 | .20 | .19 | .14 | .05 | .01 |                   |     |     |     |     |     |     |     |     |     |     | .72  |       |
| WING                 |                   |     | .06 | .03 |     |     |     |     |     |     |     |     |                   |     |     |     |     |     |     |     |     |     |     | .34  |       |
|                      | -2d-              |     |     |     |     |     |     |     |     |     |     |     |                   |     |     |     |     |     |     |     |     |     |     |      |       |
| ALUM FORK            |                   |     |     |     |     |     |     |     |     |     |     |     |                   |     |     |     |     |     |     |     |     |     |     | .12  |       |
| ALY                  |                   |     |     |     |     |     |     |     |     |     |     |     |                   |     |     |     |     |     |     |     |     |     |     | .12  |       |
| ANTOINE              |                   |     |     |     |     |     |     |     |     |     |     |     |                   |     |     |     |     |     |     |     |     |     |     | .09  |       |
| APPLETON             |                   |     |     |     |     |     |     |     |     |     |     |     |                   |     |     |     |     |     |     |     |     |     |     | .37  |       |
| BERRYVILLE 4 NW      |                   |     |     |     |     |     |     |     |     |     |     |     |                   |     |     |     |     |     |     |     |     |     |     | .74  |       |
| BLAKELY MOUNTAIN DAM |                   |     |     |     |     |     |     |     |     |     |     |     |                   |     |     |     |     |     |     |     |     |     |     | .46  |       |
| BLUE MOUNTAIN DAM    |                   |     |     |     |     |     |     |     |     |     |     |     |                   |     |     |     |     |     |     |     |     |     |     | .19  |       |
| BOONEVILLE           |                   |     |     |     |     |     |     |     |     |     |     |     |                   |     |     |     |     |     |     |     |     |     |     | 3.00 |       |
| BOTKINBURG           |                   |     |     |     |     |     |     |     |     |     |     |     |                   |     |     |     |     |     |     |     |     |     |     | .08  |       |
| BULL SHOALS DAM      |                   |     |     |     |     |     |     |     |     |     |     |     |                   |     |     |     |     |     |     |     |     |     |     | .18  |       |
| CARPENTER DAM        |                   |     |     |     |     |     |     |     |     |     |     |     |                   |     |     |     |     |     |     |     |     |     |     | .15  |       |
| COMPTON 2 NE         |                   |     |     |     |     |     |     |     |     |     |     |     |                   |     |     |     |     |     |     |     |     |     |     | .03  |       |
| DAISY                |                   |     |     |     |     |     |     |     |     |     |     |     |                   |     |     |     |     |     |     |     |     |     |     | .14  |       |
| DANVILLE SCS         |                   |     |     |     |     |     |     |     |     |     |     |     |                   |     |     |     |     |     |     |     |     |     |     | .20  |       |
| EUREKA SPRINGS       |                   |     |     |     |     |     |     |     |     |     |     |     |                   |     |     |     |     |     |     |     |     |     |     | .35  |       |
| FOREMAN              |                   |     |     |     |     |     |     |     |     |     |     |     |                   |     |     |     |     |     |     |     |     |     |     | .06  |       |
| FORT SMITH WB AP     |                   |     |     |     |     |     |     |     |     |     |     |     |                   |     |     |     |     |     |     |     |     |     |     | .10  |       |
| GILBERT              |                   |     |     |     |     |     |     |     |     |     |     |     |                   |     |     |     |     |     |     |     |     |     |     | .15  |       |
| HOPE 3 NE            |                   |     |     |     |     |     |     |     |     |     |     |     |                   |     |     |     |     |     |     |     |     |     |     | .25  |       |
| HUNTSVILLE           |                   |     |     |     |     |     |     |     |     |     |     |     |                   |     |     |     |     |     |     |     |     |     |     | .30  |       |
| LAMAR 2 SW           |                   |     |     |     |     |     |     |     |     |     |     |     |                   |     |     |     |     |     |     |     |     |     |     | .37  |       |
| LITTLE ROCK WB AP    |                   |     |     |     |     |     |     |     |     |     |     |     |                   |     |     |     |     |     |     |     |     |     |     | .01  |       |
| MAUMEE               |                   |     |     |     |     |     |     |     |     |     |     |     |                   |     |     |     |     |     |     |     |     |     |     | .01  |       |
| MENA                 |                   |     |     |     |     |     |     |     |     |     |     |     |                   |     |     |     |     |     |     |     |     |     |     | .45  |       |
| MOUNT IDA            |                   |     |     |     |     |     |     |     |     |     |     |     |                   |     |     |     |     |     |     |     |     |     |     | .56  |       |
| MOUNTAIN HOME C OF E |                   |     |     |     |     |     |     |     |     |     |     |     |                   |     |     |     |     |     |     |     |     |     |     | .11  |       |
| NARROWS DAM          |                   |     |     |     |     |     |     |     |     |     |     |     |                   |     |     |     |     |     |     |     |     |     |     | .13  |       |
| NASHVILLE SCS        |                   |     |     |     |     |     |     |     |     |     |     |     |                   |     |     |     |     |     |     |     |     |     |     | .20  |       |
| NIMROD DAM           |                   |     |     |     |     |     |     |     |     |     |     |     |                   |     |     |     |     |     |     |     |     |     |     | .08  |       |
| NORFORK DAM          |                   |     |     |     |     |     |     |     |     |     |     |     |                   |     |     |     |     |     |     |     |     |     |     | .41  |       |
| PARTHENON            |                   |     |     |     |     |     |     |     |     |     |     |     |                   |     |     |     |     |     |     |     |     |     |     | .20  |       |
| PRESCOTT SCS         |                   |     |     |     |     |     |     |     |     |     |     |     |                   |     |     |     |     |     |     |     |     |     |     | .25  |       |
| PYATT 1 NNW          |                   |     |     |     |     |     |     |     |     |     |     |     |                   |     |     |     |     |     |     |     |     |     |     | .04  |       |
| RAVANA 1 NE          |                   |     |     |     |     |     |     |     |     |     |     |     |                   |     |     |     |     |     |     |     |     |     |     | .18  |       |
| TEXARKANA WB AP      |                   |     |     |     |     |     |     |     |     |     |     |     |                   |     |     |     |     |     |     |     |     |     |     | .09  |       |
| WEST FORK            |                   |     |     |     |     |     |     |     |     |     |     |     |                   |     |     |     |     |     |     |     |     |     |     | .06  |       |
| WING                 |                   |     |     |     |     |     |     |     |     |     |     |     |                   |     |     |     |     |     |     |     |     |     |     | .50  |       |
|                      |                   |     |     |     |     |     |     |     |     |     |     |     |                   |     |     |     |     |     |     |     |     |     |     | .85  |       |
|                      | -3d-              |     |     |     |     |     |     |     |     |     |     |     |                   |     |     |     |     |     |     |     |     |     |     |      |       |
| ALICIA               | .03               | .11 | .56 | .03 |     |     | .02 |     |     |     | .65 | .14 | .10               | .16 | .24 | .30 | .30 | .51 | .45 | .78 | .23 | .08 | .01 | 4.70 |       |
| ALUM FORK            | .47               | .03 |     |     |     |     |     |     |     |     | .66 | .20 | .12               | .02 | .03 | .40 | .30 | .09 |     |     |     |     |     |      | 2.60  |
| ALY                  | .24               |     |     |     |     |     |     |     |     |     | .41 | .30 | .11               | .16 | .04 |     |     |     |     |     |     |     |     |      |       |

# HOURLY PRECIPITATION

ARKANSAS  
APRIL 1957

| Station              | A. M. Hour Ending |     |     |      |     |      |     |     |      |      |      |     | P. M. Hour Ending |     |      |      |      |      |     |     |     |     |     |      | Total |      |
|----------------------|-------------------|-----|-----|------|-----|------|-----|-----|------|------|------|-----|-------------------|-----|------|------|------|------|-----|-----|-----|-----|-----|------|-------|------|
|                      | 1                 | 2   | 3   | 4    | 5   | 6    | 7   | 8   | 9    | 10   | 11   | 12  | 1                 | 2   | 3    | 4    | 5    | 6    | 7   | 8   | 9   | 10  | 11  | 12   |       |      |
| CORNING              |                   |     | .04 | .43  | .24 | .04  |     |     |      |      | .02  | .12 | .40               | .15 | .25  | .25  | .13  | .12  | .30 | .42 | .50 | .33 | .15 | .10  | 3.99  |      |
| DAISY                | .01               | .01 | *   |      |     |      | .05 | .07 | 1.38 | .15  |      |     | .17               | .03 | .35  | .38  | .09  |      |     | .01 | .02 |     |     |      | 2.72  |      |
| DANVILLE SCS         | *                 | *   | *   | 1.99 |     |      |     |     | .35  | .10  | .12  |     | .08               | .05 |      | .55  | .17  | .01  |     |     |     |     |     |      | 2.54  |      |
| DUMAS 2              |                   |     |     |      |     |      |     |     |      |      |      |     |                   |     |      | .04  | .09  | .61  | .20 | .50 | .15 | .15 | .08 | .01  | 1.79  |      |
| EUREKA SPRINGS       | .48               | .08 | .05 | .40  | .43 | .07  | .10 | .29 | .31  | .27  | .16  | .03 | .04               |     | .11  | .06  | .02  |      |     |     |     | *   | *   | *    | *     |      |
| FOREMAN              |                   |     |     |      |     |      |     |     | .09  | .95  | .40  | .35 | .03               | .37 | .20  | .10  | .35  | .45  | .26 | .44 | .34 | .94 | .08 | .38  | 2.40  |      |
| FORREST CITY         |                   |     |     |      |     |      |     |     |      |      |      |     | .01               | .59 | .18  | .10  | .35  | .45  | .26 | .44 | .34 | .94 | .08 | .38  | 4.12  |      |
| FORT SMITH WB AP     | //                |     |     |      |     |      |     |     |      |      |      |     | .03               | .11 | .04  | .03  |      |      |     |     |     | *   | *   | *    | *     |      |
| GILBERT              |                   | .15 | .09 | .04  |     |      | .35 | .57 | .22  | .33  | .20  | .07 | *                 | *   | *    | *    | *    | *    | *   | *   | *   | *   | *   | *    | 5.43  |      |
| HARDY                |                   | .09 | .15 | .21  | .13 | .34  | .44 | .04 | .02  | .06  | *    | *   |                   |     |      |      |      |      |     |     |     | *   | *   | *    | 3.89  |      |
| HEBER SPRINGS 3 SW   |                   | .06 | .84 | .31  | .01 |      |     | .01 | .03  | .01  | .02  | .03 | .89               | .02 | .09  | .11  | .16  | .12  | .71 | .18 | .27 | .02 |     |      | 4.85  |      |
| HOPE 3 NE            |                   |     |     |      |     |      |     |     |      | .10  | 2.74 | .36 | .13               | .45 | .94  | .13  |      |      |     |     |     |     |     |      | 4.74  |      |
| HUNTSVILLE           |                   | .50 | .39 | .01  | .01 | .09  | .87 | .68 | .80  | .35  | .20  | .17 | .23               | .07 | .03  | .17  | .13  | .04  |     |     |     |     |     |      | 2.70  |      |
| HEITIG DAM           |                   |     |     |      |     |      |     |     |      |      |      |     |                   |     |      | .15  | .45  | 1.95 | .62 | .13 | .70 | .01 | .03 | .01  | 4.06  |      |
| KINGSLAND 3 SSE      |                   |     |     |      |     |      |     |     |      |      |      |     | .16               | .04 | .11  | .17  | .15  | .03  |     |     |     | .04 | .04 | .04  | 3.60  |      |
| LAMAR 2 SW           |                   | .30 | .27 | .38  | .05 | .10  | .05 | .04 | .73  | .58  | .12  | .20 | .83               | .75 | .11  | .39  | .38  | .16  | .48 | .10 | .02 |     |     |      | 3.59  |      |
| LITTLE ROCK WB AP    | //                |     |     |      |     |      |     |     |      | .01  |      | .36 | .20               | .10 | 1.18 | .02  | .70  | .30  |     |     |     |     |     |      | 2.80  |      |
| MAGNOLIA 5 N         |                   |     |     |      |     |      |     |     |      |      |      |     |                   |     | .01  | .79  | .22  | .23  | .50 | .40 | .50 | .19 | .83 | .23  | .15   | 4.05 |
| MARIANNA 2 S         |                   | .15 | .32 | .23  | .30 | .45  | .40 | .05 | .05  | .38  | .27  | .10 | .19               | .31 | .25  | .05  | .28  | .27  | .16 | .04 |     |     |     |      | 4.29  |      |
| MAUMEE               |                   |     | .04 | .10  | .10 | .04  | .01 |     |      | .50  | .18  | .16 | .06               | .02 | .10  | .13  | .16  |      |     |     |     |     |     |      | 1.60  |      |
| MENA                 |                   |     |     |      |     |      |     |     |      |      |      |     |                   |     |      | .07  | .44  | .46  | .15 | .34 | .08 | .01 | .01 | 1.56 |       |      |
| MONTICELLO 3 S       |                   |     |     |      |     |      |     |     |      |      |      |     |                   |     |      | .01  | 1.06 | .36  | .77 | .55 | .25 |     |     | 2.80 |       |      |
| MONTROSE             |                   |     |     |      |     |      |     |     |      |      |      |     |                   |     |      | .05  | .43  | .22  | .50 | .01 | .04 | .04 | .01 | 1.35 |       |      |
| MOROBAY L + D        |                   | .01 |     |      |     |      |     |     |      |      | .43  | .45 | .15               | .15 |      | .05  | .20  | .30  | .08 |     |     | .01 | .01 | 1.80 |       |      |
| MOUNTAIN HOME C OF E |                   | .24 | .03 | .20  | .15 | .35  | .18 | .12 | .10  | .20  | .38  | .06 | .16               | .19 | .21  | .10  | .16  | .26  | .26 | .05 |     |     |     | .38  | 3.78  |      |
| NARROWS DAM          |                   |     |     |      |     |      |     |     |      |      | .90  | .20 | .37               | .03 | .25  | .35  | .15  |      |     |     | .01 | .01 |     | 2.27 |       |      |
| NASHVILLE SCS        |                   | .12 | .04 |      |     |      |     |     |      | .01  | 1.48 | .32 | .27               | .01 | .40  | .25  | .06  |      |     |     |     |     |     | 2.80 |       |      |
| NIMROD DAM           |                   | .20 | .25 | .23  | .32 | .33  | .17 | .05 | .05  | .25  | .68  | .09 | .13               | .22 | .11  | .01  | .41  | .45  | .40 |     |     |     |     | .01  | 2.75  |      |
| NORFORK DAM          |                   | .15 | .01 | .31  | .23 | .08  | .07 | .46 | .01  | .78  | .08  | .24 | .28               | .20 | .23  | .21  | .14  | .40  | .27 | .15 | .02 |     |     | .01  | 4.37  |      |
| PARTHENON            |                   |     |     |      |     |      |     |     |      |      |      |     | .25               | .05 | .12  | .20  | .15  | .03  | .01 |     |     |     |     | .03  | 3.54  |      |
| PINE BLUFF           |                   |     |     |      |     |      |     |     |      |      |      |     | .58               | .20 | .76  | .25  | .44  | .24  | .26 | .26 | .01 | .04 |     |      | 4.01  |      |
| PRESCOTT SCS         |                   | .07 | .01 | .10  | .15 | .09  | .06 | .30 | .34  | .73  | .13  | .15 | .22               | .28 | .10  | .05  | .26  | .19  | .10 |     |     |     |     | .12  | 3.45  |      |
| PYATT 1 NW           |                   |     |     |      |     |      |     |     |      |      |      |     | .01               | .49 | .21  | 1.75 |      |      |     |     |     |     |     |      | 3.43  |      |
| RAVANA 1 NE          |                   |     |     |      |     |      |     |     |      |      |      |     | .02               | .39 | .11  | 1.4  | .69  | .20  | .08 | .01 |     |     |     | .05  | 3.40  |      |
| REMMEL DAM           |                   |     |     |      |     |      |     |     |      |      |      |     | .04               | .47 | .30  | 1.5  | .50  | .35  |     |     |     |     |     |      | 3.10  |      |
| STUTTART 9 ESE       | //                | .82 | .05 | .10  | .17 | .03  |     |     |      | 1.04 | .06  | .18 | .11               | .04 | .01  | .12  | .09  | .02  |     |     |     |     |     |      | 2.84  |      |
| TEXARKANA WB AP      |                   | .90 | .08 | .02  | .30 | 1.45 |     | .75 | .20  | .17  | .20  | .13 | .07               | .17 | .15  | .02  |      |      |     |     |     |     |     | .01  | 4.62  |      |
| WEST FORK            |                   |     | .06 | .09  | .45 | .60  | .27 | .38 | .12  | .05  | .33  | .31 | .24               | .20 | .14  | .22  | .13  | .30  | .31 | .24 | .25 | .01 |     |      | 4.70  |      |
| WHEELING             |                   | .18 | .02 | .02  | .03 | .15  |     | .02 | .06  |      | .37  | .22 | .08               | .10 | .01  |      | .34  | .25  |     |     |     |     | .02 | .03  | 1.90  |      |
| WING                 |                   |     |     |      |     |      |     |     |      |      |      |     |                   |     |      |      |      |      |     |     |     |     |     |      |       |      |
| -4th-                |                   |     |     |      |     |      |     |     |      |      |      |     |                   |     |      |      |      |      |     |     |     |     |     |      |       |      |
| ALICIA               |                   |     | .01 | .04  |     |      |     |     |      |      |      |     |                   |     |      |      |      |      |     | .03 |     |     |     |      | .08   |      |
| ALUM FORK            |                   | .02 |     |      |     |      |     |     |      |      |      |     |                   |     |      | .03  |      |      |     |     |     |     |     |      | .02   |      |
| APPLETON             |                   | .02 | .03 |      |     |      |     |     |      |      |      |     |                   |     |      |      | .10  | .05  | .11 |     |     |     |     |      | .08   |      |
| ARKADELPHIA          |                   |     |     |      |     |      |     |     |      |      |      |     |                   |     |      |      |      |      |     |     |     |     |     |      | .26   |      |
| AUGUSTA              |                   | .01 |     | .01  |     |      |     |     |      |      |      |     |                   |     |      |      |      |      |     |     |     | .01 | .03 |      | .21   |      |
| BATESVILLE LVSTK     |                   |     |     |      |     |      |     |     |      |      |      |     |                   |     |      |      |      |      |     |     |     |     |     |      | .13   |      |
| BATESVILLE L + D 1   |                   | .01 | .01 | .03  | .01 | .01  |     |     |      |      |      |     |                   |     |      |      |      |      |     |     |     |     |     |      | .30   |      |
| BEAR CREEK LAKE      |                   | .01 | .02 | .01  | .02 | .01  |     |     |      |      |      |     |                   |     |      |      |      |      |     | .03 | .01 | .06 | .04 | .11  | .14   |      |
| BERRYVILLE 4 NW      |                   | .09 | .02 | .01  | .01 | .02  |     |     |      |      |      |     |                   |     |      |      |      |      |     |     |     |     |     |      | .03   |      |
| BLAKELY MOUNTAIN DAM |                   |     | .01 | .01  | .01 | .01  |     |     |      |      |      |     |                   |     |      |      |      |      |     |     |     |     |     |      | .33   |      |
| BRINKLEY             |                   |     | .01 | .01  | .02 | .01  |     |     |      |      |      |     |                   |     |      |      |      |      | .16 | .10 |     | .01 | .01 |      | .10   |      |
| BULL SHOALS DAM      |                   | .08 |     |      | .01 | .01  |     |     |      |      |      |     |                   |     |      |      |      |      |     |     | .03 | .04 | .01 |      | .08   |      |
| CAMDEN 2             |                   |     |     |      |     |      |     |     |      |      |      |     |                   |     |      |      |      |      |     |     |     |     |     |      | .06   |      |
| COMPTON 2 NE         |                   | .04 | .01 | .01  | .02 |      |     |     |      |      |      |     |                   |     |      |      |      |      |     |     | .25 |     |     |      | .28   |      |
| CORNING              |                   |     | .01 | .01  | .02 |      |     |     |      |      |      |     |                   |     |      |      |      |      |     | .01 | .25 |     |     |      | .36   |      |
| DUMAS 2              |                   | *   | *   | *    | .14 |      |     |     |      |      |      |     |                   |     |      |      |      |      |     |     |     | .08 | .01 |      | 3.04  |      |
| EUREKA SPRINGS       |                   | *   | *   | *    |     |      |     |     |      |      |      |     |                   |     |      |      |      |      |     |     |     |     |     |      | .31   |      |
| FORREST CITY         |                   | *   | *   | 2.02 | .01 | .01  | .01 | .01 |      |      |      |     |                   |     |      |      |      | .15  | .01 |     | .27 | .01 | .01 | .02  | 3.10  |      |
| GILBERT              |                   |     |     | .21  | .04 |      |     |     |      |      |      |     |                   |     |      |      |      |      |     |     |     |     |     |      | .25   |      |
| HARDY                |                   |     |     |      |     |      |     |     |      |      |      |     |                   |     |      |      |      |      |     |     |     |     |     |      | .08   |      |
| HEBER SPRINGS 3 SW   |                   | .05 | .01 | .21  | .04 | .01  |     |     |      |      |      |     |                   |     |      |      |      |      |     |     |     |     |     |      | .23   |      |
| HOPE 3 NE            |                   |     |     |      |     |      |     |     |      |      |      |     |                   |     |      |      |      |      |     |     |     |     |     |      | .16   |      |
| HUNTSVILLE           |                   | .11 | .01 |      | .02 | .02  |     |     |      |      |      |     |                   |     |      |      |      |      |     | .33 |     |     |     |      | .13   |      |
| HEITIG DAM           |                   |     |     |      |     |      |     |     |      |      |      |     |                   |     |      |      |      |      |     | .35 | .15 | .03 | .02 |      | .55   |      |
| KINGSLAND 3 SSE      |                   |     | .01 | .01  | .01 | .01  |     |     |      |      |      |     |                   |     |      |      |      |      |     | .12 | .02 |     | .01 |      | .20   |      |
| LAMAR 2 SW           |                   |     |     |      |     |      |     |     |      |      |      |     |                   |     |      |      |      |      |     |     |     |     |     |      | .02   |      |
| LITTLE ROCK WB AP    | //                |     |     |      |     |      |     |     |      |      |      |     |                   |     |      |      |      |      |     |     | .04 |     |     |      | .04   |      |
| MAGNOLIA 5 N         |                   |     |     |      |     |      |     |     |      |      |      |     |                   |     |      |      |      |      |     | .01 | .03 | .02 | .03 | .11  | .07   |      |
| MARIANNA 2 S         |                   | .01 |     |      | .01 | .02  |     |     |      |      |      |     |                   |     |      |      |      |      |     | .03 | .04 | .01 | .02 | .03  | .11   |      |
| MAUMEE               |                   | .01 |     |      |     |      |     |     |      |      |      |     |                   |     |      |      |      |      |     |     | .08 | .02 | .03 |      | .13   |      |
| MONTICELLO 3 S       |                   |     |     |      |     |      |     |     |      |      |      |     |                   |     |      |      |      |      |     |     | .01 | .01 | .01 |      | .05   |      |
| MONTROSE             |                   |     |     |      |     |      |     |     |      |      |      |     |                   |     |      |      |      |      |     |     |     |     |     |      | .09   |      |
| MOROBAY L + D        |                   | .02 |     |      |     |      |     |     |      |      |      |     |                   |     |      |      |      |      |     | .01 | .01 | .01 | .01 |      | .05   |      |
| MOUNTAIN HOME C OF E |                   |     | .01 | .01  |     |      |     |     |      |      |      |     |                   |     |      |      |      |      |     |     |     |     |     |      | .09   |      |
| NIMROD DAM           |                   | .13 | .01 | .01  | .01 | .02  | .01 |     |      |      |      |     |                   |     |      |      |      |      |     | .03 | .01 | .02 |     |      | .23   |      |
| NORFORK DAM          |                   | .01 |     |      |     |      |     |     |      |      |      |     |                   |     |      |      |      |      |     |     |     |     |     |      | .01   |      |
| PARTHENON            |                   |     |     |      |     |      |     |     |      |      |      |     |                   |     |      |      |      |      |     |     |     |     |     |      | .18   |      |
| PINE BLUFF           |                   |     |     |      |     |      |     |     |      |      |      |     |                   |     |      |      |      |      | .08 | .06 |     | .04 |     |      | .25   |      |
| PRESCOTT SCS         |                   | .03 | .05 |      |     |      |     |     |      |      |      |     |                   |     |      |      |      |      |     | .24 | .01 |     |     |      | .08   |      |
| PYATT 1 NW           |                   |     |     |      |     |      |     |     |      |      |      |     |                   |     |      |      |      |      |     | .05 | .28 | .01 | .03 | .03  | .40   |      |
| RAVANA 1 NE          |                   |     |     |      |     |      |     |     |      |      |      |     |                   |     |      |      |      |      |     |     |     |     |     |      |       |      |











# HOURLY PRECIPITATION

ARKANSAS  
APRIL 1957

| Station              | A. M. Hour Ending |     |     |     |     |     |     |      |     |     |     |     | P. M. Hour Ending |     |     |     |     |     |     |     |     |     |      |      | Total |     |  |
|----------------------|-------------------|-----|-----|-----|-----|-----|-----|------|-----|-----|-----|-----|-------------------|-----|-----|-----|-----|-----|-----|-----|-----|-----|------|------|-------|-----|--|
|                      | 1                 | 2   | 3   | 4   | 5   | 6   | 7   | 8    | 9   | 10  | 11  | 12  | 1                 | 2   | 3   | 4   | 5   | 6   | 7   | 8   | 9   | 10  | 11   | 12   |       |     |  |
| REMEL DAM            |                   |     |     |     |     |     |     |      |     |     |     |     | .12               | .04 |     |     | .05 | .02 |     |     |     |     |      |      | .23   |     |  |
| STUTTGART 9 ESE      |                   |     |     |     |     |     |     |      |     |     |     |     |                   |     |     | .35 | .09 | .01 |     |     |     |     |      |      | .45   |     |  |
| TEXARKANA WB AP      | //                |     |     |     |     |     |     |      |     |     | .34 | .04 |                   |     |     |     |     |     |     |     |     |     |      | .40  |       |     |  |
| WALDRON              |                   |     |     |     |     |     |     |      |     |     |     | .06 |                   |     |     |     |     |     |     |     |     |     |      | .90  |       |     |  |
| WEST FORK            |                   |     |     |     |     |     |     |      |     |     |     | .05 |                   |     |     |     |     |     |     |     |     |     |      | .49  |       |     |  |
| WHEELING             |                   |     |     |     |     |     |     |      |     |     |     |     | .22               | .12 | .44 | .14 |     |     |     |     |     |     |      | .16  |       |     |  |
| WING                 |                   |     |     |     |     |     |     |      |     |     |     |     | .01               | .13 | .01 |     | .03 | .13 |     |     |     |     |      | .17  |       |     |  |
| -23d-                |                   |     |     |     |     |     |     |      |     |     |     |     |                   |     |     |     |     |     |     |     |     |     |      |      |       |     |  |
| ALICIA               |                   |     |     |     |     |     |     |      |     |     |     |     |                   |     |     | .19 | .02 |     |     |     |     |     |      |      | .21   |     |  |
| ALUM FORK            |                   |     |     |     |     | .10 | .12 | .11  | .02 |     |     | .04 |                   |     |     |     | .09 | .07 |     |     | .02 |     |      |      | .57   |     |  |
| ALY                  |                   |     |     |     |     |     |     |      |     |     |     |     |                   |     |     |     |     |     |     |     |     |     |      |      | *     |     |  |
| ANTOINE              |                   |     |     |     |     |     |     |      |     |     | .20 | .01 | .03               |     |     |     | .06 |     |     |     |     |     |      |      | .33   |     |  |
| APPLETON             |                   |     |     | .01 | .03 |     |     |      |     |     |     |     |                   |     |     |     | .05 | .02 |     |     |     |     |      |      | .12   |     |  |
| ARKADELPHIA          |                   |     |     |     |     |     |     |      |     |     |     |     |                   |     |     |     |     |     |     |     |     |     |      |      | *     |     |  |
| AUGUSTA              |                   |     |     |     |     |     |     |      |     |     |     |     |                   |     | .01 | .01 |     |     | .01 | .01 | .05 |     |      |      | .10   |     |  |
| BATESVILLE LVSTK     |                   |     |     |     |     |     |     |      |     |     |     |     |                   |     |     |     |     |     | .01 | .04 |     |     |      |      | .07   |     |  |
| BATESVILLE L + D 1   |                   |     |     |     |     |     |     |      |     |     |     | .01 | .03               |     |     |     | .02 |     |     |     |     |     |      |      | .08   |     |  |
| BERRYVILLE 4 NW      |                   | .01 | .06 | .15 | .03 | .02 |     | .02  | .01 |     |     |     |                   |     |     |     |     | .02 |     |     |     |     |      |      | .32   |     |  |
| BLAKELY MOUNTAIN DAM |                   |     |     |     |     |     | .09 |      |     |     | .01 | .04 | .01               |     |     |     | .03 | .01 | .10 | .02 |     |     |      | .36  |       |     |  |
| BLUE MOUNTAIN DAM    | .02               | .03 |     | .02 | .33 | .04 | .01 | .01  | .06 |     | .22 | .08 | .05               |     | .05 | .05 | .02 | .03 | .01 | .01 |     |     |      | 1.02 |       |     |  |
| BOONEVILLE           |                   |     | .10 | .53 | .07 |     | .07 | .03  | .05 |     | .17 | .05 | .08               |     | .02 | .03 |     |     |     |     |     |     |      | 1.20 |       |     |  |
| BOTKINBURG           |                   |     | .05 |     | .01 |     | .01 |      | .02 |     | .01 |     |                   |     |     |     |     |     |     |     |     |     |      | .10  |       |     |  |
| BRINKLEY             |                   |     |     |     |     |     |     |      |     |     |     |     |                   |     |     |     |     |     |     |     |     |     |      | .07  |       |     |  |
| BULL SHOALS DAM      |                   |     |     |     | .10 |     |     |      |     |     | .02 | .01 |                   |     |     |     |     |     |     |     | .01 | .01 | .05  | .13  |       |     |  |
| CAMDEN 2             |                   |     |     |     |     |     |     |      |     |     |     | .01 | .01               | .01 | .06 | .01 | .01 | .01 | .54 | .02 | .02 | .01 |      | .70  |       |     |  |
| CARPENTER DAM        |                   |     |     |     |     |     | .15 | .14  | .04 |     | .02 | .01 | .01               |     | .02 | .02 | .06 | .14 | .01 | .01 |     |     |      | .61  |       |     |  |
| COMPTON 2 NE         | .01               |     |     | .09 | .06 | .02 |     | .03  | .01 |     | .03 | .03 |                   |     | .02 | .02 | .02 |     |     |     |     |     |      | .35  |       |     |  |
| CORNING              |                   |     |     |     |     |     |     |      |     |     |     |     |                   |     |     |     |     | .02 | .02 |     |     |     |      | .02  |       |     |  |
| DAISY                |                   |     |     | .01 | .03 | .10 |     | .30  | .40 | .23 | .09 | .03 |                   |     | .02 | .03 | .05 | .05 | .01 |     |     |     |      | 1.31 |       |     |  |
| DANVILLE SCS         |                   |     |     |     |     |     | .04 | .06  | .05 | .05 | .10 | .10 | .15               |     | .03 | .04 |     | .02 |     |     |     |     |      | .63  |       |     |  |
| DUMAS 2              |                   |     |     |     |     |     |     | .01  |     | .01 | .01 | .01 |                   |     |     |     |     |     | .01 | .01 | .09 |     |      | .15  |       |     |  |
| EUREKA SPRINGS       | .01               |     | .12 | .02 | .03 | .05 | .15 | .02  | .02 | .21 | .23 | .12 |                   | .01 | .02 | .14 | .05 |     |     | .01 | .01 | .09 |      | .25  |       |     |  |
| FOREMAN              |                   |     |     |     |     |     |     |      |     |     |     |     |                   |     | .26 | .20 | .14 |     |     |     |     |     |      | 1.45 |       |     |  |
| FORREST CITY         |                   |     |     |     |     |     |     |      |     |     |     |     |                   |     |     |     |     |     |     |     | .01 | .29 | .21  | .51  |       |     |  |
| FORT SMITH WB AP     | //                |     | .37 | .09 | .04 | .06 | .05 | .02  | .03 | .04 | .08 | .07 |                   | .06 | .06 | .01 |     |     |     |     |     |     |      | .92  |       |     |  |
| GILBERT              |                   | .01 | .01 | .01 | .06 |     |     | .01  |     | .02 | .08 |     |                   |     |     |     | .03 | .06 |     | .03 | .01 |     |      | .21  |       |     |  |
| HARDY                |                   |     |     |     |     |     |     |      |     |     |     |     |                   |     |     |     |     |     |     |     |     |     |      | .04  |       |     |  |
| HEBER SPRINGS 3 SW   |                   |     |     |     |     |     |     |      |     |     |     |     |                   | .03 |     |     | .02 | .03 | .01 |     |     |     |      | .09  |       |     |  |
| HOPE 3 NE            |                   |     |     |     |     |     |     |      |     |     |     |     |                   |     | .09 | .15 |     |     |     |     |     |     |      | .29  |       |     |  |
| HUNTSVILLE           | *                 | *   | *   | *   | *   | *   |     | .85  |     | .01 | .04 | .03 |                   | .01 | .04 | .01 |     |     |     |     |     |     |      | .99  |       |     |  |
| HUTTIG DAM           |                   |     |     |     |     |     |     |      |     |     |     |     |                   |     |     |     |     |     |     | .03 | .02 | .01 | .04  | .10  |       |     |  |
| KINGSLAND 3 SSE      |                   |     |     |     |     |     |     |      |     |     |     |     |                   | .10 | .05 | .05 |     | .10 | .14 | .01 |     |     |      | .35  |       |     |  |
| LAMAR 2 SW           |                   |     | .10 | .02 |     |     |     | .08  | .08 | .17 | .03 | .02 |                   | .10 |     | .10 |     |     |     |     |     |     |      | .72  |       |     |  |
| LITTLE ROCK WB AP    | //                |     |     |     |     |     |     |      |     |     |     |     |                   |     |     |     |     |     | .12 | .02 |     |     |      | .16  |       |     |  |
| MAGNOLIA 5 N         |                   |     |     |     |     |     |     |      |     |     |     |     |                   | .06 | .11 | .02 | .53 |     |     |     |     |     |      | .88  |       |     |  |
| MARIANNA 2 S         |                   |     |     |     |     |     |     |      |     |     |     |     |                   |     |     |     |     |     |     |     |     | .20 |      | .20  |       |     |  |
| MAUMEE               |                   |     |     | .19 | .01 | .04 |     |      |     | .04 | .18 | .13 |                   | .13 | .14 | .12 |     | .03 | .12 |     | .02 | .01 |      | .59  |       |     |  |
| MEHA                 |                   |     | .01 | .09 | .03 | .21 | .14 | .03  |     | .04 |     |     |                   | .08 |     |     |     |     |     |     |     |     |      | 1.28 |       |     |  |
| MONTICELLO 3 S       |                   |     |     |     |     |     |     |      |     |     |     |     |                   |     |     |     |     |     |     |     | .17 | .02 |      | .19  |       |     |  |
| MONTROSE             |                   |     |     |     |     |     |     |      |     |     |     |     |                   |     |     |     |     |     |     |     |     |     |      | .08  |       |     |  |
| MOROBAV L + D        |                   |     |     |     |     |     |     |      |     |     |     |     |                   |     |     |     |     |     |     |     |     |     |      | .70  |       |     |  |
| MOUNT IDA            |                   |     |     |     |     | .17 | .55 | .05  | .20 | .10 | .15 | .07 |                   |     |     | .02 |     |     |     | .05 | .47 | .15 | .02  | .01  |       |     |  |
| MOUNTAIN HOME C OF E |                   |     |     | .05 |     |     | .04 |      |     | .02 |     |     |                   |     |     |     |     |     |     | .02 |     |     |      | .13  |       |     |  |
| NARROWS DAM          |                   |     |     |     |     |     | .15 | .10  | .10 | .37 | .02 | .12 |                   | .02 | .01 | .01 | .13 | .01 | .03 |     |     |     |      | 1.07 |       |     |  |
| NASHVILLE SCS        |                   |     |     |     |     |     | .15 | 1.00 |     | .01 | .29 | .05 |                   | .07 | .02 | .17 | .03 | .02 |     |     |     |     |      | 1.81 |       |     |  |
| NIMROD DAM           |                   |     |     |     |     |     | .04 | .03  | .02 | .01 | .01 |     |                   |     | .02 | .01 | .09 | .02 |     |     |     |     |      | .25  |       |     |  |
| NORFORK DAM          |                   |     |     |     |     |     |     |      |     |     |     |     |                   |     |     |     |     |     |     |     |     |     |      | .03  |       |     |  |
| PARTHENON            |                   |     |     | .05 | .20 | .05 | .01 | .01  | .02 |     | .08 |     |                   | .05 | .05 | .05 |     |     |     |     |     |     |      | .55  |       |     |  |
| PINE BLUFF           |                   |     |     |     |     |     |     |      |     |     |     |     |                   |     |     |     |     |     |     |     |     |     |      | .35  |       |     |  |
| PRESOTT SCS          |                   |     |     |     |     |     |     |      |     | .02 | .01 |     |                   |     | .09 | .01 |     |     |     |     |     |     |      | .41  |       |     |  |
| PYATT 1 NNW          |                   | .01 | .01 | .06 | .06 |     |     |      |     |     |     |     |                   |     |     |     | .05 |     |     |     |     |     |      | .19  |       |     |  |
| RAVANA 1 NE          |                   |     |     |     |     |     |     |      |     | .16 | .19 | *   | *                 | *   | *   | *   |     |     |     |     |     |     |      | 1.00 |       |     |  |
| REMEL DAM            |                   |     |     |     |     |     |     |      |     |     |     |     |                   |     |     |     | .04 |     | .03 | .02 | .03 |     |      | .53  |       |     |  |
| STUTTGART 9 ESE      | //                |     |     |     |     |     |     | .08  | .14 | .04 | .02 | .15 |                   | .03 | .17 | .21 | .03 | .01 |     | .01 | .18 | .01 |      | .20  |       |     |  |
| TEXARKANA WB AP      |                   |     |     |     |     |     |     | .07  | .07 | .06 | .14 | .08 | .09               |     | .02 | .08 | .04 | .02 |     |     |     |     |      | 1.23 |       |     |  |
| WALDRON              |                   | .01 | .29 | .21 | .05 | .07 | .07 | .06  | .01 | .03 | .01 | .06 |                   | .04 | .05 |     |     |     |     |     |     |     |      | .60  |       |     |  |
| WEST FORK            |                   | .07 | .21 | .07 | .05 |     |     |      |     |     |     |     |                   |     |     |     |     |     |     |     |     |     |      | .04  |       |     |  |
| WHEELING             |                   |     | .02 |     | .01 |     | .02 | .06  | .19 | .12 | .13 | .15 |                   | .02 | .02 | .01 | .02 |     |     |     |     |     |      | .77  |       |     |  |
| WING                 |                   |     |     |     |     |     |     |      |     |     |     |     |                   |     |     |     |     |     |     |     |     |     |      |      |       |     |  |
| -24th-               |                   |     |     |     |     |     |     |      |     |     |     |     |                   |     |     |     |     |     |     |     |     |     |      |      |       |     |  |
| ALICIA               |                   |     |     |     |     |     |     |      |     |     |     |     |                   |     |     |     |     |     |     |     |     | .21 | .24  | 1.00 | 1.20  |     |  |
| ALUM FORK            |                   |     |     |     |     |     |     |      |     |     |     |     |                   |     |     |     |     |     |     |     |     |     | .24  | .15  | .60   |     |  |
| ALY                  |                   |     |     |     |     |     |     |      |     |     |     |     |                   |     |     |     |     |     |     |     | *   | *   | 1.94 | 1.94 |       |     |  |
| ANTOINE              |                   |     |     |     |     |     |     |      |     |     |     |     |                   |     |     |     |     |     |     |     | .03 | .32 | .12  | .05  | .52   |     |  |
| APPLETON             |                   |     |     |     |     |     |     |      |     |     |     |     |                   |     |     |     |     |     |     |     |     | .09 | .17  | .20  | .59   |     |  |
| ARKADELPHIA          |                   |     |     |     |     |     |     |      |     |     |     |     |                   |     |     |     |     |     |     |     | *   | *   | *    | *    | *     |     |  |
| AUGUSTA              |                   |     |     |     |     |     |     |      |     |     |     |     |                   |     |     |     |     |     |     |     |     |     | .17  | .25  | .37   |     |  |
| BATESVILLE LVSTK     |                   |     |     |     |     |     |     |      |     |     |     |     |                   |     |     |     |     |     |     |     |     |     |      | .40  | .25   |     |  |
| BATESVILLE L + D 1   |                   |     |     |     |     |     |     |      |     |     |     |     |                   |     |     |     |     |     |     |     |     |     | .15  | .28  | .43   |     |  |
| BEAR CREEK LAKE      |                   |     |     |     |     |     |     |      |     |     |     |     |                   |     |     |     |     |     |     |     |     |     |      | .18  | .18   |     |  |
| BERRYVILLE 4 NW      |                   |     |     |     |     |     |     |      |     |     |     |     |                   |     |     |     |     |     |     |     |     |     | .04  | .01  | .05   |     |  |
| BLAKELY MOUNTAIN DAM |                   |     |     |     |     |     |     |      |     |     |     |     |                   |     |     |     |     |     |     |     |     | .40 | .35  | .25  | 1.00  |     |  |
| BLUE MOUNTAIN DAM    |                   |     |     |     |     |     |     |      |     |     |     |     |                   |     |     |     |     |     |     |     |     |     | .85  | .25  | .15   | .12 |  |
| BOONEVILLE           |                   |     |     |     |     |     |     |      |     |     |     |     |                   | .01 | .40 | .30 | .15 | .22 | .05 | .06 | .01 |     |      | .01  | 1.20  |     |  |
| BOTKINBURG           |                   |     |     |     |     |     |     |      |     |     |     |     |                   |     |     |     | .02 | .01 | .22 | .15 | .27 | .08 |      |      | .75   |     |  |
| BULL SHOALS DAM      |                   |     |     |     |     |     |     |      |     |     |     |     |                   |     |     |     |     |     |     |     |     | .04 | .06  | .28  | .02   | .10 |  |
| BRINKLEY             |                   | .05 | .07 |     |     |     |     |      |     |     |     |     |                   |     |     |     |     |     |     |     |     |     | .85  | .10  | .05   | .01 |  |
| BULL SHOALS DAM      |                   |     |     |     |     |     |     |      |     |     |     |     |                   |     |     |     |     |     |     |     |     |     | .70  | .25  | .05   | .01 |  |
| CAMDEN 2             |                   |     |     |     |     |     |     |      |     |     |     |     |                   |     |     |     |     |     |     |     |     |     | .02  | .25  | .08   | .04 |  |
| CARPENTER DAM        |                   |     |     |     |     |     |     |      |     |     |     |     |                   |     |     |     |     |     |     |     |     |     | .15  | .10  | .32   | .03 |  |
| COMPTON 2 NE         | .01               | .10 | .01 |     |     |     |     | .04  |     |     |     |     |                   |     |     |     |     |     |     |     |     |     | .15  | .48  | .27   | .14 |  |
| CORNING              |                   |     |     |     |     |     |     |      |     |     |     |     |                   |     |     |     |     |     |     |     |     |     |      |      |       |     |  |



# HOURLY PRECIPITATION

ARKANSAS  
APRIL 1957

| Station              | A. M. Hour Ending |     |     |     |     |     |     |     |     |     |     |     | P. M. Hour Ending |     |      |      |      |      |     |      |     |     |     |     | Foot |      |      |
|----------------------|-------------------|-----|-----|-----|-----|-----|-----|-----|-----|-----|-----|-----|-------------------|-----|------|------|------|------|-----|------|-----|-----|-----|-----|------|------|------|
|                      | 1                 | 2   | 3   | 4   | 5   | 6   | 7   | 8   | 9   | 10  | 11  | 12  | 1                 | 2   | 3    | 4    | 5    | 6    | 7   | 8    | 9   | 10  | 11  | 12  |      |      |      |
|                      |                   |     |     |     |     |     |     |     |     |     |     |     |                   |     |      |      |      |      |     |      |     |     |     |     |      |      |      |
| MOUNT IDA            |                   |     |     |     | *   | *   | *   | .14 |     |     |     | .55 | .06               | .16 | .01  |      |      |      |     |      | .05 | .10 | .25 | .14 | 1.46 |      |      |
| MOUNTAIN HOME C OF E |                   |     |     |     |     |     | .02 | .05 |     |     |     |     |                   |     |      | .38  | .29  | .09  | .02 |      |     |     |     |     | .85  |      |      |
| NARROWS DAM          |                   | .01 |     |     | .01 |     |     |     |     |     |     | .45 | .36               | .03 |      |      |      |      | .13 | .03  | .17 | .20 | .15 | .53 | .07  | 2.14 |      |
| NASHVILLE SCS        |                   |     |     |     |     |     |     |     |     | .01 | .52 | .12 |                   |     | .40  | .20  |      | .01  | .07 | .20  | .18 | .52 | .20 | .05 | 1.88 |      |      |
| NIMROD DAM           |                   |     |     |     |     |     |     |     |     |     |     |     |                   |     |      | .25  | .20  | .04  | .01 |      |     | .01 | .01 | .07 | .26  | .95  |      |
| NORFORK DAM          |                   |     |     |     |     |     |     |     |     |     |     |     |                   |     |      |      |      |      |     |      |     |     |     |     | .50  |      |      |
| PARTHENON            |                   | .01 | .01 | .02 | .02 |     |     |     |     |     |     | .01 | .11               | .37 | .20  |      |      |      | .22 | .08  | .20 |     | .20 | .05 | .03  | .75  |      |
| PINE BLUFF           |                   |     |     |     |     |     |     |     |     |     |     |     |                   |     | .25  | .02  |      |      | .02 |      |     |     | .60 | .40 | .01  | 2.00 |      |
| PRESCOTT SCS         |                   |     |     |     | .03 |     |     |     |     |     |     | .05 | .45               | .01 | .16  | .12  | .18  |      | .22 | .08  | .20 |     | .20 | .05 | .03  | .55  |      |
| PYATT 1 NNW          |                   |     |     |     |     |     |     |     |     |     |     | .07 | .25               | .05 |      |      |      | .02  | .14 | 1.37 |     | .11 | .03 |     | 2.06 |      |      |
| RAVANA 1 NE          |                   |     |     |     |     |     |     |     |     |     |     |     |                   |     |      |      |      | .02  | .22 | .18  |     | .07 | .08 | .55 | 1.10 |      |      |
| RENNEL DAM           |                   |     |     |     |     |     |     |     |     |     |     |     |                   |     |      |      |      |      |     |      |     |     |     |     |      |      |      |
| STUTTGART 9 ESE      |                   |     |     |     |     |     |     |     |     |     |     |     |                   |     |      |      |      |      |     |      |     |     |     |     |      |      |      |
| TEXARKANA WB AP      | //                |     |     |     |     |     |     |     |     |     |     | .53 | .01               |     |      |      |      |      | .47 | .22  | .61 | .20 | .09 | .01 | 2.14 |      |      |
| WALDRON              |                   | .11 | .42 | .08 |     | .03 | .04 | .01 | .10 | .12 | .22 | .22 | .04               | .02 |      |      |      | .02  |     |      |     |     | .12 | .10 |      | 1.43 |      |
| WEST FORK            |                   | .05 | .25 | .40 | .18 | .01 |     |     |     | .02 | .04 |     | .03               |     |      |      |      |      |     |      |     |     |     |     |      | .98  |      |
| WHEELING             |                   |     |     |     |     |     |     |     |     |     |     | .07 |                   |     | 1.15 | .10  | .03  | .02  |     |      | .44 | .02 |     |     | .01  | .47  |      |
| WING                 |                   |     |     |     |     |     |     |     |     |     |     |     |                   |     |      |      |      |      |     |      |     |     | .08 | .27 | 1.72 |      |      |
| -27th-               |                   |     |     |     |     |     |     |     |     |     |     |     |                   |     |      |      |      |      |     |      |     |     |     |     |      |      |      |
| ALICIA               | .35               | .05 | .45 | .04 | .01 |     | .02 | .03 | .01 | .01 | *   | *   | *                 | .90 | .06  |      |      |      |     |      |     | .04 | .01 |     |      | 2.02 |      |
| ALUM FORK            | *                 | *   | *   | *   | *   | *   | *   | *   | *   | *   | *   | *   | *                 | *   | *    | 2.42 | .01  | .04  | .03 |      |     |     |     |     |      |      | 2.50 |
| ALY                  | .10               | .13 | .27 | .08 | .02 | *   |     |     | .01 | .01 | .02 | .02 | .01               | *   | *    | *    |      |      |     |      |     |     |     |     |      | 1.25 |      |
| ANTOINE              |                   |     |     | .04 | .03 | .08 | .07 | .03 | .10 | .02 | .05 | .06 | .03               | .02 | .03  | .02  | .04  |      | .03 |      |     |     |     |     |      | .65  |      |
| APPLETON             | .15               | .05 | .05 | .20 | .05 | *   | *   | *   | *   | *   | *   | *   | *                 | .01 | .03  | .01  |      |      |     |      |     |     |     |     |      | .81  |      |
| ARKADELPHIA          | *                 | *   | *   | *   | *   | *   | *   | *   | *   | *   | *   | *   | *                 | *   | *    | *    | 2.42 |      |     |      |     |     |     |     |      | 2.56 |      |
| AUGUSTA              | .01               | .52 | .08 | .01 |     | .06 | .02 |     |     |     |     |     |                   | .05 | *    | *    | *    | 2.42 |     |      |     | .02 | .08 | .09 | .05  | .06  |      |
| BATESVILLE LVSTK     | .10               | .08 | .12 | .02 | .10 | .18 | .05 | .23 | .05 | .07 | .50 | .02 |                   |     |      |      |      |      |     |      |     |     | .01 |     | .01  | 1.55 |      |
| BATESVILLE L + D 1   | .14               | .04 | .25 | .01 | .14 | .36 | .16 | .14 | .05 | .05 | .01 | .23 | .21               |     | .01  |      |      |      |     |      |     | .01 | .02 | .01 | .01  | 1.85 |      |
| BEAR CREEK LAKE      |                   |     |     |     |     |     |     |     |     |     |     |     |                   |     |      |      |      |      |     |      |     |     | .01 | .16 | .01  | .18  |      |
| BERRYVILLE 4 NW      |                   |     |     | .05 | .03 | .02 |     |     |     |     |     |     |                   |     |      |      |      |      |     |      |     |     |     |     |      | .10  |      |
| BLAKELY MOUNTAIN DAM | .10               |     | .01 | .04 | .02 | .01 | .03 | .04 | .06 | .05 | .04 | .05 |                   |     | .05  |      | .01  | .06  | .03 |      |     |     |     |     | .60  |      |      |
| BLUE MOUNTAIN DAM    | .05               | .10 | .30 | .57 | .04 | .18 | .11 | .10 |     |     |     |     |                   |     |      |      |      | .03  | .03 |      |     |     |     |     |      | 1.51 |      |
| BOONEVILLE           | .03               | .06 | .17 | .13 | .12 | .71 | .02 | .10 | .02 | .09 |     |     |                   |     |      |      |      | *    | *   | *    |     |     |     |     |      | *    |      |
| BOTKINBURG           | .06               | .05 | .01 | .10 | .01 |     | .04 | .05 | .35 |     |     |     |                   |     |      |      |      |      |     |      |     |     |     |     |      | .67  |      |
| BRINKLEY             |                   |     |     |     |     |     |     |     |     |     |     |     |                   |     | .02  |      |      |      |     |      |     |     | .01 | .08 | .01  | .05  | .17  |
| BULL SHOALS DAM      |                   |     |     | .03 | .04 | .01 | .04 | .04 | .20 | .11 | .15 |     | .03               | .01 |      |      |      | .19  | .01 | .06  | .01 | .13 |     |     | .70  |      |      |
| CAMDEN 2             |                   | .03 | .07 |     |     | .01 | .42 | .03 | .02 | .04 | .01 | .02 | .05               | .02 |      |      |      | .05  | .02 |      |     |     | .05 | .01 |      | .84  |      |
| CARPENTER DAM        | .11               |     | .05 | .02 | .08 | .07 | .03 | .07 | .05 | .07 | .06 | .25 | .06               | .01 |      |      |      |      |     | .05  |     |     |     |     |      | .90  |      |
| COMPTON 2 NE         |                   |     |     |     |     |     |     |     |     |     |     |     |                   |     |      |      |      |      |     |      |     |     |     |     |      | 1.19 |      |
| CORNING              | .14               | .03 | .08 | .30 | .04 |     |     | .01 | .01 | .01 | .02 |     | .02               | .12 | .60  |      |      |      | .07 |      |     |     |     |     |      | .72  |      |
| DAISY                | .05               | .17 | .09 | .06 | .05 | .03 |     | .03 | .01 | .04 | .01 | .02 |                   |     |      |      |      | .01  | .01 | .01  |     |     |     |     |      | .92  |      |
| DANVILLE SCS         | .28               | .13 | .12 | .21 | .06 |     |     |     |     |     |     |     |                   |     |      |      |      |      | .05 | .04  | .01 |     |     |     |      | .11  |      |
| DUMAS 2              |                   |     |     |     |     |     |     |     |     |     |     |     |                   |     | .01  |      |      |      |     |      |     |     |     |     |      | .03  |      |
| EUREKA SPRINGS       |                   |     |     |     |     | .02 | .02 | .02 |     |     |     |     |                   |     |      |      |      |      |     |      |     | .02 | .03 | .02 | .01  | .08  |      |
| FOREMAN              | .60               | .05 |     |     |     |     |     |     |     |     |     |     |                   |     |      |      |      |      |     |      |     |     |     |     |      | .25  |      |
| FORREST CITY         |                   |     |     | .03 | .05 | .01 | .01 | .08 |     |     |     |     |                   |     |      |      |      |      |     |      |     |     |     |     |      | .49  |      |
| FORT SMITH WB AP     | //                | .01 | .04 | .04 | .06 | .07 | .03 | .21 | .05 | .25 | .30 | .04 | .22               | .02 | .01  | .01  |      | .01  |     |      |     |     | .01 | .01 | .03  | 1.57 |      |
| GILBERT              | .02               | .07 | .04 |     |     |     |     |     |     |     |     |     |                   |     |      |      |      |      |     |      |     |     |     |     |      | .86  |      |
| HARDY                | .10               | .17 |     | .04 | .21 | .10 | .10 | .08 | .01 | .12 | .18 |     | .03               |     | .01  |      |      |      |     |      |     |     |     |     |      | .90  |      |
| HEBER SPRINGS 3 SW   |                   | .02 | .13 | .02 | .02 | .02 | .01 | .05 | .10 | .03 | .04 | .04 |                   |     |      |      |      | .02  | .02 | .02  | .01 | .01 | .01 | .01 |      | 1.13 |      |
| HOPE 3 NE            |                   |     |     | .02 | .02 | .02 |     |     |     |     |     |     |                   |     |      |      |      |      |     |      |     |     |     |     |      | .89  |      |
| HUNTSVILLE           |                   |     |     |     |     |     |     |     |     |     |     |     |                   |     |      |      |      |      |     |      |     |     |     |     |      | .07  |      |
| HUTTIG DAM           |                   |     |     |     |     |     |     |     |     |     |     |     |                   |     |      |      |      |      |     |      |     |     |     |     |      | 1.66 |      |
| KINGSLAND 3 SSE      | .55               | .01 |     |     |     |     |     |     |     |     |     |     | .07               |     | .01  | .01  | 1.45 |      | .40 | .12  | .01 |     |     |     | .04  | 1.35 |      |
| LAMAR 2 SW           | .15               | .03 | .15 | .20 | .15 | .07 | .13 | .05 | .04 |     |     |     |                   |     |      |      |      | .01  | .02 | .02  | .06 | .04 | .03 | .06 | .01  | .11  | .99  |
| LITTLE ROCK WB AP    | //                | .60 | .04 | .01 | .18 | .10 | .06 | .42 | .30 | .10 | .20 | .40 | .20               | .10 | .13  | .19  | .08  | .02  | .34 | .06  | .14 | .02 | .11 | .02 | .02  | 1.36 |      |
| MAGNOLIA 5 N         |                   |     |     | .06 | .32 | .42 | .30 | .10 | .20 | .40 | .20 |     |                   |     |      |      |      | .02  | .34 | .06  | .14 | .02 | .11 | .02 | .02  | 3.08 |      |
| MARIANNA 2 S         |                   |     |     |     |     |     |     |     |     |     |     |     |                   |     |      |      |      |      | .17 |      |     | .26 | .01 |     |      | .44  |      |
| MAUMEE               | .03               | .03 | .06 | .05 | .03 |     |     |     |     | .10 | .12 | .06 | .02               | .04 |      |      |      |      |     |      |     |     |     |     |      | .54  |      |
| MENA                 | .10               | .22 | .23 | .02 | .03 | .01 | .02 |     |     |     |     |     |                   |     |      |      |      |      |     |      |     |     |     |     |      | .60  |      |
| MONTICELLO 3 S       |                   |     |     |     |     |     |     |     |     |     |     |     |                   |     |      |      |      |      |     |      |     |     |     |     |      | .15  |      |
| MOROBY L + D         |                   |     |     | .05 | .02 | .01 | .04 | .02 | .02 | .01 |     |     | .02               |     |      |      | .15  | .37  | .07 | .08  |     |     | .01 | .07 | .47  | 1.17 |      |
| MOUNT IDA            | .06               | .28 | .19 | .05 | .02 | .01 | .04 | .02 | .02 | .01 |     |     | .01               | .01 | .01  |      |      | .01  | .04 | .01  | .02 |     | .02 | .04 | .51  |      |      |
| MOUNTAIN HOME C OF E |                   |     |     | .02 | .02 |     | .02 |     |     |     |     |     |                   |     |      |      |      |      |     |      |     |     |     |     |      | .71  |      |
| NARROWS DAM          | .03               | .01 | .20 | .09 | .15 |     | .02 |     |     |     |     |     |                   |     |      |      |      | .06  | .03 | .01  | .01 |     |     |     |      | .65  |      |
| NASHVILLE SCS        | .03               | .10 | .09 | .18 | .05 | .02 | .01 |     |     |     |     |     |                   |     |      |      |      |      |     |      |     |     |     |     |      | .76  |      |
| NIMROD DAM           | .25               | .01 | .15 | .06 | .03 |     | .05 | .03 | .05 | .04 |     |     |                   |     |      |      |      |      |     |      |     |     |     |     |      | .57  |      |
| NORFORK DAM          |                   | .05 | .04 | .12 | .04 | .03 | .06 | .09 | .32 | .25 | .03 | .03 | .03               | .03 | .03  | .02  | .01  | .01  | .08 |      |     |     |     |     |      | 1.06 |      |
| PARTHENON            | .05               | .04 | .04 | .03 | .05 |     | .05 | .21 | .04 | .01 |     |     |                   |     |      |      |      |      |     |      |     |     |     |     |      | .75  |      |
| PINE BLUFF           | .25               | .17 | .03 | .01 |     |     | .06 | .18 | .06 | .10 | .10 | .10 | .08               | .06 | .04  | .06  | .02  | .01  | .18 | .17  |     |     |     |     | .14  | 1.31 |      |
| PRESCOTT SCS         |                   |     |     | .02 | .08 | .19 | .06 | .18 | .06 | .10 | .10 | .10 | .08               | .06 | .04  | .06  | .02  | .02  |     |      |     |     |     |     |      | 1.15 |      |
| PYATT 1 NNW          | .03               | .04 | .02 | .06 | .03 | .02 | .07 | .04 | .27 | .32 | .03 |     |                   |     |      |      |      |      |     |      |     |     |     |     |      | .93  |      |
| RAVANA 1 NE          | .04               | .01 | .30 | .05 | .07 | .06 | .02 | .04 | .02 | .06 | .13 |     |                   |     |      |      |      |      |     |      |     |     |     |     |      | 1.01 |      |
| RENNEL DAM           | .08               | .01 | .11 | .01 | .02 | .15 | .04 | .02 | .04 | .02 | .13 |     |                   |     |      |      |      | .15  | .05 | .05  |     | .06 | .11 | .01 |      | .80  |      |
| TEXARKANA WB AP      | //                | .08 | .22 | .01 | .30 | .03 | .01 | .02 | .01 | .03 | .07 |     |                   |     |      |      |      | .06  | .05 | .04  |     |     |     |     |      | .93  |      |
| WALDRON              |                   | .18 | .16 | .11 | .19 | .86 | .07 | .01 |     |     |     |     |                   |     |      |      |      |      |     |      |     |     |     |     |      | 1.58 |      |
| WEST FORK            |                   | .01 | .04 | .06 |     |     |     |     |     |     |     |     |                   |     |      |      |      |      |     |      |     |     |     |     |      | .11  |      |
| WHEELING             | .15               | .08 | .32 | .10 | .04 | .01 | .15 | .20 | .15 | .02 | .19 | .34 | .05               |     |      |      |      | .01  | .01 |      |     | .01 | .01 | .02 |      | 1.22 |      |
| WING                 |                   |     |     |     |     |     | .04 | .01 |     |     |     | .02 |                   |     |      |      |      |      |     |      |     |     |     |     |      | .74  |      |
| -28th-               |                   |     |     |     |     |     |     |     |     |     |     |     |                   |     |      |      |      |      |     |      |     |     |     |     |      |      |      |
| ALICIA               |                   | .01 |     |     |     |     |     |     |     |     |     |     |                   |     |      |      |      |      |     |      |     |     |     |     |      |      |      |



# HOURLY PRECIPITATION

ARKANSAS  
APRIL 1957

| Station              | A. M. Hour Ending |     |     |     |     |     |     |     |     |     |     |     | P. M. Hour Ending |     |     |     |      |     |     |     |     |     |     |      | Total |  |  |
|----------------------|-------------------|-----|-----|-----|-----|-----|-----|-----|-----|-----|-----|-----|-------------------|-----|-----|-----|------|-----|-----|-----|-----|-----|-----|------|-------|--|--|
|                      | 1                 | 2   | 3   | 4   | 5   | 6   | 7   | 8   | 9   | 10  | 11  | 12  | 1                 | 2   | 3   | 4   | 5    | 6   | 7   | 8   | 9   | 10  | 11  | 12   |       |  |  |
| LITTLE ROCK WB AP    | .10               | .21 | .14 | .08 | .07 | .01 | .01 | .34 | .01 | .01 |     |     |                   |     |     |     |      |     |     |     |     |     |     | .99  |       |  |  |
| MAGNOLIA 5 N         | .09               | .19 | .03 | .07 | .13 | .17 | .08 |     |     |     |     |     |                   |     |     |     |      |     |     |     |     |     |     | .72  |       |  |  |
| MOROBAY L + D        | .12               | .05 | .01 | .01 | .04 | .02 | .01 | .01 | .02 |     |     |     |                   |     |     |     |      |     |     |     |     |     |     | 1.92 |       |  |  |
| MOUNT IDA            |                   |     |     |     |     |     |     |     |     | .01 | .09 |     |                   | .03 | .03 |     | 1.52 | .08 | .05 |     |     |     |     | 1.01 |       |  |  |
| MOUNTAIN HOME C OF E | .01               |     |     |     |     |     |     |     |     |     |     |     |                   |     |     |     |      |     | .01 | .01 | .06 | .04 |     | .14  |       |  |  |
| NARROWS DAM          |                   | .24 |     |     |     |     |     |     |     | .06 | .06 | .10 |                   | .07 |     |     |      |     |     |     |     |     |     | .58  |       |  |  |
| NASHVILLE SCS        |                   | .02 | .01 |     |     |     |     |     |     |     |     |     |                   |     |     |     |      |     |     |     |     |     |     | .04  |       |  |  |
| NIMROD DAM           |                   |     |     | .01 | .02 | .01 | .01 | .01 | .02 | .02 | .07 | .14 |                   | .19 | .05 | .01 | .01  | .01 | .03 | .01 | .01 | .01 | .02 | .42  |       |  |  |
| NORFORK DAM          | .08               | .12 | .05 | .08 |     |     |     |     |     |     |     |     |                   |     |     |     | .01  | .02 | .01 | .01 | .01 | .02 | .01 | .82  |       |  |  |
| PARTHENON            |                   | .27 | .02 |     |     |     |     |     |     |     |     |     |                   |     |     | .15 | .08  | .02 | .01 | .01 | .12 | .05 | .10 | .82  |       |  |  |
| PINE BLUFF           | .03               | .04 | .04 | .01 |     |     | .25 | .10 |     |     |     |     |                   | .03 |     | .15 | .04  | .01 | .99 | .01 |     |     |     | 1.72 |       |  |  |
| PRESCOTT SCS         | .01               | .01 | .02 | .01 | .08 | .08 | .11 | .40 | .09 | .01 |     |     |                   |     |     |     |      |     |     |     |     |     |     | .82  |       |  |  |
| PYATT 1 NNW          |                   | .01 | .01 |     |     |     |     |     |     |     |     |     |                   |     |     |     | .04  | .01 |     |     |     | .05 |     | .12  |       |  |  |
| RAVANA 1 NE          |                   |     |     |     |     |     |     |     |     | .01 | .02 |     |                   |     |     |     |      |     |     |     |     |     |     | .14  |       |  |  |
| REMMEL DAM           | .02               | .15 | .22 | .06 | .04 | .05 | .03 | .04 | .07 | .07 | .02 | .01 |                   | .02 |     |     | .04  | .02 |     | .01 | .02 |     |     | .14  |       |  |  |
| STUTTGART 9 ESE      | -                 | -   | -   |     |     |     |     |     |     |     |     |     |                   |     |     |     |      |     |     |     |     |     |     | .83  |       |  |  |
| TEXARKANA WB AP      | //                |     |     | .04 |     |     |     |     |     |     |     |     |                   |     |     |     |      |     | .01 | .03 | .03 | .01 | .01 | .14  |       |  |  |
| WEST FORK            |                   |     |     |     |     |     |     |     |     |     |     |     |                   |     |     |     |      |     |     |     |     |     |     | .20  |       |  |  |
| WHEELING             | .01               |     | .04 | .05 | .16 | .05 | .12 | .02 | .01 |     |     |     |                   |     |     | .11 | .04  |     | .01 |     |     |     |     | .49  |       |  |  |
| WING                 |                   |     |     |     |     |     |     |     |     |     |     |     |                   |     |     | .05 | .25  | .19 | .05 | .01 |     |     |     | .55  |       |  |  |
| -29th-               |                   |     |     |     |     |     |     |     |     |     |     |     |                   |     |     |     |      |     |     |     |     |     |     |      |       |  |  |
| ALICIA               |                   |     |     |     |     |     |     |     |     |     |     |     |                   |     |     |     |      |     |     | .15 | .01 |     |     |      | .16   |  |  |
| ALY                  |                   |     |     |     |     | .01 | .01 | .01 |     |     |     |     |                   |     |     |     |      |     |     |     | .20 | .20 |     |      | .43   |  |  |
| ANTOINE              |                   |     |     |     |     | .02 | .01 |     | .01 |     | .01 |     |                   |     |     |     |      |     |     |     |     |     |     |      | .05   |  |  |
| AUGUSTA              |                   |     |     |     |     |     |     |     |     |     |     |     |                   |     |     |     |      | .03 | .01 |     |     |     |     |      | .04   |  |  |
| BATESVILLE LVSTK     |                   |     |     |     |     |     |     |     |     |     |     |     |                   |     |     |     |      | .05 |     |     |     |     |     |      | .05   |  |  |
| BEAR CREEK LAKE      |                   |     |     |     |     |     |     |     |     |     |     |     |                   |     |     |     |      | .02 | .04 |     |     |     |     |      | .06   |  |  |
| BERRYVILLE 4 NW      | .20               | .03 | .02 | .01 |     |     |     |     |     |     |     |     |                   |     |     |     |      |     |     | .01 | .01 | .07 | .06 | .02  | .43   |  |  |
| BLUE MOUNTAIN DAM    |                   |     |     |     |     |     |     |     |     |     |     |     |                   |     |     |     |      |     |     |     |     | .05 | .05 |      | .38   |  |  |
| BOONEVILLE           |                   |     |     |     |     |     |     |     |     |     |     | .01 |                   | .04 | .18 | .02 | .03  |     |     |     |     |     |     |      | .35   |  |  |
| BOTKINBURG           |                   |     |     |     |     |     |     |     |     |     |     |     |                   | .11 |     |     |      |     | .01 |     |     |     |     |      |       |  |  |
| BRINKLEY             |                   |     |     |     |     |     |     |     |     |     |     |     |                   |     | .22 |     |      |     |     |     |     |     |     |      |       |  |  |
| BULL SHOALS DAM      |                   |     |     |     |     |     |     |     |     |     |     |     |                   |     |     |     | .05  | .05 |     |     | .10 | .05 |     |      | .22   |  |  |
| COMPTON 2 NE         |                   |     |     |     |     |     |     |     |     |     |     |     |                   |     |     |     | .07  | .11 | .17 | .14 | .01 | .02 | .14 | .13  | .25   |  |  |
| DANVILLE SCS         |                   |     |     |     |     |     | .06 | .03 |     |     |     |     |                   | .07 | .03 | .11 | .34  | .01 |     | .01 | .03 | .03 | .02 |      | .71   |  |  |
| DUMAS 2              |                   |     |     |     |     |     |     |     |     |     |     |     |                   |     | .39 | .01 | .01  | .04 |     |     |     |     |     |      | .45   |  |  |
| EUREKA SPRINGS       | .05               |     | .01 |     |     |     |     |     |     |     |     |     |                   |     |     | .04 | .01  |     |     |     |     |     |     |      | .11   |  |  |
| FOREMAN              |                   |     |     |     |     | .01 | .02 |     | .29 |     |     |     |                   |     |     |     |      |     |     |     |     |     |     |      | .32   |  |  |
| FORREST CITY         |                   |     |     |     |     |     |     |     |     |     |     |     |                   |     |     |     | .40  | .10 | .01 | .28 | .02 | .01 |     |      | .82   |  |  |
| FORT SMITH WB AP     | //                |     |     |     |     |     |     |     |     |     |     |     |                   |     |     | .17 |      |     |     |     |     | .14 |     |      | .32   |  |  |
| GILBERT              |                   |     |     |     |     |     |     |     |     |     |     |     |                   |     |     |     |      |     | .03 | .03 | .03 |     |     |      | .09   |  |  |
| HARDY                |                   |     |     |     |     |     |     |     |     |     |     |     |                   |     |     |     |      |     | .02 | .01 |     |     |     |      | .03   |  |  |
| HEBER SPRINGS 3 SW   |                   |     |     |     |     |     |     |     |     |     |     |     |                   |     |     |     |      |     |     |     |     |     |     |      | .03   |  |  |
| HUNTSVILLE           | .12               |     |     |     |     |     | .02 | .01 |     |     |     |     |                   |     |     |     | .10  | .02 | .02 | .03 |     | .04 | .03 | .04  | .03   |  |  |
| KINGSLAND 3 SSE      |                   |     |     |     |     |     |     |     |     |     |     |     |                   |     |     |     | .02  |     |     |     |     |     |     |      | .20   |  |  |
| LAMAR 2 SW           |                   |     |     |     |     |     |     |     |     |     |     |     |                   |     |     |     |      |     |     | .22 | .78 | .09 |     |      | 1.09  |  |  |
| MAGNOLIA 5 N         |                   |     |     |     |     |     |     |     |     |     |     |     |                   |     |     |     |      |     | .01 | .03 |     | .02 | .05 | .01  | .12   |  |  |
| MARIANNA 2 S         |                   |     |     |     |     |     |     |     |     |     |     |     |                   |     |     |     |      | .42 | .01 | .01 | .03 |     |     |      | .43   |  |  |
| MAUMEE               |                   |     |     |     |     |     |     |     |     |     |     |     |                   |     |     |     | .28  | .24 | .02 | .01 |     |     |     |      | .55   |  |  |
| MENA                 |                   |     |     |     |     |     |     |     |     |     |     |     |                   |     |     |     |      | .65 | .40 | .02 |     |     |     |      | 1.07  |  |  |
| MOROBAY L + D        |                   |     |     |     |     |     |     |     |     |     |     |     |                   |     |     |     |      | .02 | .01 |     |     |     |     |      | .03   |  |  |
| MOUNTAIN HOME C OF E |                   |     |     |     |     | .01 | .03 |     |     |     |     |     |                   |     |     |     |      |     |     | .24 | .01 |     |     |      | .29   |  |  |
| NASHVILLE SCS        |                   |     |     |     |     |     |     |     |     |     |     |     |                   |     |     |     |      |     |     |     |     |     |     |      | .12   |  |  |
| NIMROD DAM           |                   |     |     |     |     |     |     |     |     |     |     |     |                   |     |     |     |      | .37 | .25 | .84 | .46 | .60 |     |      | 2.52  |  |  |
| NORFORK DAM          |                   |     |     |     |     |     |     |     |     |     |     |     |                   | .04 |     |     |      |     |     |     |     |     |     |      | .05   |  |  |
| PARTHENON            |                   |     |     |     |     |     |     |     |     |     |     |     |                   | .02 | .08 | .20 | .42  | .08 | .05 | .35 | .22 | .08 | .05 |      | 1.35  |  |  |
| PYATT 1 NNW          |                   |     |     |     |     |     | .02 | .01 |     |     |     |     |                   |     |     |     | .05  | .01 | .01 | .13 | .65 |     |     |      | .85   |  |  |
| RAVANA 1 NE          |                   |     |     |     |     |     |     |     |     |     |     |     |                   |     |     |     |      |     |     |     |     |     |     |      | .03   |  |  |
| REMMEL DAM           |                   |     |     |     |     |     |     |     |     |     |     |     |                   |     |     |     |      |     | .07 | .03 |     | .81 | .01 | .08  | .10   |  |  |
| WALDRON              | .05               |     |     |     |     |     |     |     |     |     |     |     |                   |     |     |     |      |     | .02 | .02 |     | .01 | .08 | .06  | .27   |  |  |
| WING                 |                   |     |     |     |     |     |     |     |     |     |     |     |                   |     |     | .05 | .03  | .02 | .10 | .02 |     |     |     |      | .22   |  |  |
| -30th-               |                   |     |     |     |     |     |     |     |     |     |     |     |                   |     |     |     |      |     |     |     |     |     |     |      |       |  |  |
| ANTOINE              |                   |     |     |     |     |     |     |     |     |     |     |     |                   |     |     |     |      |     |     |     | .45 | .12 | .38 | .10  | 1.05  |  |  |
| ARKADELPHIA          |                   |     |     |     |     |     |     |     |     |     |     |     |                   |     |     |     |      |     | .02 | .01 | .31 | .23 | .41 |      | .98   |  |  |
| AUGUSTA              |                   |     |     |     |     |     |     |     |     |     |     |     |                   |     |     |     |      |     | .08 | .01 | .03 | .01 | .01 |      | .11   |  |  |
| BEAR CREEK LAKE      |                   |     |     |     |     |     |     |     |     |     |     |     |                   |     |     |     |      |     | .30 | .07 | .01 | .02 |     |      | .40   |  |  |
| BEBE                 |                   |     |     |     |     |     |     |     |     |     |     |     |                   |     |     |     |      |     |     |     |     |     |     |      |       |  |  |
| BERRYVILLE 4 NW      |                   | .01 | .01 | .01 |     |     |     |     |     |     |     |     |                   |     |     |     |      |     |     |     |     |     |     |      | .03   |  |  |
| BRINKLEY             |                   |     |     |     |     |     |     |     |     |     |     |     |                   |     |     |     |      |     |     |     |     | .04 | .25 | .11  | .41   |  |  |
| CAMDEN 2             |                   |     |     |     |     |     |     |     |     |     |     |     |                   |     |     |     |      |     |     |     |     | .25 |     |      | .25   |  |  |
| CARPENTER DAM        |                   |     |     |     |     |     |     |     |     |     |     |     |                   |     |     |     |      |     |     |     |     |     | .15 | .02  | .17   |  |  |
| COMBS 3 SE           |                   |     |     |     |     |     |     |     |     |     |     |     |                   |     |     |     |      |     |     |     |     |     |     |      |       |  |  |
| DAISY                |                   |     |     |     |     |     |     |     |     |     |     |     |                   |     |     |     |      |     |     |     |     |     | .37 | .30  | .87   |  |  |
| FOREMAN              |                   |     |     |     |     |     |     |     |     |     |     |     |                   |     |     |     |      |     |     |     |     | .10 | .13 | .04  | .68   |  |  |
| FORREST CITY         |                   |     |     |     |     | .01 | .39 |     |     |     |     |     |                   |     |     |     |      |     |     |     | .02 | .10 |     |      | .12   |  |  |
| FORT SMITH WB AP     | //                |     |     |     |     |     |     |     |     |     |     |     |                   |     |     |     | .01  |     |     |     | .25 | .08 |     |      | .01   |  |  |
| HOPE 3 NE            |                   |     |     |     |     |     |     |     |     |     |     |     |                   |     |     |     |      |     |     |     |     |     |     |      | .35   |  |  |
| HUTTIG DAM           |                   |     |     |     |     |     |     |     |     |     |     |     |                   |     |     |     | .04  | .24 | .02 | .25 | .02 |     |     |      | .37   |  |  |
| KINGSLAND 3 SSE      |                   |     |     |     |     |     |     |     |     |     |     |     |                   |     |     |     |      |     |     |     | .45 |     |     |      | .45   |  |  |
| LITTLE ROCK WB AP    | //                |     |     |     |     |     |     |     |     |     |     |     |                   |     |     |     |      |     |     |     |     | .01 | .01 | .01  | .03   |  |  |
| MAGNOLIA 5 N         |                   |     |     |     |     |     |     |     |     |     |     |     |                   |     |     |     |      |     | .46 | .17 |     |     |     |      | .63   |  |  |
| MARIANNA 2 S         |                   |     |     |     |     |     |     |     |     |     |     |     |                   |     |     |     |      |     | .15 | .05 |     | .05 | .02 | .08  | .10   |  |  |
| MENA                 |                   |     |     |     |     |     |     |     |     |     |     |     |                   |     |     |     |      |     |     |     |     |     |     |      | .55   |  |  |
| MOROBAY L + D        |                   |     |     |     |     |     |     |     |     |     |     |     |                   |     |     |     |      | .44 | .01 |     | .01 |     |     |      | .77   |  |  |
| NARROWS DAM          |                   |     |     |     |     |     |     |     |     |     |     |     |                   |     |     |     |      |     |     |     |     | .35 | .20 | .20  | .02   |  |  |
| NASHVILLE SCS        |                   |     |     |     |     |     |     |     |     |     |     |     |                   |     |     |     |      |     |     |     |     | .08 | .03 | .01  | .20   |  |  |
| PINE BLUFF           |                   |     |     |     |     |     |     |     |     |     |     |     |                   |     |     |     | .01  | .02 |     | .01 | .14 | .02 |     |      | .20   |  |  |
| PRESCOTT SCS         |                   |     |     |     |     |     |     |     |     |     |     |     |                   |     |     |     |      |     | .05 | .26 | .04 |     |     |      | .35   |  |  |
| RAVANA 1 NE          |                   |     |     |     |     |     |     |     |     |     |     |     |                   |     |     |     |      |     | .20 | .20 | .20 | .05 |     |      | .65   |  |  |
| REMMEL DAM           |                   |     |     |     |     |     |     |     |     |     |     |     |                   |     |     |     |      |     |     | .05 |     | .37 | .05 |      | .47   |  |  |
| STUTTGART 9 ESE      |                   |     |     |     |     |     |     |     |     |     |     |     |                   |     |     |     |      |     |     |     |     |     |     |      |       |  |  |
| TEXARKANA WB AP      | //                |     |     |     | .09 | .02 |     |     |     |     |     |     |                   |     |     |     |      |     |     |     | .22 | .10 | .01 |      | .44   |  |  |

| Station                | A. M. Hour Ending |     |     |     |     |     |     |     |     |     |     |     | P. M. Hour Ending |     |     |     |     |     |     |     |     |     |     |      | Total |     |     |
|------------------------|-------------------|-----|-----|-----|-----|-----|-----|-----|-----|-----|-----|-----|-------------------|-----|-----|-----|-----|-----|-----|-----|-----|-----|-----|------|-------|-----|-----|
|                        | 1                 | 2   | 3   | 4   | 5   | 6   | 7   | 8   | 9   | 10  | 11  | 12  | 1                 | 2   | 3   | 4   | 5   | 6   | 7   | 8   | 9   | 10  | 11  | 12   |       |     |     |
| -1st-                  |                   |     |     |     |     |     |     |     |     |     |     |     |                   |     |     |     |     |     |     |     |     |     |     |      |       |     |     |
| BALDWIN                | .01               | .44 | .77 | .08 | .04 | .07 | .01 | .00 |     |     |     |     |                   |     |     |     |     |     |     |     |     |     |     |      | .96   |     |     |
| BAZINE 13 SSW          |                   |     |     |     |     |     |     |     |     |     |     |     |                   |     |     |     |     |     |     |     |     |     |     |      | .02   |     |     |
| BEATTIE 3 SE SCS 3     |                   |     |     |     |     |     |     |     |     |     |     |     |                   |     |     |     |     |     |     |     |     | .01 | .01 | .03  |       |     |     |
| BURLINGAME             | .09               | .25 | .05 | .02 | .20 | .14 | .02 |     |     |     |     |     |                   |     |     |     |     |     |     |     |     |     |     | .77  |       |     |     |
| BURLINGAME 5 NNW SCS 2 | .06               | .20 | .13 |     | .01 | .14 |     |     |     |     |     |     |                   |     |     |     |     |     |     |     |     |     |     | .54  |       |     |     |
| CASSODAY 1 W           | .04               | .13 | .04 |     |     |     |     |     |     |     |     |     |                   |     |     |     |     |     |     |     |     |     |     | .21  |       |     |     |
| CENTROPOLIS 5 NE       | .02               | .31 | .14 | .04 | .05 | .04 |     |     |     |     |     |     |                   |     |     |     | .05 |     |     |     |     |     |     | .65  |       |     |     |
| DODGE CITY WB AIRPORT  |                   |     |     |     |     |     |     |     |     |     |     |     |                   |     |     |     |     |     |     |     |     | .01 | .01 | .02  |       |     |     |
| ELK CITY 7 SW SCS 3    |                   |     |     |     | .15 | .08 | .01 | .02 |     |     |     |     |                   |     |     |     |     |     |     |     |     |     |     | .35  |       |     |     |
| EMPORIA CAA AP         |                   |     |     |     | .12 | .06 | .01 |     |     |     |     |     |                   |     |     |     |     |     |     |     |     |     |     | .06  |       |     |     |
| FALL RIVER DAM         |                   |     |     |     | .01 | .04 | .01 |     |     |     |     |     |                   |     |     |     |     |     |     |     |     |     |     | .07  |       |     |     |
| FRANKFORT              | .01               | .01 | .01 | .02 | .01 | .01 | .01 |     |     |     |     |     |                   |     |     |     |     |     |     |     | .01 | .01 |     | .02  |       |     |     |
| GARDEN CITY CAA AP     |                   |     |     |     |     |     |     |     |     |     |     |     |                   |     |     |     |     |     |     |     |     |     |     | .02  |       |     |     |
| GOODLAND WB AIRPORT    |                   |     |     |     |     |     |     |     |     |     |     |     |                   |     |     |     |     |     |     |     |     |     |     | .03  |       |     |     |
| HARRIS 1 S             | .04               | .12 | .20 |     |     | .03 |     | .02 | .01 | .01 | .01 |     |                   |     |     |     |     |     |     |     |     |     |     | .40  |       |     |     |
| HORTON                 | .05               | .10 | .17 | .20 | .14 | .02 | .01 |     |     |     |     |     |                   |     |     |     |     |     |     |     |     |     |     | .53  |       |     |     |
| HORTON 3 NW SCS 1      |                   |     |     |     | .20 | .17 |     |     |     |     |     |     |                   |     |     |     |     |     |     |     |     |     |     | .52  |       |     |     |
| IOLA                   | *                 | *   | *   | *   | *   | *   | *   | .32 |     |     |     |     |                   |     |     |     |     |     |     |     |     |     |     | .32  |       |     |     |
| JUNCTION CITY          | .03               | .02 | .01 | .01 | .02 |     | .01 |     |     |     |     |     |                   |     |     |     |     |     |     |     |     |     |     | .10  |       |     |     |
| KANOPOLIS DAM          | .01               | .02 |     |     |     |     |     |     |     |     |     |     |                   |     |     |     |     |     |     |     |     |     |     | .03  |       |     |     |
| MANHATTAN AGRO FARM    | .05               | .02 | .02 | .01 | .02 | .01 | .01 |     |     |     |     |     |                   |     |     |     |     |     |     |     |     |     |     | .14  |       |     |     |
| OTTAWA                 | .22               | .09 | .12 | .13 | .04 | .10 | .11 | .04 |     |     |     |     |                   |     |     |     |     |     |     |     |     |     |     | .85  |       |     |     |
| PLEVNA                 | .01               | .01 |     |     |     |     |     |     |     |     |     |     |                   |     |     |     |     |     |     |     |     |     |     | .02  |       |     |     |
| READING                | .36               | .06 | .01 | .13 | .15 |     | .02 |     |     |     |     |     |                   |     |     |     |     |     |     |     |     |     |     | .71  |       |     |     |
| SABETHA LAKE           | .01               | .04 |     | .01 | .04 | .01 | .02 |     |     |     |     |     |                   |     |     |     |     |     |     |     |     |     |     | .13  |       |     |     |
| SALINA CAA AP          |                   |     |     | .01 | .01 |     |     |     |     |     |     |     |                   |     |     |     |     |     |     |     |     |     |     | .02  |       |     |     |
| TOPEKA WB AP           | .29               | .19 | .26 | .18 | .03 | .11 | .02 | .01 |     |     |     |     | .01               |     |     |     |     |     |     |     |     |     |     | 1.10 |       |     |     |
| TOPEKA WB CITY         | .20               | .17 | .27 | .13 | .02 | .13 | .05 |     |     |     |     |     |                   |     |     |     |     |     |     |     |     |     |     | .97  |       |     |     |
| TRIBUNE 1 W            |                   |     |     |     |     |     |     |     |     |     |     |     |                   |     |     |     |     |     |     |     |     |     |     | .03  |       |     |     |
| -2d-                   |                   |     |     |     |     |     |     |     |     |     |     |     |                   |     |     |     |     |     |     |     |     |     |     |      |       |     |     |
| ACHILLES               | .03               | .09 |     | .01 | .12 | .04 | .02 | .09 | .04 | .05 | .18 | .09 | .04               | .09 |     |     | .01 | .01 | .02 | .01 |     |     |     | .06  | .03   | .94 |     |
| ALTAMONT               |                   |     |     |     |     |     |     |     |     |     |     |     |                   |     |     |     |     |     |     |     |     |     |     |      | .10   | .14 | .24 |
| BALDWIN                |                   |     |     |     |     |     |     |     |     |     |     |     |                   |     |     |     |     |     |     |     |     |     |     |      | .04   |     | .04 |
| BAZINE 13 SSW          |                   | .01 |     | .01 | .01 | .03 | .22 | .01 | .04 | .06 | .14 | .13 | .12               | .03 | .03 | .02 | .01 | .01 | .08 | .10 | .10 | .08 | .06 | .01  | .53   | .15 | .70 |
| BEATTIE 3 SE SCS 3     |                   |     |     |     |     |     | .03 | .07 |     |     |     |     | .01               | .06 | .05 | .01 | .02 | .04 | .26 | .02 | .12 | .53 | .15 | .70  | 1.82  |     |     |
| BEAUMONT               |                   |     |     |     |     |     |     |     |     |     |     |     |                   | .03 | .16 | .01 | .01 | .01 | .03 | .16 | .01 | .01 | .01 | .01  | .02   | .01 | .01 |
| BEAVER                 |                   | .01 | .04 | .04 |     | .01 | .01 | .10 | .06 | .01 | .01 | .01 | .01               | .01 | .03 | .01 | .01 | .01 | .01 | .01 | .01 | .01 | .01 | .01  | .30   | .08 | .08 |
| BIG BOW 4 WSW          |                   |     |     |     |     |     |     |     |     |     |     |     |                   |     |     |     |     |     |     |     |     |     |     |      | .02   | .01 | .01 |
| BURLINGAME             |                   |     |     |     |     |     |     |     |     |     |     |     |                   |     |     |     |     |     |     |     |     |     |     |      | .30   | .08 | .08 |
| BURLINGAME 5 NNW SCS 2 |                   |     |     |     |     |     | .01 | .01 | .18 | .14 |     |     | .04               | .06 | .01 | .03 | .07 | .13 | .05 | .01 | .21 | .36 | .21 | .59  | 1.42  |     |     |
| BURRTON                |                   |     |     |     |     |     |     |     |     |     |     |     |                   |     |     |     |     |     |     |     |     |     |     |      | .19   | .06 | .21 |
| CALDWELL               |                   |     |     |     |     |     |     |     |     |     |     |     |                   |     |     |     |     |     |     |     |     |     |     |      | .02   | .06 | .11 |
| CASSODAY 1 W           |                   |     |     |     |     |     |     |     |     |     | .10 |     | .09               | .01 |     |     |     |     | .04 | .01 | .02 | .03 | .12 | .19  | .06   | .21 | .59 |
| CENTROPOLIS 5 NE       |                   |     |     |     |     |     |     |     |     |     |     |     |                   |     |     |     |     |     |     |     |     |     |     |      | .05   | .09 | .18 |
| COFFEYVILLE            |                   |     |     |     |     |     |     |     |     |     |     |     |                   |     |     |     |     |     |     |     |     |     |     |      | .02   | .06 | .11 |
| COLBY 1 SW             | .01               | .04 | .05 | .05 | .07 | .03 | .05 | .06 | .05 | .08 | .09 | .11 | .10               | .03 | .01 |     | .01 | .01 |     |     |     |     |     |      | .02   | .06 | .09 |
| COLLYER 9 S            | .01               | .05 |     | .04 |     | .01 | .15 | .02 | .08 | .04 | .03 | .08 | .02               | .05 | .01 |     |     |     |     |     |     |     |     |      | .04   | .17 |     |
| COLUMBUS 6 NNW         |                   |     |     |     |     |     |     |     |     |     |     |     |                   |     |     |     |     |     |     |     |     |     |     |      | .02   | .06 | .09 |
| CONCORDIA WB CITY      |                   |     |     |     | .01 | .15 | .15 | .19 | .29 | .35 | .24 |     |                   |     |     |     |     |     | .01 | .01 | .01 | .03 | .05 | .04  | .02   | .04 |     |
| DIAMOND SPRINGS        |                   |     |     |     | .05 | .02 | .05 | .02 | .06 | .13 | .14 |     |                   |     |     |     |     |     |     |     |     | .06 | .13 | .02  | .01   | .01 |     |
| DODGE CITY WB AIRPORT  |                   | .01 |     | .01 | .04 | .28 | .01 | .02 | .06 | .13 | .14 |     | .01               | .01 | .01 | .01 | .01 | .01 | .01 | .01 | .01 | .01 | .02 | .06  | .13   | .02 |     |
| ELK CITY 7 SW SCS 3    |                   |     |     |     |     |     |     |     |     |     |     |     |                   |     |     |     |     |     |     |     |     |     |     |      | .01   | .01 |     |
| ELKHART 3 N            | .01               | .01 | .01 | .03 | .02 | .03 | .04 | .10 | .01 | .03 | .02 | .01 | .03               | .04 | .04 | .03 | .03 |     |     |     |     |     |     | .02  | .01   | .01 |     |
| ELLIS 10 S             |                   |     |     | .11 | .03 | .04 | .05 | .15 | .07 | .03 | .02 | .01 | .03               | .04 | .04 | .03 | .03 |     |     |     |     |     |     | .01  | .01   | .01 |     |
| EMPORIA CAA AP         |                   |     |     |     | .14 | .34 | .12 |     | .01 |     |     |     | .07               | .01 |     |     |     | .01 | .01 | .04 | .13 | .02 | .57 | .04  | .17   |     |     |
| ENGLEWOOD              |                   |     |     |     |     |     |     |     |     |     |     |     |                   |     |     |     |     |     |     |     |     |     |     | .10  | .03   | .05 |     |
| FALL RIVER DAM         |                   |     |     |     |     |     |     |     |     |     |     |     |                   |     |     |     |     |     |     |     |     |     |     | .01  | .01   |     |     |
| FRANKFORT              | .01               | .01 | .01 | .01 | .01 | .01 | .02 | .03 | .02 | .08 | .17 | .10 | .10               | .01 |     |     |     | .05 | .17 | .06 | .07 | .02 | .04 | .01  | .01   |     |     |
| GARDEN CITY CAA AP     | .02               | .01 | .01 | .02 | .05 | .01 | .08 | .02 | .05 | .10 | .03 | .05 | .10               | .01 |     |     |     | .01 | .02 |     |     |     |     | .01  | .01   |     |     |
| GARDEN CITY EXP STA    | .02               | .02 | .03 | .01 | .07 | .01 | .01 | .02 | .07 | .06 | .04 |     |                   |     |     |     |     |     |     |     |     |     |     | .04  | .03   |     |     |
| GOODLAND WB AIRPORT    | .05               | .08 | .07 | .02 | .01 | .08 | .07 | .10 | .03 | .03 | .02 |     | .01               | .01 | .01 | .01 |     |     |     |     |     |     | .04 | .03  |       |     |     |
| GRENOLA 1 N            |                   |     |     |     |     |     |     |     |     |     |     |     |                   |     |     |     |     |     |     |     |     |     |     | .08  | .09   |     |     |
| HARRIS 1 S             |                   |     |     |     |     |     |     |     |     |     |     |     |                   |     |     |     |     |     |     |     |     |     |     | .08  | .06   |     |     |
| HAYS 1 S               |                   |     |     |     |     |     |     |     |     |     |     |     |                   |     |     |     |     |     |     |     |     |     |     | .32  | .10   |     |     |
| MEALY                  |                   |     |     |     |     | .02 | .04 |     |     |     |     |     |                   |     |     |     |     |     |     |     |     |     |     | .04  | .04   |     |     |
| HILL CITY CAA AP       | .03               | .02 | .05 | .02 |     |     | .03 | .14 | .03 | .07 | .05 | .05 | .03               | .01 | .01 |     |     |     |     |     |     |     |     | .15  | .06   |     |     |
| HORTON                 |                   |     |     |     |     |     | .03 | .03 | .03 | .10 | .08 | .13 | .03               | .01 | .01 | .01 |     |     |     |     |     |     | .15 | .06  |       |     |     |
| HORTON 3 NW SCS 1      |                   |     |     |     |     |     | .04 | .09 | .09 | .21 |     |     | .13               | .06 | .02 | .01 | .01 | .01 | .01 | .04 | .21 | .46 | .24 | .10  |       |     |     |
| HUTCHINSON EXP FIELD   |                   |     |     |     |     |     | .21 | .21 | .01 |     |     |     | .01               | .03 | .02 | .03 | .01 | .01 | .01 | .01 | .01 | .01 | .05 | .01  |       |     |     |
| IOLA                   |                   |     |     |     |     |     |     |     |     |     |     |     |                   |     |     |     |     |     |     |     |     |     |     | .05  | .01   |     |     |
| IONIA 1 NW             |                   |     |     |     |     |     | .05 | .10 | .19 | .14 | .07 | .08 | .04               | .02 | .01 |     |     |     |     |     |     |     |     | .01  | .01   |     |     |
| JUNCTION CITY          |                   |     |     |     | .01 |     | .03 | .01 | .01 | .04 | .20 | .15 | .01               | .01 |     |     |     |     |     |     |     |     |     | .15  | .06   |     |     |
| KANOPOLIS DAM          |                   |     |     |     | .04 | .17 |     |     |     | .03 | .17 | .02 | .01               | .01 |     |     |     | .05 | .05 | .01 | .07 | .14 | .01 | .08  | .01   |     |     |
| KIOWA                  |                   |     |     |     |     |     | .01 | .03 | .07 | .01 | .03 | .07 | .04               | .06 |     |     |     | .01 | .09 |     |     |     |     | .01  | .01   |     |     |
| LINCOLN 2 NNW SCS 3    | .02               | .03 | .05 | .04 | .01 | .06 | .11 | .20 | .28 | .26 | .04 |     |                   |     | .05 |     |     | .06 | .06 | .08 | .06 |     | .04 | .04  | .04   |     |     |
| LINDSBORG 3 NE         |                   |     |     |     |     |     | .01 | .21 | .18 | .21 | .07 |     |                   |     | .02 | .10 | .02 | .11 | .09 |     |     |     |     | .02  | .02   |     |     |
| LURAY 1 E              |                   |     |     |     |     |     |     |     |     |     |     |     |                   |     |     |     |     |     |     |     |     |     |     |      |       |     |     |
| MANHATTAN AGRO FARM    |                   |     |     |     | .02 | .01 | .03 | .02 | .03 | .05 | .17 | .14 | .12               |     |     |     |     |     |     |     |     |     | .03 | .08  |       |     |     |
| MARYSVILLE             |                   |     |     |     | .02 | .04 | .08 | .11 | .01 | .07 | .13 | .10 | .11               | .01 |     |     |     | .07 | .11 | .09 | .04 | .15 | .15 | .18  | .38   |     |     |
| MORLAND                | .01               | .01 |     |     |     |     |     |     |     |     |     |     |                   |     |     |     |     |     |     |     |     |     |     |      |       |     |     |

# HOURLY PRECIPITATION

KANSAS  
APRIL 1957

| Station                | A. M. Hour Ending |     |     |     |     |     |     |     |     |     |     |     | P. M. Hour Ending |     |     |     |     |     |     |     |     |     |     |     | Total |     |      |     |     |
|------------------------|-------------------|-----|-----|-----|-----|-----|-----|-----|-----|-----|-----|-----|-------------------|-----|-----|-----|-----|-----|-----|-----|-----|-----|-----|-----|-------|-----|------|-----|-----|
|                        | 1                 | 2   | 3   | 4   | 5   | 6   | 7   | 8   | 9   | 10  | 11  | 12  | 1                 | 2   | 3   | 4   | 5   | 6   | 7   | 8   | 9   | 10  | 11  | 12  |       |     |      |     |     |
| CASSODAY 1 W           | .23               | .16 | .01 | .03 |     |     |     |     |     |     |     |     |                   |     |     |     |     |     | .01 | .06 | .05 | .06 | .05 | .02 | .68   |     |      |     |     |
| CENTROPOLIS 5 NE       | .45               | .73 | .60 | .02 |     |     |     |     |     |     |     |     |                   |     |     |     |     |     |     |     |     | .10 | .01 | .03 | 1.91  |     |      |     |     |
| COFFEYVILLE            | .16               | .01 | .23 | .07 |     |     |     |     |     |     |     |     |                   |     |     |     |     |     |     |     |     |     |     |     | .81   |     |      |     |     |
| COLBY 1 SW             |                   |     | .05 |     | .03 |     |     |     |     |     |     |     |                   |     |     |     |     |     |     | .01 | .01 | .03 |     |     | .23   |     |      |     |     |
| COLLYER 9 S            |                   |     | .02 |     |     |     |     |     |     |     |     |     |                   |     |     |     |     |     |     | .02 | .02 | .01 |     |     | .35   |     |      |     |     |
| COLUMBUS 6 NNW         | .22               | .25 | .20 | .16 |     |     |     |     |     |     |     |     |                   |     |     |     |     |     |     | .01 | .01 | .04 |     |     | 1.07  |     |      |     |     |
| CONCORDIA WB CITY      | //                |     |     | .04 | .02 | .04 | .02 | .02 | .06 |     |     |     |                   |     |     |     |     |     |     |     |     | .01 | .02 |     | .65   |     |      |     |     |
| DIAMOND SPRINGS        | .12               | .02 | .01 |     |     |     |     |     |     |     |     |     |                   |     |     |     |     |     |     | .05 | .03 | .08 | .11 | .09 | .09   | .55 |      |     |     |
| DODGE CITY WB AIRPORT  | //                |     |     | .01 | .04 | .04 |     |     |     |     |     | .01 | .01               |     |     |     |     |     |     | .02 | .01 | .02 |     |     | .17   |     |      |     |     |
| ELK CITY 7 SW SCS 3    | .05               | .01 | .26 | .06 |     |     |     |     |     |     |     | .02 | .06               | .01 |     |     |     |     |     | .02 | .02 | .04 |     |     | .56   |     |      |     |     |
| ELKHART 3 N            | .01               | .01 |     | .01 |     |     |     |     |     |     |     |     |                   |     |     |     |     |     |     |     |     |     |     |     | .03   |     |      |     |     |
| ELLIS 10 S             |                   | .01 | .01 | .02 | .01 | .01 |     |     |     |     |     |     |                   |     |     |     |     |     |     | .02 | .02 |     |     |     | .11   |     |      |     |     |
| EMPORIA CAA AP         | .35               | .19 | .11 |     |     |     |     |     |     |     |     |     |                   |     |     |     |     |     |     |     |     |     |     |     | .99   |     |      |     |     |
| ENGLEWOOD              | .03               | .01 |     | .01 | .10 |     |     |     |     |     |     |     |                   |     |     |     |     |     |     |     |     |     |     |     | .15   |     |      |     |     |
| FALL RIVER DAM         |                   | .11 | .14 | .08 |     |     |     |     |     |     |     |     |                   |     |     |     |     |     |     |     |     |     |     |     | .38   |     |      |     |     |
| FRANKFORT              | .15               | .02 | .01 | .01 | .02 | .01 |     |     |     |     |     |     |                   |     |     |     |     |     |     |     | .03 | .03 | .06 | .08 | .07   | .49 |      |     |     |
| GARDEN CITY CAA AP     | //                |     |     | .03 | .03 | .15 | .02 |     |     |     |     |     |                   |     |     |     |     |     |     |     |     |     |     |     | .28   |     |      |     |     |
| GARDEN CITY EXP STA    | .01               | .01 | .01 | .01 | .01 | .04 | .11 |     |     |     |     |     |                   |     |     |     |     |     |     | .01 |     |     |     |     | .22   |     |      |     |     |
| GOODLAND WB AIRPORT    | //                |     |     | .01 | .01 | .01 |     |     |     |     |     |     |                   |     |     |     |     |     |     |     |     |     |     |     | .06   |     |      |     |     |
| GRENOLE 1 N            |                   | .23 | .26 | .09 |     |     |     |     |     |     |     |     |                   |     |     |     |     |     |     |     | .09 | .08 | .01 | .02 | .01   | .79 |      |     |     |
| HARRIS 1 S             | .01               | .02 | .12 | .07 |     |     |     |     |     |     |     |     |                   |     |     |     |     |     |     |     |     |     |     |     | .26   |     |      |     |     |
| HAYS 1 S               |                   |     |     |     |     |     |     |     |     |     |     |     |                   |     |     |     |     |     |     |     |     |     |     |     | .27   |     |      |     |     |
| HEALY                  |                   | .01 | .03 | .06 |     | .01 | .02 | .01 | .01 | .02 | .02 | .01 |                   |     |     |     |     |     |     | .01 | .04 | .01 | .01 | .01 | .44   |     |      |     |     |
| HILL CITY CAA AP       | .01               |     |     | .01 |     |     | .15 | .08 | .04 | .06 | .02 |     |                   |     |     |     |     |     |     | .02 | .02 | .04 | .01 | .06 | .08   | .30 |      |     |     |
| HORTON                 |                   | .02 | .01 |     |     |     | .01 | .01 | .04 | .06 | .02 |     |                   |     |     |     |     |     |     |     |     |     |     |     | .40   |     |      |     |     |
| HORTON 3 NW SCS 1      |                   | .02 | .04 | .01 |     |     |     |     |     | .06 | .01 |     |                   |     |     |     |     |     |     | .01 |     |     |     |     | .25   |     |      |     |     |
| HUTCHINSON EXP FIELD   |                   | .01 |     |     | .01 |     |     |     | .01 | .02 | .04 | .03 |                   |     |     |     |     |     |     | .02 | .03 | .03 | .02 | .02 | .01   | .29 |      |     |     |
| IOLA                   |                   | .04 | .11 | .02 | .02 |     |     |     |     |     |     |     |                   |     |     |     |     |     |     |     |     |     |     |     | .42   |     |      |     |     |
| IONIA 1 NW             |                   |     |     |     |     |     | .02 |     | .07 |     | .01 | .01 |                   |     |     |     |     |     |     | .03 | .01 | .05 | .05 | .03 | .04   | .09 | .42  |     |     |
| JUNCTION CITY          |                   |     |     |     |     |     |     |     |     |     |     |     |                   |     |     |     |     |     |     |     |     | .02 | .02 | .04 | .02   | .23 |      |     |     |
| KANOPOLIS DAM          |                   |     |     |     |     |     |     |     |     | .01 | .03 |     |                   |     |     |     |     |     |     |     | .02 | .02 | .02 | .04 | .02   | .02 | .40  |     |     |
| KIOWA                  |                   |     |     | .10 | .10 |     | .01 | .11 | .08 |     |     |     |                   |     |     |     |     |     |     |     |     | .02 | .05 | .05 | .02   | .04 | .03  | .45 |     |
| LINCOLN 2 NNW SCS 3    |                   |     |     | .02 | .04 |     | .05 | .04 |     | .02 | .09 | .03 | .02               |     |     |     |     |     |     |     |     | .02 | .08 | .09 | .14   | .04 | .05  | .52 |     |
| LINDSBORG 3 NE         | .02               |     |     |     |     |     | .01 | .02 |     | .02 | .03 | .02 |                   |     |     |     |     |     |     |     |     | .01 | .02 | .08 | .09   | .14 | .03  | .40 |     |
| MANHATTAN AGRO FARM    |                   |     |     |     |     |     |     |     |     |     |     |     |                   |     |     |     |     |     |     |     |     |     |     |     |       | .06 | .04  | .02 | .39 |
| MARYSVILLE             | .04               | .06 | .01 | .01 | .01 | .01 | .18 | .07 | .01 | .01 | .02 | .01 | .01               | .01 | .01 | .01 | .01 | .01 | .01 | .01 | .01 | .01 | .01 | .01 | .01   | .01 | .58  |     |     |
| MORLAND                | .01               | .01 | .09 | .15 | .01 |     |     |     |     |     |     |     |                   |     |     |     |     |     |     |     |     |     |     |     |       | .35 |      |     |     |
| MORSE                  | .05               | .01 | .09 | .01 |     |     | .07 | .06 | .04 | .04 | .01 | .01 | .01               | .01 | .01 | .01 | .01 | .01 | .01 | .01 | .01 | .01 | .01 | .01 | .01   | .32 |      |     |     |
| NORCATUR 2 N           |                   |     | .09 | .02 | .04 | .01 | .03 | .03 | .01 | .01 | .04 | .02 | .01               | .01 | .01 | .01 | .01 | .01 | .01 | .01 | .01 | .01 | .01 | .01 | .01   | .37 |      |     |     |
| OAKLEY                 |                   |     | .04 |     |     | .10 | .06 | .01 |     | .02 | .01 |     |                   |     |     |     |     |     |     |     |     |     |     |     |       | .33 |      |     |     |
| OLD SPRINGFIELD        | //                |     |     |     |     | .03 |     |     |     |     |     |     |                   |     |     |     |     |     |     |     |     |     |     |     |       | .49 |      |     |     |
| OTTAWA                 | .09               | .04 | .15 | .16 |     |     |     |     |     |     |     |     |                   |     |     |     |     |     |     |     |     |     |     |     | .01   | .02 | .06  | .49 |     |
| PHILLIPSBURG           | .01               | .02 | .01 | .01 | .02 |     | .02 | .06 | .05 | .05 | .02 |     |                   |     |     |     |     |     |     |     |     |     |     |     |       | .15 |      |     |     |
| PLEWNA                 |                   |     |     | .01 |     |     |     |     | .03 | .07 |     |     |                   |     |     |     |     |     |     |     |     |     |     |     |       |     | .06  |     |     |
| READING                | .49               | .20 | .11 | .01 |     |     |     |     |     |     |     |     |                   |     |     |     |     |     |     |     |     |     |     |     |       |     | 1.06 |     |     |
| SABETHA LAKE           | .09               | .13 | .02 | .01 | .03 | .02 |     |     |     |     |     |     |                   |     |     |     |     |     |     |     |     |     |     |     |       |     | .35  |     |     |
| SALINA CAA AP          |                   |     |     |     |     |     |     |     |     | .01 | .02 | .02 | .01               | .01 | .01 | .01 | .01 | .01 | .01 | .01 | .01 | .01 | .01 | .01 | .01   | .44 |      |     |     |
| SUN CITY               |                   |     |     |     | .06 | .18 |     |     |     | .15 | .01 |     |                   |     |     |     |     |     |     |     |     |     |     |     |       |     | .39  |     |     |
| TOPEKA WB AP           | //                | .22 | .26 | .15 |     |     |     |     |     |     |     |     |                   |     |     |     |     |     |     |     |     |     |     |     |       | .90 |      |     |     |
| TOPEKA WB CITY         | //                | .34 | .20 | .12 |     |     |     |     |     |     |     |     |                   |     |     |     |     |     |     |     |     |     |     |     |       | .95 |      |     |     |
| TORONTO                | .01               | .04 | .14 | .01 | .02 |     |     |     |     |     |     |     |                   |     |     |     |     |     |     |     |     |     |     |     |       | .35 |      |     |     |
| TORONTO DAM            | .07               | .13 | .04 | .02 |     |     |     |     |     |     |     |     |                   |     |     |     |     |     |     |     |     |     |     |     |       | .37 |      |     |     |
| TRIBUNE 1 W            | //                | .01 |     |     | .01 |     |     |     |     |     |     |     |                   |     |     |     |     |     |     |     |     |     |     |     |       | .02 |      |     |     |
| WALLACE                | .06               | .01 | .01 |     |     |     |     |     |     |     |     |     |                   |     |     |     |     |     |     |     |     |     |     |     |       | .08 |      |     |     |
| WICHITA WB AP          | //                | .30 | .09 | .01 |     |     |     |     |     |     | .01 |     |                   |     |     |     |     |     |     |     |     |     |     |     |       | .50 |      |     |     |
| -4th-                  |                   |     |     |     |     |     |     |     |     |     |     |     |                   |     |     |     |     |     |     |     |     |     |     |     |       |     |      |     |     |
| ALTAMONT               | .05               |     |     |     |     |     |     |     |     |     |     |     |                   |     |     |     |     |     |     |     |     |     |     |     |       | .05 |      |     |     |
| BALDWIN                | .06               | .01 |     | .05 |     |     |     |     |     |     |     |     |                   |     |     |     |     |     |     |     |     |     |     |     |       | .12 |      |     |     |
| BAZINE 13 SSW          | //                |     |     | .01 |     |     |     |     |     |     |     |     |                   |     |     |     |     |     |     |     |     |     |     |     |       | .01 |      |     |     |
| BEATTIE 3 SE SCS 3     | .07               | .03 |     | .01 | .03 | .01 |     |     |     |     |     |     |                   |     |     |     |     |     |     |     |     |     |     |     |       | .15 |      |     |     |
| BURLINGAME             |                   | .01 | .04 |     |     |     |     |     |     |     |     |     |                   |     |     |     |     |     |     |     |     |     |     |     |       | .05 |      |     |     |
| BURLINGAME 5 NNW SCS 2 |                   | .01 | .02 | .01 |     |     |     |     |     |     |     |     |                   |     |     |     |     |     |     |     |     |     |     |     |       | .04 |      |     |     |
| CASSODAY 1 W           | .02               | .02 | .04 | .03 |     |     |     |     |     |     |     |     |                   |     |     |     |     |     |     |     |     |     |     |     |       | .05 |      |     |     |
| CENTROPOLIS 5 NE       | .06               | .02 | .04 | .03 |     |     |     |     |     |     |     |     |                   |     |     |     |     |     |     |     |     |     |     |     |       | .15 |      |     |     |
| COFFEYVILLE            | .01               |     |     |     |     |     |     |     |     |     |     |     |                   |     |     |     |     |     |     |     |     |     |     |     |       | .01 |      |     |     |
| COLBY 1 SW             |                   |     |     |     |     |     |     |     |     |     |     |     |                   |     |     |     |     |     |     |     |     |     |     |     |       | .04 |      |     |     |
| COLUMBUS 6 NNW         |                   | .02 |     |     |     |     |     |     |     |     |     |     |                   |     |     |     |     |     |     |     |     |     |     |     |       | .02 |      |     |     |
| CONCORDIA WB CITY      | //                | .06 | .03 | .01 | .05 |     |     |     |     |     |     |     |                   |     |     |     |     |     |     |     |     |     |     |     |       | .05 |      |     |     |
| DIAMOND SPRINGS        |                   | .03 | .01 | .01 |     |     |     |     |     |     |     |     |                   |     |     |     |     |     |     |     |     |     |     |     |       | .03 |      |     |     |
| ELLIS 10 S             |                   | .01 | .01 | .01 |     |     |     |     |     |     |     |     |                   |     |     |     |     |     |     |     |     |     |     |     |       | .01 |      |     |     |
| EMPORIA CAA AP         | .02               | .04 | .01 | .01 |     |     |     |     |     |     |     |     |                   |     |     |     |     |     |     |     |     |     |     |     |       | .08 |      |     |     |
| FALL RIVER DAM         | .01               |     |     |     |     |     |     |     |     |     |     |     |                   |     |     |     |     |     |     |     |     |     |     |     |       | .01 |      |     |     |
| FRANKFORT              | .05               | .03 | .02 |     | .01 |     | .03 |     |     |     |     |     |                   |     |     |     |     |     |     |     |     |     |     |     |       | .03 |      |     |     |
| GOODLAND WB AIRPORT    | //                |     |     |     |     |     |     |     |     |     | .01 |     |                   |     |     |     |     |     |     |     | .01 | .01 |     |     |       | .03 |      |     |     |
| GRENOLE 1 N            | .04               | .04 | .01 | .01 | .01 |     |     |     |     |     |     |     |                   |     |     |     |     |     |     |     |     |     |     |     |       | .07 |      |     |     |
| HARRIS 1 S             | .01               | .04 | .03 |     |     |     |     |     |     |     |     |     |                   |     |     |     |     |     |     |     |     |     |     |     |       | .08 |      |     |     |
| HAYS 1 S               |                   |     |     |     |     |     |     |     |     |     |     |     |                   |     |     |     |     |     |     |     |     |     |     |     |       | .01 |      |     |     |
| HILL CITY CAA AP       | .03               |     |     |     |     |     |     |     |     | .01 |     |     |                   |     |     |     |     |     |     |     |     |     |     |     |       | .09 |      |     |     |
| HORTON                 | .09               | .04 | .02 | .01 | .06 | .03 | .01 |     |     |     |     |     |                   |     |     |     |     |     |     |     |     |     |     |     |       | .26 |      |     |     |
| HORTON 3 NW SCS 1      | .12               | .04 | .03 | .02 |     |     |     |     |     |     |     |     |                   |     |     |     |     |     |     |     |     |     |     |     |       | .21 |      |     |     |
| IOLA                   |                   | .07 | .01 |     |     |     |     |     |     |     |     |     |                   |     |     |     |     |     |     |     |     |     |     |     |       | .08 |      |     |     |
| IONIA 1 NW             |                   | .01 | .01 |     |     |     |     |     |     |     |     |     |                   |     |     |     |     |     |     |     |     |     |     |     |       | .02 |      |     |     |
| JUNCTION CITY          | .13               | .01 |     |     |     |     |     |     |     |     |     |     |                   |     |     |     |     |     |     |     |     |     |     |     |       | .14 |      |     |     |
| JUNCTION CITY          | .01               | .01 |     |     |     |     |     |     |     |     |     |     |                   |     |     |     |     |     |     |     |     |     |     |     |       | .02 |      |     |     |
| KANOPOLIS DAM          |                   |     |     |     |     |     |     |     |     |     |     |     |                   |     |     |     |     |     |     |     |     |     |     |     |       | .01 |      |     |     |
| LINCOLN 2 NNW SCS 3    |                   |     | .01 |     |     |     |     |     |     |     |     |     |                   |     |     |     |     |     |     |     |     |     |     |     |       | .01 |      |     |     |
| LURAY 1 E              |                   |     |     |     |     |     |     |     |     |     |     |     |                   |     |     |     |     |     |     |     |     |     |     |     |       | .01 |      |     |     |
| MANHATTAN AGRO FARM    | .05               |     |     |     |     |     |     |     |     |     |     |     |                   |     |     |     |     |     |     |     |     |     |     |     |       |     |      |     |     |



### HOURLY PRECIPITATION

| Station                | A. M. Hour Ending |     |     |     |     |     |     |     |     |     |     |     | P. M. Hour Ending |     |     |     |     |     |     |     |     |     |     |     | Total |
|------------------------|-------------------|-----|-----|-----|-----|-----|-----|-----|-----|-----|-----|-----|-------------------|-----|-----|-----|-----|-----|-----|-----|-----|-----|-----|-----|-------|
|                        | 1                 | 2   | 3   | 4   | 5   | 6   | 7   | 8   | 9   | 10  | 11  | 12  | 1                 | 2   | 3   | 4   | 5   | 6   | 7   | 8   | 9   | 10  | 11  | 12  |       |
| MORSE                  | *                 | *   | *   | *   | *   | *   | *   | *   | *   | *   | .25 |     |                   |     |     |     |     |     |     |     |     |     |     | .25 |       |
| OAKLEY                 |                   |     |     |     | .02 | .03 | *   | *   |     |     |     |     |                   |     |     |     |     |     |     |     |     |     |     | .06 |       |
| OTTAWA                 | .03               | .06 | .04 | .05 | .04 | .03 | .02 |     |     |     |     |     |                   |     |     |     |     |     |     |     |     |     |     | .27 |       |
| PLEVNA                 | .01               | .04 |     |     |     |     |     |     |     |     |     |     |                   |     |     |     |     |     |     |     |     |     |     | .05 |       |
| READING                | .05               | .05 | .03 |     |     |     |     |     |     |     |     |     |                   |     |     |     |     |     |     |     |     |     |     | .13 |       |
| SABETHA LAKE           | .02               | .01 |     | .01 |     |     |     | .05 |     |     |     |     |                   |     |     |     |     |     |     |     |     |     |     | .09 |       |
| SALINA CAA AP          | *                 | *   | .18 |     |     |     |     |     |     |     |     |     |                   |     |     |     |     |     |     |     |     |     |     | .28 |       |
| TOPEKA WB AP           | //                | .06 | .02 | .03 | .01 |     |     |     |     |     |     |     |                   |     |     |     |     |     |     |     |     |     |     | .12 |       |
| TOPEKA WB CITY         | //                | .01 | .04 | .02 | .01 |     |     |     |     |     |     |     |                   |     |     |     |     |     |     |     |     |     |     | .08 |       |
| TORONTO                |                   | .04 | .06 |     | .01 | .02 | .03 |     |     |     |     |     |                   |     |     |     |     |     |     |     |     |     |     | .16 |       |
| TORONTO DAM            | //                | .02 | .07 | .03 |     |     |     |     |     |     |     |     |                   |     |     |     |     |     |     |     |     |     |     | .12 |       |
| WICHITA WB AP          | //                | .02 |     |     |     |     |     |     |     |     |     |     |                   |     |     |     |     |     |     |     |     |     |     | .02 |       |
| -10th-                 |                   |     |     |     |     |     |     |     |     |     |     |     |                   |     |     |     |     |     |     |     |     |     |     |     |       |
| BEATTIE 3 SE SCS 3     |                   |     |     |     |     |     |     |     |     |     |     |     |                   |     |     |     |     | .04 | .03 | .03 |     |     |     | .06 |       |
| CONCORDIA WB CITY      | //                |     |     |     |     |     |     |     |     |     |     |     |                   |     |     |     |     | .01 | .09 |     |     |     |     | .05 |       |
| FRANKFORT              |                   |     |     |     |     |     |     |     |     |     |     |     |                   |     |     |     |     |     |     |     |     |     |     | .09 |       |
| HILL CITY CAA AP       |                   |     |     |     |     |     |     |     |     |     |     |     |                   | .01 | .06 |     |     |     |     |     |     |     |     | .05 |       |
| HORTON                 |                   |     |     |     |     |     |     |     |     |     |     |     |                   |     |     |     |     |     |     |     | .01 | .05 |     | .07 |       |
| HORTON 3 NW SCS 1      |                   |     |     |     |     |     |     |     |     |     |     |     |                   |     |     |     |     |     |     |     |     | .02 |     | .05 |       |
| IONIA 1 NW             |                   |     |     |     |     |     |     |     |     |     |     |     |                   |     |     |     | .06 | .01 |     |     | .01 | .02 |     | .07 |       |
| LINCOLN 2 NNW SCS 3    |                   |     |     |     |     |     |     |     |     |     |     |     |                   |     |     |     |     |     |     |     | .03 | .05 | .17 | .29 |       |
| LURAY 1 E              |                   |     |     |     |     |     |     |     |     |     |     |     |                   |     |     |     |     |     |     | .12 | .05 | .14 | .01 | .32 |       |
| MANHATTAN AGRO FARM    |                   |     |     |     |     |     |     |     |     |     |     |     |                   |     |     |     |     |     |     |     | .08 |     | .02 | .08 |       |
| MARYSVILLE             |                   |     |     |     |     |     |     |     |     |     |     |     |                   |     |     | .10 |     |     |     |     | .07 | .04 |     | .10 |       |
| OAKLEY                 |                   |     |     |     |     |     |     |     |     |     |     |     |                   |     |     |     |     |     |     |     |     |     |     | .11 |       |
| SABETHA LAKE           |                   |     |     |     |     |     |     |     |     |     |     |     |                   |     |     |     |     |     |     |     |     |     |     |     |       |
| -11th-                 |                   |     |     |     |     |     |     |     |     |     |     |     |                   |     |     |     |     |     |     |     |     |     |     |     |       |
| ACHILLES               |                   |     |     |     |     |     |     |     |     | .02 | .01 | .01 |                   |     |     |     |     | .08 | .03 | .04 |     |     |     | .04 |       |
| BALDWIN                |                   |     |     |     |     |     |     |     |     |     |     |     |                   |     |     |     |     |     |     |     |     |     |     | .15 |       |
| BAZINE 13 SSW          | //                |     |     |     |     |     |     |     |     |     |     |     |                   |     |     |     |     |     |     |     |     |     | .02 |     |       |
| BEATTIE 3 SE SCS 3     |                   |     |     |     |     |     |     |     |     |     |     |     |                   | *   | *   | .06 |     |     |     |     |     |     |     | .06 |       |
| BEAUMONT               |                   |     |     |     |     |     |     |     |     |     |     |     |                   |     |     |     |     |     |     |     |     |     |     | .08 |       |
| BURLINGAME 5 NNW SCS 2 |                   |     |     |     |     |     |     |     |     | .01 | .01 | .01 | .01               | .04 |     |     |     |     |     | *   | *   | *   | *   | .04 |       |
| BURTON                 |                   |     |     |     |     |     |     |     |     |     |     |     |                   |     |     |     |     |     |     |     |     |     |     | .26 |       |
| CASSODAY 1 M           |                   |     |     |     |     |     |     |     |     |     |     |     |                   |     |     |     |     |     |     |     |     | .01 | .02 | .01 |       |
| CENTROPOLIS 5 NE       |                   |     |     |     |     |     |     |     |     |     |     |     |                   |     |     |     | .03 | .12 | .05 | .06 |     |     |     | *   |       |
| COFFEYVILLE            |                   |     |     |     |     |     |     |     |     |     |     |     |                   |     |     |     |     |     |     |     |     |     |     | .02 |       |
| COLBY 1 SW             |                   |     |     |     |     |     |     |     |     |     |     |     |                   |     |     |     |     |     |     |     | .02 |     |     | .03 |       |
| COLLYER 9 S            |                   |     |     |     |     |     |     |     |     | .01 |     |     |                   |     |     |     |     |     |     |     |     | .01 | .02 | .06 |       |
| CONCORDIA WB CITY      | //                |     |     |     |     |     |     |     |     |     |     |     |                   | .02 | .01 | .02 | .03 | .05 | .04 | .04 | .01 |     |     | .18 |       |
| DIAMOND SPRINGS        |                   |     |     |     |     |     |     |     |     |     |     |     |                   |     |     | .01 | .03 | .05 | .04 | .04 | .01 |     |     | *   |       |
| ELK CITY 7 SW SCS 3    |                   |     |     |     |     |     |     |     |     |     |     |     |                   |     |     |     |     |     |     |     |     |     |     | .22 |       |
| EMPORIA CAA AP         |                   |     |     |     |     |     |     |     |     |     |     |     |                   |     |     |     |     |     |     |     |     |     |     | .05 |       |
| FRANKFORT              |                   |     |     |     |     |     |     |     |     |     |     |     |                   | .02 | .02 | .01 |     |     | .06 | .04 | .06 | .04 | .02 | .05 |       |
| GARDEN CITY CAA AP     | //                |     |     |     |     |     |     |     |     |     |     |     |                   |     |     |     |     | .01 | .03 |     |     |     | .04 | .01 |       |
| GOODLAND WB AIRPORT    | //                |     |     |     |     |     |     |     |     |     |     |     |                   |     |     |     |     |     |     |     |     |     |     | .04 |       |
| HARRIS 1 S             |                   |     |     |     |     |     |     |     |     |     |     |     |                   |     |     |     |     |     |     |     | .05 | .05 | .03 | .01 | .10   |
| HORTON                 |                   |     |     |     |     |     |     |     |     |     |     |     |                   | .05 | .01 | .04 |     |     |     |     |     |     |     | .09 |       |
| HORTON 3 NW SCS 1      |                   |     |     |     |     |     |     |     |     |     |     |     |                   | *   | *   | .09 |     |     |     |     |     |     |     | .15 |       |
| IOLA                   |                   |     |     |     |     |     |     |     |     |     |     |     |                   |     |     |     |     |     |     |     |     | .03 | .07 | .05 |       |
| IONIA 1 NW             |                   |     |     |     |     |     |     |     |     |     |     |     |                   | .02 | .02 | .02 | .01 |     |     |     |     |     |     | .07 |       |
| JUNCTION CITY          |                   |     |     |     |     |     |     |     |     |     |     |     |                   |     |     | .05 | .04 | .01 |     |     |     |     |     | .10 |       |
| LINDSBURG 3 NE         |                   |     |     |     |     |     |     |     |     |     |     |     |                   |     |     | .09 | .04 | .03 | .01 |     |     |     |     | .17 |       |
| MANHATTAN AGRO FARM    |                   |     |     |     |     |     |     |     | .01 | .01 | .01 | .01 |                   |     |     | .01 | .05 | .03 | .01 |     |     |     |     | .14 |       |
| MARYSVILLE             |                   |     |     |     |     |     |     |     |     | .07 | .02 | .01 |                   |     |     | .06 | .02 | .01 |     |     |     |     |     | .19 |       |
| MORLAND                |                   |     |     |     |     |     |     |     |     |     |     |     |                   |     |     |     |     |     |     |     |     |     |     | .03 |       |
| MORSE                  |                   |     |     |     |     |     |     |     |     | .10 |     |     |                   |     |     | .08 | .02 | .04 | .01 | .01 | .01 |     |     | .25 |       |
| OAKLEY                 |                   |     |     |     |     |     |     |     |     |     |     |     |                   |     |     |     |     |     |     |     |     |     |     | .02 |       |
| OTTAWA                 |                   |     |     |     |     |     |     |     |     |     |     |     |                   |     |     | .02 | .03 | .01 | .02 |     | .03 | .10 | .09 | .04 |       |
| PHILLIPSBURG           |                   |     |     |     |     |     |     |     |     |     |     |     |                   |     |     |     |     |     |     |     |     | .07 | .01 | .08 |       |
| PLEVNA                 |                   |     |     |     |     |     |     |     |     |     |     |     |                   |     |     |     |     |     |     |     |     |     |     | .03 |       |
| READING                |                   |     |     |     |     |     |     |     |     |     |     |     |                   |     |     |     |     |     |     |     |     |     |     | .34 |       |
| SABETHA LAKE           |                   |     |     |     |     |     |     |     |     |     |     |     |                   |     |     |     |     |     |     |     |     | .01 | .01 | .02 |       |
| SALINA CAA AP          |                   |     |     |     |     |     |     |     |     |     |     |     |                   |     |     |     |     |     |     |     |     |     |     | .08 |       |
| TOPEKA WB AP           | //                |     |     |     |     |     |     |     |     |     |     |     |                   |     |     |     |     |     |     |     |     |     |     | .12 |       |
| TOPEKA WB CITY         | //                |     |     |     |     |     |     |     |     |     |     |     |                   |     |     |     |     |     |     |     |     |     |     | .17 |       |
| TORONTO                |                   |     |     |     |     |     |     |     |     |     |     |     |                   |     |     |     |     |     |     |     |     |     |     | .20 |       |
| TORONTO DAM            |                   |     |     |     |     |     |     |     |     |     |     |     |                   |     |     |     |     |     |     |     |     | .05 | .05 | .07 |       |
| WALLACE                |                   |     |     |     |     |     |     |     |     |     |     |     |                   |     |     |     |     |     |     |     |     | .08 | .01 | .04 |       |
| WICHITA WB AP          | //                |     |     |     |     |     |     |     |     |     |     |     |                   |     |     |     |     |     |     |     |     | .01 |     | .01 |       |
| -12th-                 |                   |     |     |     |     |     |     |     |     |     |     |     |                   |     |     |     |     |     |     |     |     |     |     |     |       |
| ACHILLES               |                   |     |     |     |     |     |     |     |     |     |     | .02 | .01               |     |     |     |     |     |     |     |     |     |     | .03 |       |
| ALFAMONT               |                   |     |     |     |     |     |     |     |     |     |     |     |                   |     |     |     |     |     |     |     |     |     |     | .51 |       |
| BAZINE 13 SSW          | //                | .02 | .02 | .04 | .11 | .10 | .10 | .06 | .05 | .02 | .01 | .01 |                   |     |     |     |     |     |     |     |     |     |     | .02 |       |
| BEAUMONT               |                   | .01 | .01 | .01 | .01 | .01 |     |     |     |     |     |     |                   |     |     |     |     |     |     |     |     |     |     | .05 |       |
| BURRTON                |                   | *   | *   | *   | .09 | *   | *   |     |     |     |     |     |                   |     |     |     |     |     |     |     |     |     |     | .09 |       |
| CALDWELL               |                   | *   | *   | *   | *   | *   | *   |     |     |     |     |     |                   |     |     |     |     |     |     |     |     |     |     | .05 |       |
| CASSODAY 1 M           |                   | *   | *   | *   | *   | *   | *   | *   | *   | *   | *   |     |                   |     |     |     |     |     |     |     |     |     |     | .01 |       |
| COFFEYVILLE            |                   | *   | *   | *   | *   | *   | *   | *   | *   | *   | *   | .72 |                   |     |     |     |     |     |     |     |     |     |     | .72 |       |
| COLBY 1 SW             |                   | *   | *   | *   | *   | *   | *   | .02 | .02 | .01 | .01 | .01 |                   |     |     |     |     |     |     |     |     |     |     | .07 |       |
| COLUMBUS 6 NNW         |                   | *   | *   | *   | *   | *   | *   | *   | *   | *   | *   | .10 |                   |     |     |     |     |     |     |     |     |     |     | .10 |       |
| DIAMOND SPRINGS        |                   |     |     |     |     |     |     |     |     |     |     |     |                   |     |     |     |     |     |     |     |     |     |     | .02 |       |
| DODGE CITY WB AIRPORT  | //                |     | .01 | .01 | .01 |     |     |     |     |     |     |     |                   |     |     |     |     |     |     |     |     |     |     | .02 |       |
| ELK CITY 7 SW SCS 3    |                   | *   | *   | *   | *   | *   | *   | *   | *   | *   | *   | .35 |                   |     |     |     |     |     |     |     |     |     |     | .35 |       |
| ELLIS 10 S             |                   | .01 | .01 | .01 | .02 | .03 | .02 | .03 | .03 | .02 |     |     |                   |     |     |     |     |     |     |     |     |     |     | .12 |       |
| ENGLEWOOD              |                   |     |     |     | .01 | .03 | .03 |     |     |     |     |     |                   |     |     |     |     |     |     |     |     |     |     | .07 |       |
| FALL RIVER DAM         |                   |     |     |     | .01 |     |     |     |     |     |     |     |                   |     |     |     |     |     |     |     |     |     |     | .01 |       |
| GARDEN CITY CAA AP     | //                |     | .01 |     |     |     |     |     |     |     |     |     |                   |     |     |     |     |     |     |     |     |     |     | .02 |       |
| GARDEN CITY EXP STA    |                   |     |     |     |     |     |     |     |     |     |     | .01 | .01               |     |     |     |     |     |     |     |     |     |     | .03 |       |
| GOODLAND WB AIRPORT    | //                |     |     |     |     |     |     |     |     |     |     |     |                   |     |     |     |     |     |     |     |     |     |     | .21 |       |
| GRENOLE 1 N            |                   |     |     | .07 | .04 | .07 | .02 | .01 |     |     |     |     |                   |     |     |     |     |     |     |     |     |     |     |     |       |
| HAYS 1 S               |                   |     |     |     |     |     |     |     |     |     |     |     |                   |     |     |     |     |     |     |     |     |     |     |     |       |
| HITCHINSON EXP FIELD   |                   | *   | *   | *   | *   | *   | *   | .07 |     |     |     |     |                   |     |     |     |     |     |     |     |     |     |     | .07 |       |
| IOLA                   |                   | .03 | .02 | .09 | .10 | .03 | .05 | .02 |     |     |     |     |                   |     |     |     |     |     |     |     |     |     |     | .05 |       |
| KIOWA                  |                   |     |     |     |     |     |     |     |     |     |     |     |                   |     |     |     |     |     |     |     |     |     |     | .31 |       |
| MORLAND                |                   |     |     |     |     |     |     |     |     |     |     |     |                   |     |     |     |     |     |     |     |     |     |     | .02 |       |
| OAKLEY                 |                   |     |     |     |     |     |     |     |     |     |     | .03 |                   |     |     |     |     |     |     |     |     |     |     | .05 |       |
| PLEVNA                 |                   |     | .04 | .01 | .01 |     |     |     |     |     |     |     |                   |     |     |     |     |     |     |     |     |     |     | .05 |       |
| SUN CITY               |                   |     |     | .02 | .03 |     |     |     |     |     |     |     |                   |     |     |     |     |     |     |     |     |     |     | .05 |       |
| TORONTO                |                   | .04 | .04 | .01 | .01 |     |     |     |     |     |     |     |                   |     |     |     |     |     |     |     |     |     |     |     |       |







# HOURLY PRECIPITATION

KANSAS  
APRIL 1957

| Station                | A. M. Hour Ending |     |      |     |     |     |     |     |     |     |     |     | P. M. Hour Ending |     |     |     |     |     |     |     |     |     |     |     | Foot |     |
|------------------------|-------------------|-----|------|-----|-----|-----|-----|-----|-----|-----|-----|-----|-------------------|-----|-----|-----|-----|-----|-----|-----|-----|-----|-----|-----|------|-----|
|                        | 1                 | 2   | 3    | 4   | 5   | 6   | 7   | 8   | 9   | 10  | 11  | 12  | 1                 | 2   | 3   | 4   | 5   | 6   | 7   | 8   | 9   | 10  | 11  | 12  |      |     |
|                        | -23d-             |     |      |     |     |     |     |     |     |     |     |     |                   |     |     |     |     |     |     |     |     |     |     |     |      |     |
| BALDWIN                | .07               | .59 | .13  | .05 | .03 | .01 | .01 | .01 |     |     |     |     |                   |     |     |     |     |     |     |     |     |     |     |     | .90  |     |
| BEATTIE 3 SE SCS 3     | .01               | .09 | .15  | .10 |     |     |     |     |     |     |     |     |                   |     |     |     |     |     |     |     |     |     |     |     | .35  |     |
| BEAUMONT               | .23               | .16 | .06  |     |     |     |     |     |     |     |     |     |                   |     |     |     |     |     |     |     |     |     |     |     | .45  |     |
| BURLINGAME             | .54               | .21 | .10  | .05 | .01 |     |     |     |     |     |     |     |                   |     |     |     |     |     |     |     |     |     |     |     | .91  |     |
| BURLINGAME 5 NNW SCS 2 | .41               | .24 | .10  | .04 | .01 |     |     |     |     |     |     |     |                   |     |     |     |     |     |     |     |     |     |     |     | .80  |     |
| BURRTON                | .02               | .01 |      |     |     |     |     |     |     |     |     |     |                   |     |     |     |     |     |     |     |     |     |     |     | .03  |     |
| CALDWELL               | .01               | .01 |      |     |     | .02 |     |     |     |     |     |     |                   |     |     |     |     |     |     |     |     |     |     |     | .04  |     |
| CASSODAY 1 W           | .22               | .22 | .05  |     |     |     |     |     |     |     |     |     |                   |     |     |     |     |     |     |     |     |     |     |     | .49  |     |
| CENTROPOLIS 5 NE       | .01               | .54 | .13  | .05 | .05 | .01 | .01 |     |     |     |     |     |                   |     |     |     |     |     |     |     |     |     |     |     | .80  |     |
| COFFEYVILLE            | .06               | .16 | .10  | .06 | .04 | .01 | .02 | .03 | .02 |     |     |     |                   |     |     |     |     |     |     |     |     |     |     |     | .50  |     |
| COLUMBUS 6 NNW         | .04               | .13 | .03  | .02 |     |     |     |     |     |     |     |     |                   |     |     |     |     |     |     |     |     |     |     |     | .29  |     |
| CONCORDIA WB CITY      | .08               | .01 |      |     |     |     |     |     |     |     |     | .02 | .01               |     |     |     |     |     |     |     |     |     |     |     | .09  |     |
| DIAMOND SPRINGS        | .25               | .22 | .03  |     |     |     |     |     |     |     |     |     |                   |     |     |     |     |     |     |     |     |     |     |     | .09  |     |
| ELK CITY 7 SW SCS 3    | *                 | *   | *    | *   | *   | *   | *   | *   | .45 |     |     |     |                   |     |     |     |     |     |     |     |     |     |     |     | .45  |     |
| EMPORIA CAA AP         | .27               | .16 | .10  | .02 |     |     |     |     |     |     |     | .03 | .02               |     |     |     |     |     |     |     |     |     |     |     | .60  |     |
| FALL RIVER DAM         | .41               | .16 | .10  | .06 | .01 | .01 |     |     |     |     |     |     |                   |     |     |     |     |     |     |     |     |     |     |     | .75  |     |
| FRANKFORT              | .05               | .19 | .10  | .05 |     |     |     |     |     |     |     |     |                   |     |     |     |     |     |     |     |     |     |     |     | .39  |     |
| GRENOLA 1 N            | .16               | .18 | .09  | .03 |     |     |     |     |     |     |     |     |                   |     |     |     |     |     |     |     |     |     |     |     | .46  |     |
| HARRIS 1 S             | .65               | .07 | .08  | .02 | .03 |     |     |     |     |     |     |     |                   |     |     |     |     |     |     |     |     |     |     |     | .85  |     |
| HEALY                  |                   |     |      |     |     |     |     |     |     |     |     | .03 | .01               | .01 |     |     |     |     |     |     |     |     |     |     | .05  |     |
| HILL CITY CAA AP       |                   | .01 | .01  |     |     |     |     |     |     | .01 |     |     |                   |     |     |     |     |     |     |     |     |     |     |     | .05  |     |
| HORTON                 | .11               | .15 | .07  | .04 | .01 |     |     |     |     | .01 |     |     |                   |     |     |     |     |     |     |     |     |     |     |     | .05  |     |
| HORTON 3 NW SCS 1      | .08               | .15 | .07  | .05 |     |     |     |     |     |     |     |     |                   |     |     |     |     |     |     |     |     |     |     |     | .39  |     |
| HUTCHINSON EXP FIELD   | *                 | *   | 1.32 |     |     |     |     |     |     |     |     |     |                   |     |     |     |     |     |     |     |     |     |     |     | .35  |     |
| IOLA                   |                   |     |      |     |     |     |     |     |     |     |     |     |                   |     |     |     |     |     |     |     |     |     |     |     | 1.32 |     |
| IONIA 1 NW             | .01               |     |      |     |     |     |     |     |     |     |     |     |                   |     |     |     |     |     |     |     |     |     |     |     |      |     |
| JUNCTION CITY          | .23               | .21 | .02  |     |     |     |     |     |     |     |     |     |                   |     |     |     |     |     |     |     |     |     |     |     | .01  |     |
| KANOPOLIS DAM          | .02               |     |      |     |     |     |     |     |     |     |     |     |                   |     |     |     |     |     |     |     |     |     |     |     | .02  |     |
| LINCOLN 2 NNW SCS 3    | .01               |     |      |     |     |     |     |     |     |     |     |     |                   |     |     |     |     |     |     |     |     |     |     |     | .01  |     |
| LINDSBORG 3 NE         | .05               |     |      |     |     |     |     |     |     |     |     |     |                   |     |     |     |     |     |     |     |     |     |     |     | .05  |     |
| LURAY 1 E              |                   |     | .01  | .01 | .01 |     |     |     |     |     |     |     |                   |     |     |     |     |     |     |     |     |     |     |     | .03  |     |
| MANHATTAN AGRO FARM    | .19               | .22 | .12  |     |     |     |     |     |     |     |     |     |                   |     |     |     |     |     |     |     |     |     |     |     | .53  |     |
| MARYSVILLE             | .01               | .11 | .12  | .04 | .02 |     |     |     |     |     |     |     |                   |     |     |     |     |     |     |     |     |     |     |     | .24  |     |
| MORSE                  |                   | .06 | .44  | .04 | .02 |     |     |     |     |     |     |     |                   |     |     |     |     |     |     |     |     |     |     |     | .56  |     |
| OAKLEY                 |                   |     | .01  | .01 |     |     |     |     |     |     |     |     |                   |     |     |     |     |     |     |     |     |     |     |     | .02  |     |
| OTTAWA                 | *                 | *   | *    | *   | *   | *   | *   | *   | .73 |     |     |     |                   |     |     |     |     |     |     |     |     |     |     |     | .73  |     |
| READING                | .35               | .22 | .08  | .06 | .01 |     |     |     |     |     |     |     |                   |     |     |     |     |     |     |     |     |     |     |     | .72  |     |
| SABETHA LAKE           |                   | .06 | .09  | .10 | .01 | .01 |     |     |     |     |     |     |                   |     |     |     |     |     |     |     |     |     |     |     | .27  |     |
| SALINA CAA AP          | .14               |     |      |     |     |     |     |     |     |     |     |     |                   |     |     |     |     |     |     |     |     |     |     |     | .14  |     |
| TOPEKA WB AP           | .05               | .23 | .15  | .07 | .04 | .01 |     |     |     |     |     |     |                   |     |     |     |     |     |     |     |     |     |     |     | .55  |     |
| TOPEKA WB CITY         | .22               | .18 | .12  | .08 | .04 | .01 |     |     |     |     |     |     |                   |     |     |     |     |     |     |     |     |     |     |     | .65  |     |
| TORONTO                | .56               | .10 | .10  | .07 | .03 |     |     |     |     |     |     |     |                   |     |     |     |     |     |     |     |     |     |     |     | .86  |     |
| TORONTO DAM            | .28               | .17 | .09  | .04 | .02 |     |     |     |     |     |     |     |                   |     |     |     |     |     |     |     |     |     |     |     | .60  |     |
| WICHITA WB AP          | .06               | .01 |      |     |     |     |     |     |     |     |     |     |                   |     |     |     |     |     |     |     |     |     |     |     | .07  |     |
|                        | -24th-            |     |      |     |     |     |     |     |     |     |     |     |                   |     |     |     |     |     |     |     |     |     |     |     |      |     |
| LINDSBORG 3 NE         |                   |     |      |     |     |     |     |     |     |     |     |     |                   |     |     |     |     |     |     |     |     |     |     |     | .14  |     |
| PLEVNA                 |                   |     |      |     |     |     |     |     |     |     |     |     |                   |     |     |     |     | .02 | .12 | .02 |     |     |     |     | .02  |     |
|                        | -26th-            |     |      |     |     |     |     |     |     |     |     |     |                   |     |     |     |     |     |     |     |     |     |     |     |      |     |
| ALTAMONT               | .02               | .09 | .05  |     | .01 | .01 |     |     |     |     |     |     |                   |     |     |     |     |     |     |     |     |     |     |     | .18  |     |
| BALDWIN                |                   |     |      |     |     | .02 |     |     |     |     |     |     |                   |     |     |     |     |     |     |     |     |     |     |     | .03  |     |
| CENTROPOLIS 5 NE       | .01               | .01 |      |     | .03 | .01 |     |     |     |     |     |     |                   |     |     |     |     |     |     |     |     |     |     |     | .05  |     |
| COFFEYVILLE            | .03               | .06 | .07  | .01 |     |     |     |     |     |     |     |     |                   |     |     |     |     |     |     |     |     |     |     |     | .06  |     |
| COLUMBUS 6 NNW         | .07               | .14 |      |     | .05 |     |     |     |     |     |     |     |                   |     |     |     |     |     |     |     |     |     |     |     | .17  |     |
| ELK CITY 7 SW SCS 3    | *                 | *   | *    |     | .20 |     |     |     |     |     |     |     |                   |     |     |     |     |     |     |     |     |     |     |     | .30  |     |
| HORTON                 |                   |     |      | .11 |     |     |     |     |     |     |     |     |                   |     |     |     |     |     |     |     |     |     |     |     | .20  |     |
| OTTAWA                 |                   |     |      |     | .04 | .01 |     |     |     |     |     |     |                   |     |     |     |     |     |     |     |     |     |     |     | .11  |     |
|                        | -27th-            |     |      |     |     |     |     |     |     |     |     |     |                   |     |     |     |     |     |     |     |     |     |     |     |      |     |
| ALTAMONT               |                   | .48 |      |     |     |     |     |     |     |     |     |     |                   |     |     |     |     |     |     |     |     |     |     |     | .48  |     |
| BEAUMONT               |                   |     |      |     | .10 |     |     |     |     |     |     |     |                   |     |     |     |     |     |     |     |     |     |     |     | .10  |     |
| BIG BOW 4 WSW          |                   |     |      |     |     |     | .05 | .23 | .12 | .02 | .03 |     |                   |     |     |     | .10 |     |     |     |     |     |     |     | .25  |     |
| CALDWELL               |                   |     |      |     |     | .10 | .15 | .03 | .05 | .02 |     |     |                   |     |     |     |     |     |     |     |     |     |     |     | .11  |     |
| COFFEYVILLE            |                   |     |      |     | .02 | .13 |     |     | .19 | .05 | .04 |     |                   |     |     |     | .05 | .11 | .17 | .05 | .02 | .02 | .03 |     | .15  |     |
| COLUMBUS 6 NNW         |                   |     |      |     | .01 | .08 |     |     |     |     |     |     |                   |     |     |     |     |     |     |     |     |     |     |     | .73  |     |
| ELKHART 3 N            |                   |     |      |     |     |     |     |     |     |     |     |     |                   |     |     |     |     |     |     |     |     |     |     |     | .08  |     |
| FALL RIVER DAM         |                   |     |      |     |     |     |     |     |     |     |     |     |                   |     |     |     |     |     |     |     |     |     |     |     | .10  |     |
| GOODLAND WB AIRPORT    |                   |     |      |     |     |     |     |     | .01 | .07 | .02 |     |                   |     |     |     |     |     |     |     |     |     |     |     | .10  |     |
| GRENOLA 1 N            |                   |     |      |     | .07 | .01 |     |     |     |     |     |     |                   |     |     |     |     |     |     |     |     |     |     |     | .08  |     |
| TORONTO                |                   |     |      |     | .08 | .02 |     |     |     |     |     |     |                   |     |     |     |     |     |     |     |     |     |     |     | .10  |     |
| TORONTO DAM            |                   |     |      |     |     |     |     |     |     |     |     |     |                   |     |     |     |     |     |     |     |     |     |     |     | .38  |     |
| TRIBUNE 1 W            |                   |     |      |     | .17 | .14 | .02 | .01 | .04 | .01 | .01 |     |                   |     |     |     |     |     |     |     |     |     |     |     | .15  |     |
| WALLACE                |                   |     |      |     | .05 | .04 | .01 | .01 | .01 | .01 | .01 |     |                   |     |     |     |     |     |     |     |     |     |     |     | .01  |     |
|                        | -29th-            |     |      |     |     |     |     |     |     |     |     |     |                   |     |     |     |     |     |     |     |     |     |     |     |      |     |
| ALTAMONT               |                   |     |      | .11 | .03 | .15 | .05 | .04 | .04 |     |     |     |                   |     |     |     | .01 | .14 | .01 |     |     |     |     |     | .58  |     |
| BAZINE 13 SSW          |                   |     |      |     |     |     |     |     |     |     |     |     |                   |     |     |     |     |     |     |     |     |     |     |     | .03  |     |
| BEAUMONT               |                   |     |      |     |     |     |     |     |     |     |     | .01 | .02               | .01 | .01 |     |     |     |     |     |     |     |     |     | .05  |     |
| BEAVER                 |                   |     |      |     |     |     |     |     |     |     |     |     |                   | .04 | .13 | .08 | .03 | .02 | .03 | .15 | .07 | .02 | .03 | .04 | .07  | .43 |
| BURLINGAME             |                   |     |      |     |     |     |     |     |     |     |     |     |                   | .02 | .07 | .02 | .02 | .08 | .03 |     | .01 | .01 | .01 | .01 | .20  |     |
| BURLINGAME 5 NNW SCS 2 |                   |     |      |     |     |     |     |     |     |     |     |     |                   | .04 | .07 | .02 | .02 | .08 | .03 |     | .01 | .01 | .01 | .01 | .17  |     |
| BURRTON                |                   |     |      |     |     |     |     |     |     |     |     |     |                   | .02 | .02 | .02 | .08 | .03 |     | .01 | .01 | .01 | .01 | .01 | .23  |     |
| CALDWELL               |                   |     |      |     |     |     |     |     |     |     |     |     |                   | .01 | .04 | .05 | .01 | .01 | .01 | .01 | .01 | .01 | .01 | .01 | .08  |     |
| CASSODAY 1 W           |                   |     |      |     |     |     |     |     |     |     |     |     |                   | .01 | .04 | .05 | .01 | .01 | .01 | .01 | .01 | .01 | .01 | .01 | .13  |     |
| CENTROPOLIS 5 NE       |                   |     |      |     |     |     |     |     |     |     |     |     |                   | .04 | .01 | .01 | .01 | .01 | .01 | .01 | .01 | .01 | .01 | .01 | .05  |     |
| COFFEYVILLE            |                   |     |      | .08 | .24 | .03 | .06 | .01 | .03 |     |     |     |                   | .04 | .01 | .01 | .01 | .01 | .01 | .01 | .01 | .01 | .01 | .01 | .60  |     |
| COLLYER 9 S            |                   |     |      |     |     |     |     |     |     |     |     |     |                   |     |     |     |     |     |     | .14 | .01 |     |     | .01 | .54  |     |
| COLUMBUS 6 NNW         |                   |     |      | .03 | .16 | .15 | .01 | .02 | .02 | .01 | .01 |     |                   |     |     | .01 | .07 | .05 |     |     |     |     |     | .02 |      |     |
| CONCORDIA WB CITY      |                   |     |      |     |     |     |     |     |     |     |     |     |                   |     |     | .01 | .07 | .05 |     |     |     |     |     | .02 |      |     |
| DIAMOND SPRINGS        |                   |     |      |     |     |     |     |     |     |     |     |     |                   |     |     | .01 | .07 | .05 |     |     |     |     |     | .12 |      |     |
| ELK CITY 7 SW SCS 3    |                   |     |      |     |     |     |     |     |     |     |     |     |                   |     |     | .04 | .05 | .01 | .10 | .09 | .01 |     |     | .15 |      |     |
| EMPORIA CAA AP         |                   |     |      |     |     |     | .04 |     | .02 |     |     |     |                   |     |     | .02 | .05 | .04 | .01 | .04 | .01 |     |     | .39 |      |     |
| FALL RIVER DAM         |                   |     |      |     |     |     |     |     |     |     |     |     |                   |     |     | .02 | .05 | .04 | .01 | .01 |     |     |     | .12 |      |     |
| GRENOLA 1 N            |                   |     |      |     |     |     |     |     | .03 | .02 | .04 | .01 |                   |     |     | .03 | .02 | .04 | .01 |     |     |     |     | .10 |      |     |
| GRENOLA 1 N            |                   |     |      |     |     |     |     |     | .10 | .05 | .01 |     |                   |     |     |     |     |     |     |     |     |     |     |     |      |     |



| Station                | A. M. Hour Ending |     |     |     |     |     |     |     |     |     |     |     | P. M. Hour Ending |     |     |     |     |     |     |     |     |     |     |      | Total |
|------------------------|-------------------|-----|-----|-----|-----|-----|-----|-----|-----|-----|-----|-----|-------------------|-----|-----|-----|-----|-----|-----|-----|-----|-----|-----|------|-------|
|                        | 1                 | 2   | 3   | 4   | 5   | 6   | 7   | 8   | 9   | 10  | 11  | 12  | 1                 | 2   | 3   | 4   | 5   | 6   | 7   | 8   | 9   | 10  | 11  | 12   |       |
|                        | -1st-             |     |     |     |     |     |     |     |     |     |     |     |                   |     |     |     |     |     |     |     |     |     |     |      |       |
| ADVANCE 5 ESE          |                   |     |     | .07 | .15 | .12 | .10 | .21 | .05 | .01 |     |     | .03               | .01 |     |     |     |     |     |     |     |     |     |      | .75   |
| ALTON                  |                   |     |     |     |     |     | .08 | .07 | .08 | .17 | .20 | .01 |                   |     |     |     |     |     |     |     |     |     |     |      | .61   |
| BEDFORD 1 S            |                   |     |     |     |     |     |     |     |     |     |     |     |                   |     |     | .01 | .03 |     | .03 | .01 |     |     |     |      | .08   |
| BELLEVIEW              |                   |     |     |     |     |     |     |     |     | .20 | .10 | .05 | .05               | .03 |     |     |     |     |     |     |     |     |     |      | .43   |
| CASSVILLE RANGER STA   |                   |     |     |     |     |     |     |     |     |     |     |     |                   |     |     |     |     |     |     |     |     | .03 | .10 |      | .13   |
| CLEARWATER DAM         |                   |     |     | .07 | .18 | .09 | .13 | .12 | .24 | .07 | .03 |     | .01               | .02 |     |     | .09 | .01 | .07 | .02 | .01 |     |     | .29  |       |
| DOWNING                |                   |     |     | .02 | .02 |     |     |     |     |     |     |     | .02               | .02 |     |     |     |     |     |     |     |     |     |      | .41   |
| ELLINGTON              |                   |     |     |     |     | .03 | .17 | .04 | .06 | .03 | .08 |     |                   |     |     | .01 | .02 |     |     |     |     |     |     | .07  |       |
| ELSBERRY 4 SW          |                   |     |     |     |     |     | .04 |     |     |     |     |     |                   |     |     |     |     |     |     |     |     |     |     | .07  |       |
| EMINENCE 3 NNW         |                   |     |     |     |     |     |     |     |     |     |     |     |                   |     |     |     |     |     |     |     |     |     |     | .48  |       |
| FARMINGTON 1 E         |                   |     |     |     |     |     | .02 | .11 | .10 | .03 | .07 | .14 | .01               |     |     |     |     |     |     |     |     |     |     | 1.31 |       |
| GOWER 2 N              | *                 | *   | *   |     |     |     |     |     |     |     |     |     |                   |     |     |     |     |     |     |     |     |     |     | .42  |       |
| GRANT CITY             | .01               | .01 |     | .02 | .05 | .04 | .13 | .06 | .01 | .05 | .02 | .02 |                   |     |     |     |     |     |     |     |     |     |     | .42  |       |
| HANDEN 2 NE            |                   |     |     | .02 |     |     |     |     |     |     |     |     |                   |     |     |     |     |     |     |     |     |     |     | .03  |       |
| HANNIBAL WATER WORKS   |                   |     |     |     |     |     |     |     |     |     |     |     |                   |     |     |     |     |     |     |     |     |     |     | .05  |       |
| HARRIS                 |                   |     |     | .09 | .03 |     |     | .01 | .05 |     | .01 | .01 |                   | .01 | .10 | .07 | .02 | .03 | .01 | .01 |     |     |     | .39  |       |
| HORNERSVILLE           | .02               | .05 | .10 | .05 | .07 | .02 | .01 |     |     | .02 | .01 | .03 |                   | .01 |     |     |     |     |     |     |     |     |     | .39  |       |
| JEWETT 7 E             |                   |     |     |     |     | .16 | .11 | .13 | .31 | .13 | .05 | .05 | .01               |     |     |     |     |     |     | .01 | .03 |     |     | .95  |       |
| KANSAS CITY WB AIRPORT | .02               |     |     |     |     | .13 |     |     |     |     |     |     |                   |     |     |     |     |     |     | .01 | .03 |     |     | .19  |       |
| K C SHOPE PARK         |                   |     |     |     |     |     |     |     |     |     |     |     |                   |     |     |     |     |     |     | .04 | *   | *   | *   | .04  |       |
| KANSAS CITY UNIV       | *                 | *   | *   | *   | *   | *   |     |     |     |     |     |     |                   |     |     |     |     |     | .02 | .01 |     |     |     | .03  |       |
| KIRKSVILLE CAA AP      |                   |     |     |     |     |     |     |     |     |     |     |     | .01               | .03 | .06 |     |     |     |     |     | *   | *   | *   | .10  |       |
| LIVONIA                |                   |     |     | .03 | .03 |     |     |     | .07 | .01 |     | .02 | .01               |     |     | .10 | .03 | .06 | .11 | .06 | .04 | .04 | .02 | .02  | .36   |
| LUCERNE                |                   |     |     | .03 | .09 | .02 |     |     |     |     |     |     |                   |     |     | .03 | .01 | .02 | .02 | .02 |     |     |     | .42  |       |
| MACON                  |                   |     |     |     |     |     |     |     |     |     |     |     |                   |     |     |     |     |     |     |     |     |     |     | .03  |       |
| MALDEN 3 N             |                   | .01 | .02 | .06 | .06 | .06 | .12 |     |     |     |     |     |                   |     |     |     |     |     |     |     |     |     |     | .33  |       |
| MARSHALL               | .07               | .08 | .01 | .01 |     |     |     |     |     |     |     |     |                   |     |     |     |     |     |     |     |     |     |     | .17  |       |
| MARYVILLE 7 NNW        |                   | .01 | .03 | .02 | .01 | .07 | .04 | .06 | .01 |     |     |     |                   |     |     |     |     |     |     |     |     |     |     | .25  |       |
| MC CREDIE 2 W          |                   |     |     |     |     |     |     |     |     |     |     |     |                   | .01 | .02 |     |     | .01 | .01 |     |     |     |     | .05  |       |
| MOBERLY RADIO KNCH     |                   |     |     |     |     |     |     |     |     |     |     |     |                   |     |     |     |     |     |     |     |     | .06 | .06 | .43  |       |
| OREGON 1 ENE           | .02               | .02 | .02 | .06 | .09 | .18 | .04 |     |     |     |     |     |                   |     |     |     |     |     |     |     |     |     |     | .51  |       |
| PATTONSBURG            | .02               | .02 | .03 | .06 | .18 | .08 | .14 |     |     |     |     |     |                   |     |     |     |     |     |     |     |     |     |     | .28  |       |
| PERRY                  |                   |     |     |     |     |     |     |     |     |     |     |     |                   |     |     |     |     |     |     |     |     |     |     | .14  |       |
| POTOSI 2 S             |                   |     |     |     |     |     | .01 | .03 | .07 | .09 | .05 | .03 |                   |     |     |     |     |     |     |     |     |     |     | .91  |       |
| RICHWOODS              |                   |     |     |     |     |     |     |     |     | .04 | .05 | .01 | .04               |     |     |     |     |     |     |     |     |     |     | .30  |       |
| RIDGEWAY 1 SE          |                   |     |     |     |     |     |     |     |     |     |     |     |                   |     |     |     |     |     |     |     |     |     |     | .14  |       |
| SAINT JOSEPH WB AP     | .04               | .03 | .12 | .22 | .26 | .18 | .04 | .02 |     |     |     |     |                   |     |     |     |     |     |     |     |     |     |     | .22  |       |
| ST LOUIS WB AP         |                   |     |     |     |     |     |     |     |     | .03 | .10 | .09 | .06               | .01 |     |     |     | .01 |     |     |     |     |     | .07  |       |
| ST LOUIS WB CITY       |                   |     |     |     |     |     |     |     |     | .03 | .01 | .05 | .04               | .01 |     |     |     | .01 |     |     |     |     |     | .30  |       |
| ST LOUIS WASH UNIV     |                   |     |     |     |     |     |     |     |     | .03 | .01 | .07 | .03               | .01 |     |     |     | .01 |     |     |     |     |     | .14  |       |
| SALEM                  |                   |     |     |     |     |     |     |     |     | .02 | .03 | .07 | .03               |     |     | .01 | .02 | .03 | .01 |     |     |     |     | .33  |       |
| SKIDMORE               | .01               | .02 | .02 | .03 | .05 | .10 | .06 | .05 | .08 | .02 | .01 | .01 |                   |     |     |     |     |     |     |     |     |     |     | .66  |       |
| STANBERRY              | .02               | .05 |     | .03 | .01 | .17 | .14 | .13 | .08 | .02 | .01 | .01 |                   |     |     |     |     |     |     |     |     |     |     | .11  |       |
| STEELEVILLE            |                   |     |     |     |     |     |     |     | .02 | .03 | .04 | .01 | .01               |     |     |     |     |     |     |     |     | .02 |     | .02  |       |
| STEFFENVILLE           |                   |     |     |     |     |     |     |     | .04 | .03 | .03 |     |                   |     |     |     |     |     |     |     |     |     |     | .10  |       |
| SULLIVAN 3 E           |                   |     |     |     |     |     |     |     | .02 | .01 | .01 | .01 |                   |     |     |     |     |     |     |     |     |     |     | .05  |       |
| TARKIO                 |                   |     |     | .01 | .03 | .01 | .03 |     |     | .02 | .01 | .01 | .01               |     |     |     |     |     |     |     |     |     |     | .08  |       |
| TRENTON                |                   |     |     |     |     |     |     |     |     | .01 | .01 | .01 | .01               |     |     |     |     |     |     |     |     |     |     | .05  |       |
| TYRONE 2 NNW           |                   |     |     |     |     |     |     |     | .01 | .02 | .01 | .01 |                   |     |     |     |     |     |     |     |     |     |     | .68  |       |
| WAPPAPPELLO DAM        |                   |     |     | .03 | .08 | .14 | .03 | .19 | .01 | .02 | .02 | .01 | .01               | .05 | .06 | .01 | .01 | .01 | .01 |     |     |     |     | .37  |       |
| WEST PLAINS            |                   |     |     |     |     |     |     | .10 | .09 | .12 | .06 |     |                   | .02 | .02 |     |     |     |     |     |     |     |     | .10  |       |
| WILLOW SPRINGS FOR SER |                   |     |     |     |     |     |     |     |     |     |     |     |                   |     |     |     |     |     |     |     |     |     |     |      |       |
|                        | -2d-              |     |     |     |     |     |     |     |     |     |     |     |                   |     |     |     |     |     |     |     |     |     |     |      |       |
| AMSTERDAM              |                   |     |     |     |     |     |     |     |     |     |     |     |                   |     |     |     |     |     |     |     |     |     |     | .04  |       |
| ASHTON 1 W             | .01               | .02 | .01 |     |     |     |     |     |     |     |     |     |                   |     |     |     |     |     |     |     |     |     |     | .04  |       |
| BEDFORD 1 S            |                   |     |     |     |     |     |     |     |     |     |     | .03 | .01               |     |     |     |     |     |     |     |     | .01 | .18 | .24  |       |
| BOLIVAR                |                   |     |     |     |     |     |     |     |     |     |     |     |                   |     |     |     |     |     |     |     |     | .03 | .03 | .06  |       |
| COLUMBIA WB AIRPORT    |                   |     |     | .01 |     |     |     |     |     |     |     |     |                   |     |     |     |     |     |     |     |     | .02 | .11 | .03  |       |
| DOWNING                |                   |     |     |     |     |     |     |     |     |     |     |     |                   |     |     |     |     |     |     |     |     |     |     | .08  |       |
| ELM                    |                   |     |     |     |     |     |     |     |     |     |     |     |                   |     |     |     |     |     |     |     |     |     |     | *    |       |
| ELM 4 NNW              |                   |     |     |     |     |     |     |     |     |     |     |     |                   |     |     |     |     |     |     |     |     |     |     | .05  |       |
| ELM 1 S                |                   |     |     |     |     |     |     |     |     |     |     |     |                   |     |     |     |     |     |     |     |     |     |     | .08  |       |
| FORSYTH                |                   |     |     |     |     |     |     |     |     |     |     |     |                   |     |     |     |     |     |     |     |     | .02 | .08 | .10  |       |
| GOWER 2 N              |                   |     |     |     |     |     |     |     |     |     |     |     |                   | .01 | .02 |     |     | .03 | .01 | .02 | .06 | .08 | .05 | .30  |       |
| GRANT CITY             |                   |     |     |     |     |     |     |     |     | .01 | .02 |     |                   | .04 | .03 | .10 | .06 | .03 | .01 | .14 | .26 | .29 | .21 | 1.30 |       |
| HARRIS                 |                   |     |     |     |     |     |     |     |     |     |     |     |                   |     |     | .08 | .02 |     |     |     | .08 | .23 | .27 | .69  |       |
| HENRIETTA              | .04               |     |     |     |     |     |     |     |     |     |     |     |                   |     |     |     |     |     |     | .01 | .02 | .03 |     | .15  |       |
| HIGH POINT 2 SW        |                   |     |     |     |     |     |     |     |     |     |     |     |                   |     |     |     |     |     |     |     |     |     |     | .02  |       |
| KANSAS CITY WB AIRPORT |                   |     |     |     |     |     |     |     |     |     |     |     |                   |     |     |     |     |     |     |     | .02 | .38 | .12 | .52  |       |
| K C SHOPE PARK         |                   |     |     |     |     |     |     |     |     |     |     |     |                   |     |     |     |     |     |     |     | *   | *   | *   | .15  |       |
| KANSAS CITY UNIV       |                   |     |     |     |     |     | .01 | .02 |     |     |     |     |                   | .06 | .04 | .02 | .01 | .03 |     |     |     |     |     | *    |       |
| KIRKSVILLE CAA AP      |                   |     |     |     |     |     |     |     |     |     |     |     |                   |     |     |     |     |     |     |     |     |     |     | .19  |       |
| LEES SUMMIT 1 N        |                   |     |     |     |     |     |     |     |     |     |     |     |                   |     |     |     |     |     |     |     |     | .05 | .03 | .08  |       |
| LINNEUS 2 S            | .05               | .01 |     | .01 |     |     |     |     |     |     |     |     |                   |     |     |     |     |     |     |     |     |     |     | .07  |       |
| LIVONIA                |                   |     |     |     |     |     |     |     |     |     |     |     |                   |     |     |     |     |     |     |     |     | .06 | .20 | .37  |       |
| LOCKWOOD               |                   |     |     |     |     |     |     |     |     |     |     |     |                   |     |     |     |     |     |     |     |     | .01 | .04 | .05  |       |
| LUCERNE                |                   |     |     |     |     |     |     |     |     |     |     |     |                   | .04 | .06 | .01 | .07 | .02 |     |     |     | .07 | .16 | .62  |       |
| MACON                  |                   |     |     | .01 | .01 |     |     |     |     |     |     |     |                   |     |     |     |     |     |     |     |     |     |     | .02  |       |
| MARSHALL               |                   |     |     |     |     |     |     |     |     |     |     |     |                   |     |     |     |     |     |     |     |     |     |     | .05  |       |
| MARYVILLE 7 NNW        | .01               | .02 |     |     |     |     |     |     |     |     |     |     |                   | .07 | .09 | .15 | .11 | .05 | .02 | .13 | .17 | .16 | .18 | .05  |       |
| MILLER 2 SE            |                   |     |     |     |     |     |     |     |     |     |     |     |                   |     |     |     |     |     |     |     |     |     |     | .05  |       |
| MOBERLY RADIO KNCH     | .02               | .01 |     |     |     |     |     |     |     |     |     |     |                   |     |     |     |     |     |     |     |     |     |     | .08  |       |
| NEVADA SEWAGE PL       |                   |     |     |     |     |     |     |     |     |     |     |     |                   |     |     |     |     |     |     |     |     |     |     | .04  |       |
| OREGON 1 ENE           |                   |     |     |     |     |     |     |     |     | .07 | .12 |     |                   | .14 | .14 | .07 | .01 |     |     | .05 | .15 | .23 | .56 | 1.67 |       |
| OSCEOLA 3 NE           |                   |     |     |     |     |     |     |     |     |     |     |     |                   |     |     |     |     |     |     |     |     |     |     | .03  |       |
| PATTONSBURG            |                   |     |     |     |     |     |     |     |     | .01 | .07 |     |                   | .09 | .03 | .01 | .02 | .01 | .06 | .10 | .18 | .12 | .70 |      |       |
| RICHMOND 7 N           |                   |     |     |     |     |     |     |     |     |     |     |     |                   |     |     |     |     |     |     |     |     | .02 | .15 | .17  |       |
| ROGERSVILLE 1 ENE      |                   |     |     |     |     |     |     |     |     |     |     |     |                   |     |     |     |     |     |     |     |     |     |     | .03  |       |
| SAINT JOSEPH WB AP     |                   |     |     |     |     |     |     |     |     | .05 | .06 |     |                   | .08 | .08 |     |     | .01 | .01 | .03 | .10 | .10 | .06 | .29  |       |
| SENECA                 |                   |     |     |     |     |     |     |     |     |     |     |     |                   |     |     |     |     |     |     |     | .06 | .09 | .18 | .35  |       |
| SKIDMORE               |                   |     |     |     |     |     |     |     |     | .01 | .01 | .05 |                   | .10 | .13 | .14 | .06 |     | .01 | .12 | .18 | .12 | .35 | 1.36 |       |
| SPEED 2 NNW            |                   |     |     |     |     |     |     |     |     |     |     |     |                   |     |     |     |     |     |     |     |     |     |     |      |       |











# HOURLY PRECIPITATION

MISSOURI  
APRIL 1957

| Station                | A. M. Hour Ending |     |     |     |     |     |     |     |     |    |     |     | P. M. Hour Ending |   |   |     |     |     |   |   |     |     |     |     | Total |
|------------------------|-------------------|-----|-----|-----|-----|-----|-----|-----|-----|----|-----|-----|-------------------|---|---|-----|-----|-----|---|---|-----|-----|-----|-----|-------|
|                        | 1                 | 2   | 3   | 4   | 5   | 6   | 7   | 8   | 9   | 10 | 11  | 12  | 1                 | 2 | 3 | 4   | 5   | 6   | 7 | 8 | 9   | 10  | 11  | 12  |       |
| STANBERRY              |                   |     |     |     |     |     |     |     |     |    |     |     |                   |   |   |     |     |     |   |   | .05 | .28 | .17 | .50 |       |
| TARKIO                 |                   |     |     |     |     |     |     |     |     |    |     |     |                   |   |   |     |     |     |   |   | .05 | .01 |     | .06 |       |
| TRENTON                |                   |     |     |     |     |     |     |     |     |    |     |     |                   |   |   |     |     |     |   |   |     |     | .03 | .02 | .05   |
| -11th-                 |                   |     |     |     |     |     |     |     |     |    |     |     |                   |   |   |     |     |     |   |   |     |     |     |     |       |
| AMSTERDAM              |                   |     |     |     |     |     |     |     |     |    |     |     |                   |   |   |     |     |     |   |   | .01 | .02 | .02 | .05 |       |
| APPLETON CITY          |                   |     |     |     |     |     |     |     |     |    |     |     |                   |   |   |     |     |     |   |   |     | .02 | .03 | .05 |       |
| BEDFORD 1 S            |                   |     |     |     |     |     |     |     |     |    |     |     |                   |   |   | .02 | .07 | .06 |   |   |     |     |     | .15 |       |
| BOLIVAR                |                   |     |     |     |     |     |     |     |     |    |     |     |                   |   |   |     |     |     |   |   |     |     | .06 | .06 |       |
| CAP AU GRIS L + D 25   |                   |     |     |     |     |     |     |     |     |    |     |     |                   |   |   |     |     |     |   |   |     | .08 | .02 | .01 |       |
| CASSVILLE RANGER STA   |                   |     |     |     |     |     |     |     |     |    |     |     |                   |   |   |     |     |     |   |   |     |     |     | .11 |       |
| CLARKSVILLE L + D 24   |                   |     |     |     |     |     |     |     |     |    |     |     |                   |   |   |     |     |     |   |   |     | .05 | .08 | .16 |       |
| CLINTON 1 NNW          |                   |     |     |     |     |     |     |     |     |    |     |     |                   |   |   |     |     |     |   |   |     | .02 | .06 | .10 |       |
| COLUMBIA WB AIRPORT    |                   |     |     |     |     |     |     |     |     |    |     |     |                   |   |   |     |     |     |   |   |     | .05 | .05 | .13 |       |
| DANVILLE 1 ENE         |                   |     |     |     |     |     |     |     |     |    | .02 | .10 |                   |   |   |     |     |     |   |   |     |     | .03 | .12 |       |
| DOWNING                |                   |     |     |     |     |     |     |     |     |    |     |     |                   |   |   |     |     |     |   |   |     |     | .06 | .13 |       |
| ELM                    |                   |     |     |     |     |     |     |     |     |    |     |     |                   |   |   |     |     |     |   |   |     |     | .02 | .10 |       |
| ELM 4 NNW              |                   |     |     |     |     |     |     |     |     |    |     |     |                   |   |   |     |     |     |   |   |     | .03 | .02 | .10 |       |
| ELM 1 S                |                   |     |     |     |     |     |     |     |     |    |     |     |                   |   |   |     |     |     |   |   |     | .05 | .01 | .10 |       |
| ELSBERRY 4 WSW         |                   |     |     |     |     |     |     |     |     |    |     |     |                   |   |   |     |     |     |   |   |     | *   | *   | .08 |       |
| ELSBERRY 4 SW          |                   |     |     |     |     |     |     |     |     |    |     |     |                   |   |   |     |     |     |   |   |     | .01 | .01 | .10 |       |
| FULTON 4 SW            |                   |     |     |     |     |     |     |     |     |    |     |     |                   |   |   |     |     |     |   |   |     | .01 | .01 | .08 |       |
| GOWER 2 N              |                   |     |     |     |     |     |     |     |     |    |     |     |                   |   |   |     |     |     |   |   |     |     | .05 | .02 |       |
| GRANT CITY             |                   |     |     |     |     |     |     |     |     |    |     |     |                   |   |   |     |     |     |   |   |     | .01 | .05 | .09 |       |
| HAMDEN 2 NE            |                   |     |     |     |     |     |     |     |     |    |     |     |                   |   |   |     |     |     |   |   |     | .03 | .04 | .15 |       |
| HANNIBAL WATER WORKS   |                   |     |     |     |     |     |     |     |     |    |     |     |                   |   |   |     |     |     |   |   |     | .05 | .01 | .15 |       |
| HARRIS                 |                   |     |     |     |     |     |     |     |     |    |     |     |                   |   |   |     |     |     |   |   |     | .07 | .06 | .13 |       |
| HENRIETTA              |                   |     |     |     |     |     |     |     |     |    |     |     |                   |   |   |     |     |     |   |   |     | .02 | .04 | .15 |       |
| HIGH POINT 2 SW        |                   |     |     |     |     |     |     |     |     |    |     |     |                   |   |   |     |     |     |   |   |     | .03 | *   | .03 |       |
| JEFF CITY LINCOLN UNIV |                   |     |     |     |     |     |     |     |     |    |     |     |                   |   |   |     |     |     |   |   |     | *   | *   | .10 |       |
| KANSAS CITY WB AIRPORT |                   |     |     |     |     |     |     |     |     |    |     |     |                   |   |   |     |     |     |   |   |     |     | .05 | .02 |       |
| K. C. SVOPE PARK       |                   |     |     |     |     |     |     |     |     |    |     |     |                   |   |   |     |     |     |   |   |     |     | .01 | .04 |       |
| KANSAS CITY UNIV       |                   |     |     |     |     |     |     |     |     |    |     |     |                   |   |   |     |     |     |   |   |     |     | .01 | .04 |       |
| KIRKSVILLE CAA AP      |                   |     |     |     |     |     |     |     |     |    |     |     |                   |   |   |     |     |     |   |   |     |     | .01 | .01 |       |
| LAKESIDE               |                   |     |     |     |     |     |     |     |     |    |     |     |                   |   |   |     |     |     |   |   |     |     | .03 | .05 |       |
| LEES SUMMIT 1 N        |                   |     |     |     |     |     |     |     |     |    |     |     |                   |   |   |     |     |     |   |   |     |     | .03 | .02 |       |
| LINNEUS 2 S            |                   |     |     |     |     |     |     |     |     |    |     |     |                   |   |   |     |     |     |   |   |     |     | .02 | .02 |       |
| LIVONIA                |                   |     |     |     |     |     |     |     |     |    |     |     |                   |   |   |     |     |     |   |   |     |     | .01 | .01 |       |
| LOCKWOOD               |                   |     |     |     |     |     |     |     |     |    |     |     |                   |   |   |     |     |     |   |   |     |     | .01 | .01 |       |
| LUCERNE                |                   |     |     |     |     |     |     |     |     |    |     |     |                   |   |   |     |     |     |   |   |     |     | .01 | .04 |       |
| MACON                  |                   |     |     |     |     |     |     |     |     |    |     |     |                   |   |   |     |     |     |   |   |     |     | .01 | .01 |       |
| MARSHALL               |                   |     |     |     |     |     |     |     |     |    |     |     |                   |   |   |     |     |     |   |   |     |     | .01 | .03 |       |
| MARYVILLE 7 NNW        |                   |     |     |     |     |     |     |     |     |    |     |     |                   |   |   |     |     |     |   |   |     |     | .01 | .01 |       |
| MC CREDIE 2 W          |                   |     |     |     |     |     |     |     |     |    |     |     |                   |   |   |     |     |     |   |   |     |     | .01 | .03 |       |
| MC CREDIE EXP STA      |                   |     |     |     |     |     |     |     |     |    |     |     |                   |   |   |     |     |     |   |   |     |     | .01 | .03 |       |
| MIDDLETON 5 ENE        |                   |     |     |     |     |     |     |     |     |    |     |     |                   |   |   |     |     |     |   |   |     |     | .01 | .03 |       |
| MOBERLY RADIO KNCM     |                   |     |     |     |     |     |     |     |     |    |     |     |                   |   |   |     |     |     |   |   |     |     | .02 | .05 |       |
| MORA                   |                   |     |     |     |     |     |     |     |     |    |     |     |                   |   |   |     |     |     |   |   |     |     | .02 | .02 |       |
| NEVADA SEWAGE PL       |                   |     |     |     |     |     |     |     |     |    |     |     |                   |   |   |     |     |     |   |   |     |     | .02 | .02 |       |
| OSCEOLA 3 NE           |                   |     |     |     |     |     |     |     |     |    |     |     |                   |   |   |     |     |     |   |   |     |     | .02 | .04 |       |
| PATTONSBURG            |                   |     |     |     |     |     |     |     |     |    |     |     |                   |   |   |     |     |     |   |   |     |     | .02 | .04 |       |
| RICHMOND 7 N           |                   |     |     |     |     |     |     |     |     |    |     |     |                   |   |   |     |     |     |   |   |     |     | .02 | .04 |       |
| SAINT JOSEPH WB AP     |                   |     |     |     |     |     |     |     |     |    |     |     |                   |   |   |     |     |     |   |   |     |     | .02 | .04 |       |
| ST LOUIS WB AP         |                   |     |     |     |     |     |     |     |     |    |     |     |                   |   |   |     |     |     |   |   |     |     | .03 | .04 |       |
| ST LOUIS WB CITY       |                   |     |     |     |     |     |     |     |     |    |     |     |                   |   |   |     |     |     |   |   |     |     | .03 | .04 |       |
| SENECA                 |                   |     |     |     |     |     |     |     |     |    |     |     |                   |   |   |     |     |     |   |   |     |     | .03 | .03 |       |
| SKIDMORE               |                   |     |     |     |     |     |     |     |     |    |     |     |                   |   |   |     |     |     |   |   |     |     | .02 | .02 |       |
| SPEED 2 NNW            |                   |     |     |     |     |     |     |     |     |    |     |     |                   |   |   |     |     |     |   |   |     |     | .02 | .02 |       |
| STANBERRY              |                   |     |     |     |     |     |     |     |     |    |     |     |                   |   |   |     |     |     |   |   |     |     | .01 | .01 |       |
| STEFFENVILLE           |                   |     |     |     |     |     |     |     |     |    |     |     |                   |   |   |     |     |     |   |   |     |     | .01 | .01 |       |
| STET + SSE             |                   |     |     |     |     |     |     |     |     |    |     |     |                   |   |   |     |     |     |   |   |     |     | .02 | .05 |       |
| TARKIO                 |                   |     |     |     |     |     |     |     |     |    |     |     |                   |   |   |     |     |     |   |   |     |     | .01 | .01 |       |
| TRENTON                |                   |     |     |     |     |     |     |     |     |    |     |     |                   |   |   |     |     |     |   |   |     |     | .02 | .02 |       |
| WARRENSBURG            |                   |     |     |     |     |     |     |     |     |    |     |     |                   |   |   |     |     |     |   |   |     |     | .02 | .02 |       |
| WASHINGTON 3 S         |                   |     |     |     |     |     |     |     |     |    |     |     |                   |   |   |     |     |     |   |   |     |     | .05 | .07 |       |
| -12th-                 |                   |     |     |     |     |     |     |     |     |    |     |     |                   |   |   |     |     |     |   |   |     |     |     |     |       |
| ALTON                  | *                 | *   | *   | *   | *   | *   | *   | *   | *   | *  | *   | *   | *                 | * | * | *   | *   | *   | * | * | *   | *   | *   | .18 |       |
| BELLEVUE               |                   |     |     |     |     |     |     |     |     |    |     |     |                   |   |   |     |     |     |   |   |     |     | .12 | .18 |       |
| BOLIVAR                | .09               | .01 | .12 | .04 | .03 | .06 | .04 |     |     |    |     |     |                   |   |   |     |     |     |   |   |     |     | .02 | .20 |       |
| CASSVILLE RANGER STA   | *                 | *   | *   | *   | *   | *   | *   | *   | *   | *  | *   | *   | *                 | * | * | *   | *   | *   | * | * | *   | *   | *   | .76 |       |
| CLEARWATER DAM         | *                 | *   | *   | *   | *   | *   | *   | *   | *   | *  | *   | *   | *                 | * | * | *   | *   | *   | * | * | *   | *   | *   | .08 |       |
| DORA                   |                   |     |     |     |     |     |     |     |     |    |     |     |                   |   |   |     |     |     |   |   |     |     | .08 | .31 |       |
| DOWNING                | .01               | .01 | .01 | .02 | .02 | .05 | .01 |     |     |    |     |     |                   |   |   |     |     |     |   |   |     |     | .01 | .02 |       |
| ELLINGTON              |                   |     |     |     |     |     |     |     |     |    |     |     |                   |   |   |     |     |     |   |   |     |     | .01 | .02 |       |
| ELSBERRY 4 SW          |                   |     |     |     |     |     |     |     |     |    |     |     |                   |   |   |     |     |     |   |   |     |     | .01 | .02 |       |
| FARMINGTON 1 E         | .05               | .05 | .02 | .03 | .01 |     |     |     |     |    |     |     |                   |   |   |     |     |     |   |   |     |     | .05 | .05 |       |
| FORSYTH                | .08               | .08 | .08 | .03 | .14 | .14 | .07 | .03 | .01 |    |     |     |                   |   |   |     |     |     |   |   |     |     | .01 | .04 |       |
| HAMDEN 2 NE            |                   |     |     |     |     |     |     |     |     |    |     |     |                   |   |   |     |     |     |   |   |     |     | .01 | .04 |       |
| HIGH POINT 2 SW        |                   |     |     |     |     |     |     |     |     |    |     |     |                   |   |   |     |     |     |   |   |     |     | .01 | .04 |       |
| HORNERSVILLE           |                   |     |     |     |     |     |     |     |     |    |     |     |                   |   |   |     |     |     |   |   |     |     | .04 | .12 |       |
| JEFF CITY LINCOLN UNIV |                   |     |     |     |     |     |     |     |     |    |     |     |                   |   |   |     |     |     |   |   |     |     | .12 | .09 |       |
| JEWETT 7 E             |                   |     |     |     |     |     |     |     |     |    |     |     |                   |   |   |     |     |     |   |   |     |     | .01 | .02 |       |
| LAKESIDE               | .01               | .01 | .01 | .03 | .02 | .01 | *   | *   | .07 |    |     |     |                   |   |   |     |     |     |   |   |     |     | .01 | .02 |       |
| LEBANON                | .05               | .10 | .07 | .03 | .05 | .01 |     |     |     |    |     |     |                   |   |   |     |     |     |   |   |     |     | .02 | .02 |       |
| LINNEUS 2 S            | .02               | *   | .01 | .36 |     |     |     |     |     |    |     |     |                   |   |   |     |     |     |   |   |     |     | .04 | .04 |       |
| LOCKWOOD               | *                 | *   | *   | *   | *   | *   | *   | *   | *   | *  | *   | *   | *                 | * | * | *   | *   | *   | * | * | *   | *   | *   | .04 |       |
| MALDEN 3 N             |                   |     |     |     |     |     |     |     |     |    |     |     |                   |   |   |     |     |     |   |   |     |     | .04 | .04 |       |
| MARSHFIELD             | *                 | *   | *   | *   | *   | .45 |     |     |     |    |     |     |                   |   |   |     |     |     |   |   |     |     | .04 | .45 |       |
| MILLER 2 SE            | .08               | .06 | .01 | *   | *   | *   | *   | *   | .30 |    |     |     |                   |   |   |     |     |     |   |   |     |     | .01 | .15 |       |
| MOUNTAIN GROVE 2 N     |                   |     |     |     |     |     |     |     |     |    |     |     |                   |   |   |     |     |     |   |   |     |     | .01 | .30 |       |
| NEVADA SEWAGE PL       | .10               | .05 | .05 | .01 | *   | *   | *   | *   | .30 |    |     |     |                   |   |   |     |     |     |   |   |     |     | .01 | .30 |       |
| OSCEOLA 3 NE           |                   |     |     |     |     |     |     |     |     |    |     |     |                   |   |   |     |     |     |   |   |     |     | .02 | .21 |       |
| OWENSVILLE             | .03               |     |     |     |     | .01 | .01 |     |     |    |     |     |                   |   |   |     |     |     |   |   |     |     | .03 | .03 |       |
| POTOMI 2 S             |                   |     |     |     |     |     |     |     |     |    |     |     |                   |   |   |     |     |     |   |   |     |     | .03 | .05 |       |
| RICHMOND               | .03               | .05 | .01 | .02 | .02 |     |     |     |     |    |     |     |                   |   |   |     |     |     |   |   |     |     | .03 | .16 |       |
| ROBY                   | .15               | .10 | .08 | .02 | .09 | .02 |     |     |     |    |     |     |                   |   |   |     |     |     |   |   |     |     | .03 | .11 |       |
| ROGERSVILLE 1 ENE      | .05               | .03 | .03 | .04 | .07 | .03 |     |     |     |    |     |     |                   |   |   |     |     |     |   |   |     |     | .03 | .11 |       |
| ROLLA SCHOOL OF MINES  | .03               | .06 | .02 | .01 | .01 |     |     |     |     |    |     |     |                   |   |   |     |     |     |   |   |     |     | .03 | .13 |       |
| ROLLA 5 SE             | .03               | .18 | .01 | *   | *   | .04 |     |     |     |    |     |     |                   |   |   |     |     |     |   |   |     |     | .03 | .26 |       |
| ROLLA 3 W              |                   | .02 | .07 | .01 | .01 |     |     |     |     |    |     |     |                   |   |   |     |     |     |   |   |     |     | .02 | .11 |       |
| ROLLA 4 SE             |                   | .   |     |     |     |     |     |     |     |    |     |     |                   |   |   |     |     |     |   |   |     |     |     |     |       |



# HOURLY PRECIPITATION

MISSOURI  
APRIL 1957

| Station                | A. M. Hour Ending |     |     |     |     |     |     |     |     |     |     |     | P. M. Hour Ending |     |     |     |     |     |     |     |     |     |     |     | Total |     |     |     |
|------------------------|-------------------|-----|-----|-----|-----|-----|-----|-----|-----|-----|-----|-----|-------------------|-----|-----|-----|-----|-----|-----|-----|-----|-----|-----|-----|-------|-----|-----|-----|
|                        | 1                 | 2   | 3   | 4   | 5   | 6   | 7   | 8   | 9   | 10  | 11  | 12  | 1                 | 2   | 3   | 4   | 5   | 6   | 7   | 8   | 9   | 10  | 11  | 12  |       |     |     |     |
| VIENNA 3 NW            | *                 | *   | *   |     |     |     |     |     |     |     |     |     |                   |     |     |     |     |     |     |     |     |     |     |     | .05   |     |     |     |
| WAPPAPPELO DAM         |                   |     |     |     |     |     |     |     |     |     |     |     |                   |     |     |     |     |     |     |     |     |     |     |     | .12   |     |     |     |
| WARRENSBURG            |                   |     | .01 |     |     | *   | *   | *   | *   |     |     | .12 |                   |     |     |     |     |     |     |     |     |     |     |     | .03   |     |     |     |
| WASHINGTON 3 S         | .03               | .01 |     |     |     |     |     |     |     |     |     |     |                   |     |     |     |     |     |     |     |     |     |     |     | .04   |     |     |     |
| WASOLA                 |                   |     |     | .04 | .03 | .03 | .04 | .10 | .04 |     |     | .02 |                   |     |     |     |     |     |     |     |     |     |     |     | .30   |     |     |     |
| WEST PLAINS            |                   |     |     | .01 | .03 | .15 | .05 | .01 |     |     |     |     |                   |     |     |     |     |     |     |     |     |     |     |     | .25   |     |     |     |
| WILLOW SPRINGS FOR SER |                   |     | .04 | .06 | .01 | .04 | .05 | .08 | .02 |     |     |     |                   |     |     |     |     |     |     |     |     |     |     |     | .30   |     |     |     |
| -15th-                 |                   |     |     |     |     |     |     |     |     |     |     |     |                   |     |     |     |     |     |     |     |     |     |     |     |       |     |     |     |
| ADVANCE 5 ESE          |                   |     |     |     |     |     |     |     |     |     |     |     |                   |     |     |     |     |     |     |     |     |     |     |     |       | .11 |     |     |
| ALTON                  |                   |     |     |     |     |     |     |     |     |     |     |     |                   |     |     |     |     | .01 | .02 | .02 | .02 |     |     | .01 | .06   | .05 |     |     |
| BELLEVUE               |                   |     |     |     |     |     |     |     |     |     |     |     |                   |     |     |     |     |     |     |     |     |     | .03 | .06 | .09   |     |     |     |
| CLEARWATER DAM         |                   |     |     |     |     |     |     |     |     |     |     |     |                   |     |     |     |     |     |     |     |     | .01 | .12 | .16 | .30   |     |     |     |
| ELLINGTON              |                   |     |     |     |     |     |     |     |     |     |     |     |                   |     |     |     |     |     |     |     |     | .02 | .01 | .01 | .05   | .09 |     |     |
| FARMINGTON 1 E         |                   |     |     |     |     |     |     |     |     |     |     |     |                   |     |     |     |     |     |     |     |     |     | .01 | .02 | .01   | .09 |     |     |
| JEWETT 7 E             |                   |     |     |     |     |     |     |     |     |     |     |     |                   |     |     |     |     |     |     |     |     |     | .01 | .02 | .01   | .10 |     |     |
| MALDEN 3 N             |                   |     |     |     |     |     |     |     |     |     |     |     |                   |     |     |     |     |     |     |     |     |     |     |     |       | .02 |     |     |
| MILLER 2 SE            |                   |     |     |     |     |     |     |     |     |     |     |     |                   |     |     |     |     | .02 | .03 |     |     | .01 |     |     |       | .05 |     |     |
| MOUNTAIN GROVE 2 N     |                   |     |     |     |     |     |     |     |     |     |     |     |                   |     |     |     |     |     |     |     |     |     |     |     |       | .08 |     |     |
| OWENSVILLE             |                   |     |     |     |     |     |     |     |     |     |     |     |                   |     |     |     |     | .01 | .01 |     |     | .08 |     |     |       | .05 |     |     |
| RICHWOODS              |                   |     |     |     |     |     |     |     |     |     |     |     |                   |     |     |     |     | .01 | .02 |     |     |     |     |     |       | .05 |     |     |
| ROLLA SCHOOL OF MINES  |                   |     |     |     |     |     |     |     |     |     |     |     |                   |     |     |     |     |     |     |     |     |     |     |     |       | .10 |     |     |
| ROLLA 5 SE             |                   |     |     |     |     |     |     |     |     |     |     |     |                   |     |     |     |     |     |     |     |     |     |     |     |       | .08 |     |     |
| ROLLA 3 W              |                   |     |     |     |     |     |     |     |     |     |     |     |                   |     |     |     |     |     |     |     |     | .07 |     |     |       | .05 |     |     |
| ROLLA 4 SE             |                   |     |     |     |     |     |     |     |     |     |     |     |                   |     |     |     |     |     |     |     |     | .02 | .02 | .01 |       | .05 |     |     |
| ST JAMES 3 NW          |                   |     |     |     |     |     |     |     |     |     |     |     |                   |     |     |     |     |     |     |     |     | .05 |     |     |       | .08 |     |     |
| ST LOUIS WB CITY       |                   |     |     |     |     |     |     |     |     |     |     |     |                   |     |     |     |     |     |     |     |     | .01 |     |     |       | .05 |     |     |
| SALEM                  |                   |     |     |     |     |     |     |     |     |     |     |     |                   |     |     |     |     | .04 | .05 |     |     | .01 |     |     |       | .10 |     |     |
| STEELEVILLE            |                   |     |     |     |     |     |     |     |     |     |     |     |                   |     |     |     |     | .04 | .04 |     |     | .01 |     |     |       | .09 |     |     |
| TYRONE 2 NNW           |                   |     |     |     |     |     |     |     |     |     |     |     |                   |     |     |     |     |     |     |     |     | .07 | .02 | .02 | .04   | .06 |     |     |
| WAPPAPPELO DAM         |                   |     |     |     |     |     |     |     |     |     |     |     |                   |     |     |     |     |     |     |     |     |     | .02 | .01 | .01   | .05 |     |     |
| WASOLA                 |                   |     |     |     |     |     |     |     |     |     |     |     |                   |     |     |     |     |     |     |     |     |     | .01 | .03 | .01   | .05 |     |     |
| WILLOW SPRINGS FOR SER |                   |     |     |     |     |     |     |     |     |     |     |     |                   |     |     |     |     |     |     |     |     |     |     |     |       | .05 |     |     |
| -16th-                 |                   |     |     |     |     |     |     |     |     |     |     |     |                   |     |     |     |     |     |     |     |     |     |     |     |       |     |     |     |
| ADVANCE 5 ESE          | .07               | .01 | .02 | .06 | .05 | .05 | .02 | .04 | .29 | .04 | .01 | .01 | .08               | .09 | .08 | .05 | .04 | .02 | .03 | .06 | .15 | .14 | .06 | .01 | 1.22  |     |     |     |
| ALTON                  |                   | .01 | .02 | .02 |     | .06 |     |     |     |     |     |     |                   |     |     |     |     |     |     |     |     |     |     |     | .55   |     |     |     |
| AMSTERDAM              |                   |     |     |     |     |     |     |     |     | .02 | .02 | .01 | .02               | .01 | .02 | .01 | .02 | .01 | .02 | .01 | .03 | .02 | .02 |     | .15   |     |     |     |
| APPLETON CITY          |                   |     |     |     |     |     |     |     |     | .04 | .02 | .03 | .04               |     |     |     |     |     |     |     |     |     |     |     | .13   |     |     |     |
| ASHTON 1 W             |                   |     |     |     |     |     |     |     |     |     |     |     |                   |     |     |     |     |     |     |     |     | .29 | .30 | .01 | .60   |     |     |     |
| BEDFORD 1 S            |                   |     |     |     |     |     |     |     |     |     |     |     |                   |     |     |     |     |     |     |     |     | .06 | .04 | .02 | .46   |     |     |     |
| BELLEVUE               | .01               | .01 | .05 | .05 |     | .04 |     |     |     |     |     |     |                   |     |     |     |     | .02 | .01 | .03 | .02 | .02 |     |     | .15   |     |     |     |
| BOLIVAR                |                   |     |     |     |     | .05 | .09 | .02 | .06 | .02 |     |     |                   |     |     |     |     |     |     |     |     |     |     |     | .10   |     |     |     |
| CASSVILLE RANGER STA   |                   |     |     |     | .05 | .07 | .06 | .08 | .09 | .05 | .05 | .02 | .08               | .15 | .20 | .02 |     |     |     |     |     | .15 |     |     | .87   |     |     |     |
| CLEARWATER DAM         | .01               | .03 | .09 | .06 | .02 | .03 | .01 | .03 | .01 | .01 | .01 | .01 | .01               | .06 | .05 | .10 | .03 | .02 | .03 | .04 | .04 | .06 | .01 | .74 |       |     |     |     |
| CLINTON 1 NNW          |                   |     |     |     |     |     |     |     |     |     |     |     | .01               | .03 | .04 | .02 |     |     |     |     |     |     |     | .13 |       |     |     |     |
| COLUMBIA WB AIRPORT    |                   |     |     |     |     |     |     |     |     |     |     |     |                   |     |     |     |     |     |     |     |     |     | .01 | .04 | .05   |     |     |     |
| DORA                   |                   |     |     |     |     |     |     |     |     |     |     |     |                   |     |     |     |     |     |     |     |     |     |     |     | .26   |     |     |     |
| DOWNING                |                   |     |     |     |     |     |     |     |     |     |     |     |                   |     |     |     |     |     |     |     |     |     |     |     | .01   |     |     |     |
| ELLINGTON              | .01               | .05 | .15 | .30 | .30 | .03 |     |     |     | .01 | .01 | .01 | .01               | .01 | .01 | .03 | .05 | .09 | .07 | .07 | .02 | .02 | .09 | .03 | 1.45  |     |     |     |
| ELM                    |                   |     |     |     |     |     |     |     |     |     |     |     |                   |     |     |     |     |     |     |     |     |     |     |     | .07   |     |     |     |
| ELM 4 NNW              |                   |     |     |     |     |     |     |     |     |     |     |     |                   |     |     |     |     |     |     |     |     |     |     |     | .05   |     |     |     |
| ELM 1 S                |                   |     |     |     |     |     |     |     |     |     |     |     | .01               |     |     |     |     |     |     |     |     |     |     |     | .03   |     |     |     |
| FARMINGTON 1 E         | .01               | .01 | .03 | .05 |     | .01 | .14 |     | .01 | .04 | .01 | .01 |                   |     |     |     | .01 | .04 | .05 | .05 | .01 |     |     |     | .47   |     |     |     |
| FORSYTH                |                   |     |     |     |     |     |     |     |     |     |     |     |                   |     |     |     |     |     |     |     |     |     |     |     | .05   |     |     |     |
| GOWER 2 N              |                   |     |     |     |     |     |     |     |     |     |     |     |                   |     |     |     |     |     |     |     |     |     |     |     | .40   |     |     |     |
| GRANT CITY             |                   |     |     |     |     |     |     |     |     |     |     |     |                   |     |     |     |     |     |     |     |     |     |     |     | .03   |     |     |     |
| HAMDEN 2 NE            |                   |     |     |     |     |     |     |     |     |     |     |     |                   |     |     |     |     |     |     |     |     | .02 | .23 | .15 | .07   | .05 |     |     |
| HANNIBAL WATER WORKS   |                   |     |     |     |     |     |     |     |     |     |     |     |                   |     |     |     |     |     |     |     |     |     |     |     | .03   |     |     |     |
| HARRIS                 |                   |     |     |     |     |     |     |     |     |     |     |     |                   |     |     |     |     |     |     |     |     |     |     |     | .03   |     |     |     |
| HENRIETTA              |                   |     |     |     |     |     |     |     |     |     |     |     |                   |     |     |     |     |     |     |     |     | .01 | .10 | .40 | .12   | .03 | .05 | .71 |
| HIGBEE 7 S             |                   |     |     |     |     |     |     |     |     |     |     |     |                   |     |     |     |     |     |     |     |     |     |     |     | .13   |     |     |     |
| HIGH POINT 2 SW        |                   |     |     |     |     |     |     |     |     |     |     |     |                   |     |     |     |     |     |     |     |     |     |     |     | .02   |     |     |     |
| HORNERSVILLE           |                   |     |     |     |     |     |     |     |     |     |     |     |                   |     |     |     |     |     |     |     |     |     |     |     | .02   |     |     |     |
| JEWETT 7 E             | .02               | .03 | .04 | .12 | .32 | .31 | .01 | .09 | .14 | .04 | .04 | .01 | .01               | .01 | .01 | .04 | .05 | .05 | .08 | .06 | .05 | .07 | .07 | .04 | 1.65  |     |     |     |
| KANSAS CITY WB AIRPORT |                   |     |     |     |     |     |     |     |     |     |     |     |                   |     |     |     |     |     |     |     |     |     |     |     | .11   |     |     |     |
| K C SWOPE PARK         |                   |     |     |     |     |     |     |     |     |     |     |     |                   |     |     |     |     |     |     |     |     |     |     |     | .11   |     |     |     |
| KANSAS CITY UNIV       |                   |     |     |     |     |     |     |     |     |     |     |     |                   |     |     |     |     |     |     |     |     |     |     |     | .30   |     |     |     |
| KIRKSVILLE CAA AP      |                   |     |     |     |     |     |     |     |     |     |     |     |                   |     |     |     |     |     |     |     |     |     |     |     | .06   |     |     |     |
| LAKESIDE               |                   |     |     |     |     |     |     |     |     |     |     |     |                   |     |     |     |     |     |     |     |     |     |     |     | .65   |     |     |     |
| LEBANON                |                   |     |     |     |     |     |     |     |     |     |     |     | .01               | .02 | .02 |     |     |     |     |     |     |     |     |     | .05   |     |     |     |
| LEES SUMMIT 1 N        |                   |     |     |     |     |     |     |     |     |     |     |     |                   |     |     |     |     |     |     |     |     |     |     |     | .20   |     |     |     |
| LINNEUS 2 S            |                   |     |     |     |     |     |     |     |     |     |     |     |                   |     |     |     |     |     |     |     |     |     |     |     | .06   |     |     |     |
| LIVONIA                |                   |     |     |     |     |     |     |     |     |     |     |     |                   |     |     |     |     |     |     |     |     |     |     |     | .03   |     |     |     |
| LOCKWOOD               |                   |     |     | .10 | .05 | .09 | .02 | .09 | .04 | .01 | .01 | .04 | .04               |     |     |     |     |     |     |     |     |     |     |     | .60   |     |     |     |
| LUCERNE                |                   |     |     |     |     |     |     |     |     |     |     |     |                   |     |     |     |     |     |     |     |     |     |     |     | .51   |     |     |     |
| HACON                  |                   |     |     |     |     |     |     |     |     |     |     |     |                   |     |     |     |     |     |     |     |     |     |     |     | .03   |     |     |     |
| MALDEN 3 N             | .06               | .11 |     |     |     | .03 | .03 |     |     |     |     |     | .04               | .02 | .03 | .06 | .01 | .05 | .04 | .07 | .09 | .04 |     |     | .03   |     |     |     |
| MARSHALL               |                   |     |     |     |     |     |     |     |     |     |     |     |                   |     |     |     |     |     |     |     |     |     |     |     | .02   |     |     |     |
| MARSHFIELD             |                   |     |     |     |     |     |     |     | .01 | .04 | .02 | .02 | .01               | .01 | .04 | .08 | .03 | .01 | .02 | .06 |     |     |     |     | .35   |     |     |     |
| MARYVILLE 7 NNW        |                   |     |     |     |     |     |     |     |     |     |     |     |                   |     |     |     |     |     |     |     |     |     |     |     | .40   |     |     |     |
| MC CREDIE 2 W          |                   |     |     |     |     |     |     |     |     |     |     |     |                   |     |     |     |     |     |     |     |     |     |     |     | .03   |     |     |     |
| MC CREDIE EXP STA      |                   |     |     |     |     |     |     |     |     |     |     |     |                   |     |     |     |     |     |     |     |     |     |     |     | .03   |     |     |     |
| MILLER 2 SE            |                   |     |     |     |     | .05 | .08 | .12 | .12 | .03 | .02 | .03 | .02               | .13 | .14 | .03 | .13 | .05 | .20 | .02 |     |     |     |     | 1.17  |     |     |     |
| MOBERLY RADIO KNCH     |                   |     |     |     |     |     |     |     |     |     |     |     |                   |     |     |     |     |     |     |     |     |     |     |     | .06   |     |     |     |
| MORA                   |                   |     |     |     |     |     |     |     |     |     |     |     |                   |     |     |     |     |     |     |     |     |     |     |     | .08   |     |     |     |
| MOUNTAIN GROVE 2 N     |                   |     |     |     |     | *   | *   | *   | *   | .02 | .03 | .02 | .01               | *   | *   | *   | *   | *   | *   | .24 |     |     |     |     | .24   |     |     |     |
| NEVADA SEWAGE PL       |                   |     |     |     |     |     |     |     |     |     |     |     |                   |     |     |     |     |     |     |     |     |     |     |     | .25   |     |     |     |
| OREGON 1 ENE           |                   |     |     |     |     |     |     |     | .08 | .07 | .02 | .04 | .02               | .01 | .01 |     |     |     |     |     |     |     |     |     | .04   |     |     |     |
| OSCEOLA 3 NE           |                   |     |     |     |     |     |     |     | .02 | .01 | .04 | .10 | .01               | .01 |     |     |     |     |     |     |     |     |     |     | .25   |     |     |     |
| OWENSVILLE             |                   |     |     |     |     |     |     |     | .01 | .03 |     |     | .01               | .01 |     |     |     |     |     |     |     |     |     |     | .05   |     |     |     |
| PATTONSBURG            |                   |     |     |     |     |     |     |     |     |     |     |     |                   |     |     |     |     |     |     |     |     |     |     |     | .20   |     |     |     |
| POTOSI 2 S             | .01               | .03 |     |     |     |     |     |     |     |     |     |     |                   |     |     |     |     |     |     |     |     |     |     |     | .27   |     |     |     |
| RICHMOND 7 N           |                   |     |     |     |     |     |     |     | .08 | .01 |     | .02 | .01               | .01 |     |     |     |     |     |     |     |     |     |     |       |     |     |     |



# HOURLY PRECIPITATION

MISSOURI  
APRIL 1957

| Station                | A. M. Hour Ending |     |     |     |     |   |     |     |     |     |     |     | P. M. Hour Ending |     |     |     |     |     |     |     |     |     |     |     | Total |
|------------------------|-------------------|-----|-----|-----|-----|---|-----|-----|-----|-----|-----|-----|-------------------|-----|-----|-----|-----|-----|-----|-----|-----|-----|-----|-----|-------|
|                        | 1                 | 2   | 3   | 4   | 5   | 6 | 7   | 8   | 9   | 10  | 11  | 12  | 1                 | 2   | 3   | 4   | 5   | 6   | 7   | 8   | 9   | 10  | 11  | 12  |       |
| LOCKWOOD               |                   |     |     |     |     |   |     | .32 | .02 | .05 | .03 |     |                   |     |     |     |     |     |     |     |     |     |     |     | .42   |
| MARSHFIELD             |                   |     |     |     |     |   |     |     |     | .30 | .06 | .02 | .04               |     |     |     |     |     |     |     |     |     |     |     | .42   |
| MC CREDIE EXP STA      | .01               |     |     |     |     |   |     |     |     |     |     |     |                   |     |     |     |     |     |     |     |     |     |     | .01 |       |
| MIDDLETOWN 5 ENE       | .02               |     |     |     |     |   | .37 |     |     |     |     |     |                   |     |     |     |     |     |     |     |     |     |     | .39 |       |
| MILLER 2 SE            |                   |     |     |     |     |   |     | .06 | .07 | .06 |     |     | .02               |     |     |     |     |     |     |     |     |     |     | .19 |       |
| MOUNTAIN GROVE 2 N     |                   |     |     |     |     |   |     |     |     | .04 | .02 |     |                   |     |     |     |     |     |     |     |     |     |     | .08 |       |
| NEVADA SEWAGE PL       |                   |     |     |     |     |   | .16 | .17 | .03 |     |     |     |                   |     |     |     |     |     |     |     |     |     |     | .36 |       |
| OSCEOLA 3 NE           | .01               | .01 |     |     |     |   |     |     | .07 | .02 |     |     | .03               | .01 |     | .01 |     |     |     |     |     |     |     | .11 |       |
| OWENSVILLE             |                   |     |     |     |     |   |     |     |     |     |     |     |                   |     |     |     |     |     |     |     |     |     |     | .05 |       |
| POTOSI 2 S             |                   |     |     |     |     |   |     |     |     |     |     |     | .05               | .26 | .04 | .01 |     |     |     |     |     |     |     | .36 |       |
| RICHWOODS              | .03               | .01 | .01 |     |     |   |     |     |     |     |     |     | .71               | .08 |     |     |     |     |     |     |     |     |     | .84 |       |
| ROBY                   |                   |     |     |     |     |   |     | .36 | .08 | .05 | .05 | .02 |                   |     |     |     |     |     |     |     |     |     |     | .49 |       |
| ROGERSVILLE 1 ENE      |                   |     |     |     |     |   |     |     | .10 | .05 | .03 | .07 |                   |     |     |     |     |     |     |     |     |     |     | .29 |       |
| ROLLA SCHOOL OF MINES  |                   |     |     |     |     |   |     |     |     |     | .13 | .04 | .02               |     |     | .01 |     |     |     |     |     |     |     | .17 |       |
| ROLLA 5 SE             |                   |     |     |     |     |   |     |     | .01 | .01 | .09 | .06 | .01               |     |     |     |     |     |     |     |     |     |     | .11 |       |
| ROLLA 3 W              |                   |     |     |     |     |   |     |     |     |     | .04 | .04 |                   |     |     |     |     |     |     |     |     |     |     | .12 |       |
| ROLLA 4 SE             |                   |     |     |     |     |   |     |     |     |     | .08 | .04 |                   |     |     |     |     |     |     |     |     |     |     | .10 |       |
| ST JAMES 3 NW          |                   |     |     |     |     |   |     |     |     |     | .01 | .04 | .05               |     |     |     |     |     |     |     |     |     |     | .10 |       |
| ST LOUIS WB AP         |                   |     |     |     |     |   |     |     |     |     |     |     |                   |     |     |     |     |     |     |     |     |     |     | .24 |       |
| ST LOUIS WB CITY       | .03               |     | .23 |     |     |   |     |     |     |     |     |     |                   |     | .12 | .08 | .01 |     |     |     |     |     |     | .09 |       |
| ST LOUIS WASH UNIV     | .01               |     | .01 |     |     |   |     |     |     |     |     |     |                   |     | .07 |     |     |     |     |     |     |     |     | .18 |       |
| SALEM                  |                   |     |     |     |     |   |     | .10 | .18 | .05 | .01 | .14 | .02               |     |     |     |     |     |     |     |     |     |     | .33 |       |
| SENECA                 |                   |     |     |     |     |   |     |     |     |     |     |     |                   |     |     |     |     |     |     |     |     |     |     | .68 |       |
| SPEED 2 NNW            |                   |     |     |     |     |   |     |     |     |     | .03 |     |                   |     |     |     |     |     |     |     |     |     |     | .94 |       |
| SPRING CITY            |                   |     |     |     |     |   | .25 | .17 | .22 | .04 | .15 | .21 | .03               |     |     |     |     |     |     |     |     |     |     | .52 |       |
| SPRINGFIELD WB AP      | //                |     |     |     |     |   | .32 | .34 | .09 | .04 | .27 | .07 |                   |     |     |     |     |     |     |     |     |     |     | .08 |       |
| STEELEVILLE            |                   |     |     |     |     |   |     |     |     |     |     | .21 | .03               |     |     |     |     |     |     |     |     |     |     | .49 |       |
| SULLIVAN 3 E           |                   | .01 |     |     |     |   |     |     |     |     |     | .07 |                   |     |     |     |     |     |     |     |     |     |     | .07 |       |
| TAYLOR ROCK DAM        |                   |     |     |     |     |   |     |     |     | .01 | .02 | .14 | .12               |     |     |     |     |     |     |     |     |     |     | .49 |       |
| TYRONE 2 NNW           |                   |     |     |     |     |   |     |     |     |     | .21 | .24 | .01               | .03 |     |     |     |     |     |     |     |     |     | .07 |       |
| TYRONE 2 NNW           |                   |     |     |     |     |   | .01 |     |     |     | .02 | .03 | .01               | .05 |     |     |     |     |     |     |     |     |     | .22 |       |
| VICHY 2 SE             |                   |     |     |     |     |   |     |     |     |     | .02 | .15 | .05               |     |     |     | .40 | .01 |     |     |     |     |     | .41 |       |
| VIENNA 3 NW            |                   |     |     |     |     |   |     |     |     |     |     |     |                   |     |     |     |     |     |     |     |     |     |     | .02 |       |
| WAPPAPPELLO DAM        |                   | .01 | .01 |     |     |   |     |     |     |     |     | .10 | .05               |     |     |     |     |     |     |     |     |     |     | .45 |       |
| WASHINGTON 3 S         |                   |     |     |     |     |   |     |     |     |     | .03 | .27 | .10               | .05 |     |     |     |     |     |     |     |     |     | .61 |       |
| WASOLA                 |                   |     |     |     |     |   |     |     |     |     | .31 | .09 | .10               |     |     |     |     |     |     |     |     |     |     | .50 |       |
| WEST PLAINS            |                   |     |     |     |     |   |     |     |     |     |     | .01 | .60               |     |     |     |     |     |     |     |     |     |     |     |       |
| WILLOW SPRINGS FOR SER |                   |     |     |     |     |   |     |     |     |     |     | .31 | .09               | .10 |     |     |     |     |     |     |     |     |     |     |       |
| -19th-                 |                   |     |     |     |     |   |     |     |     |     |     |     |                   |     |     |     |     |     |     |     |     |     |     |     |       |
| AMSTERDAM              |                   |     |     |     |     |   |     |     |     |     |     | .05 | .01               |     |     |     |     |     |     |     |     | .06 |     | .06 |       |
| BELLEVIEW              |                   |     |     |     |     |   |     |     |     |     |     |     |                   |     |     |     |     |     |     |     |     | .06 |     | .17 |       |
| BOLIVAR                |                   |     |     |     |     |   |     |     |     |     |     |     |                   |     | .02 | .15 |     |     |     |     |     | .02 | .01 | .03 |       |
| CAP AU GRIS L + D 25   |                   |     |     |     |     |   |     |     |     |     |     |     |                   |     | .02 | .03 | .05 |     |     |     |     | .02 | .01 | .02 | .10   |
| CASSVILLE RANGER STA   | //                |     |     |     |     |   |     |     |     |     |     |     |                   |     |     |     |     |     |     |     |     |     |     | .05 |       |
| CLARKSVILLE L + D 24   |                   |     |     |     |     |   |     |     |     |     |     |     |                   |     |     |     |     |     |     |     |     |     |     | .10 |       |
| DANVILLE 1 ENE         |                   |     |     |     |     |   |     |     |     |     |     |     |                   |     |     |     |     | .06 | .05 | .03 | .08 | .02 | .01 | .02 | .11   |
| DORA                   |                   |     |     |     |     |   |     |     |     |     |     | .01 | .01               | .01 |     | .13 | .01 |     | .06 | .05 |     |     |     | .17 |       |
| DOWNING                |                   |     |     |     |     |   |     |     |     |     |     |     |                   |     |     |     |     |     |     |     |     | .09 | .01 | .16 |       |
| ELSBERRY 4 WSW         |                   |     |     |     |     |   |     |     |     |     |     |     |                   |     |     |     |     |     |     |     |     | .03 | .01 | .04 |       |
| ELSBERRY 4 SW          |                   |     |     |     |     |   |     |     |     |     |     |     |                   |     |     |     |     |     |     |     |     |     | .02 | .04 |       |
| FARMINGTON 1 E         |                   |     |     |     |     |   |     |     |     |     |     | *   | *                 | .04 |     |     |     |     |     |     |     |     |     | .06 |       |
| GRANT CITY             |                   |     |     |     |     |   |     |     |     |     |     |     |                   |     |     |     |     |     |     | .04 | .02 |     |     |     | .12   |
| JEFF CITY LINCOLN UNIV |                   |     |     |     |     |   |     |     |     |     |     |     |                   |     |     |     |     |     |     | .01 | .02 |     |     |     | .20   |
| LAKESIDE               |                   |     |     |     |     |   |     |     |     |     |     |     |                   |     |     |     |     |     |     |     |     |     |     | .27 |       |
| LEBANON                |                   |     |     |     |     |   |     |     |     |     |     | .01 | .01               | .25 |     |     |     |     |     |     |     |     |     | .40 |       |
| LOCKWOOD               |                   |     |     |     |     |   |     |     |     |     |     |     | .01               | .01 | .25 |     |     |     |     |     |     |     |     | .14 |       |
| MARSHFIELD             |                   |     |     |     |     |   |     |     |     |     |     | .10 | .01               | .03 |     |     |     |     |     |     |     |     |     | .06 |       |
| MARYVILLE 7 NNW        |                   |     |     |     |     |   |     |     |     |     |     |     |                   |     |     |     |     |     |     |     |     |     |     | .14 |       |
| MIDDLETOWN 5 ENE       |                   |     |     |     |     |   |     |     |     |     |     |     |                   |     |     |     |     |     |     |     |     | .42 | .06 | .01 |       |
| MOUNTAIN GROVE 2 N     |                   |     |     |     |     |   |     |     |     |     |     |     |                   |     |     |     |     |     |     |     |     | .06 | .17 | .02 |       |
| OWENSVILLE             |                   |     |     |     |     |   |     |     |     |     |     | .02 |                   |     |     |     |     |     |     |     |     |     |     | .15 |       |
| PATTONSBURG            |                   |     |     |     |     |   |     |     |     |     |     |     |                   |     |     |     |     |     |     |     |     | .15 | .16 | .10 |       |
| POTOSI 2 S             |                   |     |     |     |     |   |     |     |     |     |     |     |                   |     |     |     |     |     |     |     |     |     |     | .18 |       |
| RICHWOODS              |                   |     |     |     |     |   |     |     |     |     |     |     |                   |     |     |     |     |     |     |     |     | .03 | .08 | .10 |       |
| ROBY                   |                   |     |     |     |     |   |     |     |     |     |     |     |                   |     |     |     |     |     |     |     |     | .15 | .03 | .15 |       |
| ROGERSVILLE 1 ENE      |                   |     |     |     |     |   |     |     |     |     |     |     |                   |     |     |     |     |     |     |     |     | .03 | .10 | .05 |       |
| ROLLA SCHOOL OF MINES  |                   |     |     |     |     |   |     |     |     |     |     |     |                   |     |     |     |     |     |     |     |     | .03 | .07 | .05 |       |
| ROLLA 5 SE             |                   |     |     |     |     |   |     |     |     |     |     |     |                   |     |     |     |     |     |     |     |     | .10 | .05 | .11 |       |
| ROLLA 3 W              |                   |     |     |     |     |   |     |     |     |     |     |     |                   |     |     |     |     |     |     |     |     | .10 | .01 | .11 |       |
| ROLLA 4 SE             |                   |     |     |     |     |   |     |     |     |     |     |     |                   |     |     |     |     |     |     |     |     | .09 | .02 | .07 |       |
| ST JAMES 3 NW          |                   |     |     |     |     |   |     |     |     |     |     | .07 |                   |     |     |     |     |     |     |     |     |     |     | .14 |       |
| SAINT JOSEPH WB AP     |                   |     |     |     |     |   |     |     |     |     |     |     |                   |     |     |     |     |     |     |     |     | .04 | .10 | .22 |       |
| ST LOUIS WB AP         |                   |     |     |     |     |   |     |     |     |     |     |     |                   |     |     |     |     |     |     |     |     | .06 | .09 | .17 |       |
| ST LOUIS WB CITY       |                   |     |     |     |     |   |     |     |     |     |     |     |                   |     |     |     |     |     |     |     |     | .01 | .01 | .27 |       |
| ST LOUIS WASH UNIV     |                   |     |     |     |     |   |     |     |     |     |     |     |                   |     |     |     |     |     |     |     |     | .01 | .01 | .22 |       |
| SALEM                  |                   |     |     |     |     |   |     |     |     |     |     |     |                   |     |     |     |     |     |     |     |     | .01 | .01 | .45 |       |
| SENECA                 |                   | .02 | .01 | .01 | .13 |   |     |     |     |     |     | .01 | .04               |     |     |     |     |     |     |     |     | .01 | .01 | .22 |       |
| SPRING CITY            |                   |     |     |     | .40 |   |     |     |     |     |     | .02 | .03               |     |     |     |     |     |     |     |     | .10 | .08 | .18 |       |
| SPRINGFIELD WB AP      | //                |     |     |     |     |   |     |     |     |     |     | .02 |                   |     |     |     |     |     |     |     |     |     |     | .20 |       |
| STANBERRY              |                   |     |     |     |     |   |     |     |     |     |     |     |                   |     |     |     |     |     |     |     |     |     |     | .04 |       |
| STEELEVILLE            |                   |     |     |     |     |   |     |     |     |     |     |     |                   |     |     |     |     |     |     |     |     | .19 | .06 | .07 |       |
| SULLIVAN 3 E           |                   |     |     |     |     |   |     |     |     |     |     |     |                   |     |     |     |     |     |     |     |     | .03 | .01 | .19 |       |
| TYRONE 2 NNW           |                   |     |     |     |     |   |     |     |     |     |     |     |                   |     |     |     |     |     |     |     |     | .18 | .01 | .05 |       |
| TYRONE 2 NNW           |                   |     |     |     |     |   |     |     |     |     |     |     |                   |     |     |     |     |     |     |     |     | .04 | .01 | .06 |       |
| VICHY 2 SE             |                   |     |     |     |     |   |     |     |     |     |     |     |                   |     |     |     |     |     |     |     |     | .04 | .02 | .06 |       |
| VIENNA 3 NW            |                   |     |     |     |     |   |     |     |     |     |     |     |                   |     |     |     |     |     |     |     |     | .05 | .04 | .06 |       |
| WASHINGTON 3 S         |                   |     |     |     |     |   |     |     |     |     |     |     |                   |     |     |     |     |     |     |     |     | .06 | .04 | .06 |       |
| WASOLA                 |                   |     |     |     |     |   |     |     |     |     |     |     |                   |     |     |     |     |     |     |     |     | .01 | .10 | .11 |       |
| WILLOW SPRINGS FOR SER |                   |     |     |     |     |   |     |     |     |     |     |     |                   |     |     |     |     |     |     |     |     |     |     |     |       |
| -20th-                 |                   |     |     |     |     |   |     |     |     |     |     |     |                   |     |     |     |     |     |     |     |     |     |     |     |       |
| ALTON                  |                   |     |     |     |     |   |     |     |     |     |     |     |                   |     |     |     |     |     |     |     |     | .01 | .03 | .12 |       |
| AMSTERDAM              |                   |     |     | .03 | .01 |   |     |     |     |     |     |     |                   |     |     |     |     |     |     |     |     |     |     | .04 |       |
| APPLETON CITY          |                   |     |     |     | .03 |   |     |     |     |     |     |     |                   |     |     |     |     |     |     |     |     |     |     | .03 |       |
| BELLEVIEW              |                   |     |     |     |     |   |     |     |     |     |     |     |                   |     | .19 | .50 |     | .03 | .05 | .08 | .01 |     |     |     | .83   |
| CAP AU GRIS L + D 25   |                   |     |     |     |     |   | .01 | .23 | .02 | .01 |     |     |                   |     |     |     |     |     |     |     |     |     |     |     |       |

# HOURLY PRECIPITATION

MISSOURI  
APRIL 1957

| Station                | A. M. Hour Ending |   |     |     |     |     |     |     |     |     |     |     | P. M. Hour Ending |   |     |     |     |     |     |     |     |     |     |     | Total |      |  |
|------------------------|-------------------|---|-----|-----|-----|-----|-----|-----|-----|-----|-----|-----|-------------------|---|-----|-----|-----|-----|-----|-----|-----|-----|-----|-----|-------|------|--|
|                        | 1                 | 2 | 3   | 4   | 5   | 6   | 7   | 8   | 9   | 10  | 11  | 12  | 1                 | 2 | 3   | 4   | 5   | 6   | 7   | 8   | 9   | 10  | 11  | 12  |       |      |  |
| HIGBEE 7 S             |                   |   | .01 | .03 | .01 | .06 | .02 | .01 |     |     |     |     |                   |   |     |     |     |     | .01 | .04 |     |     |     |     | .74   |      |  |
| HIGH POINT 2 SW        |                   |   |     | .02 | .02 | .01 |     |     |     |     |     |     |                   |   |     |     |     |     |     |     |     |     |     |     | .05   |      |  |
| JEFF CITY LINCOLN UNIV |                   |   |     | .12 | .06 | .20 | .06 |     |     |     |     |     |                   |   |     |     |     |     |     |     |     |     |     |     | .05   |      |  |
| JEWETT 7 E             |                   |   |     |     |     |     |     |     |     |     |     |     |                   |   |     |     |     |     |     |     |     |     |     |     | .02   |      |  |
| KANSAS CITY WB AIRPORT |                   |   | .02 | .12 | .04 |     |     |     |     |     |     |     |                   |   |     |     |     |     |     |     |     |     |     |     | .16   |      |  |
| K C SWOPE PARK         |                   |   |     |     |     |     |     |     |     |     |     |     |                   |   |     |     |     |     |     |     |     |     |     |     | .04   |      |  |
| KANSAS CITY UNIV       |                   |   |     |     |     |     |     |     |     |     |     |     |                   |   | .12 | .08 |     |     |     |     |     |     |     |     | .20   |      |  |
| LEBANON                |                   |   |     |     |     |     |     |     |     |     |     |     |                   |   |     |     |     |     |     |     |     |     |     |     | .07   |      |  |
| LEES SUMMIT 1 N        |                   |   |     |     | .05 | .02 |     |     |     | .02 | .01 | .01 | .01               |   |     |     |     |     |     |     |     |     |     |     | .23   |      |  |
| LIVONIA                |                   |   |     |     |     |     |     |     |     | .02 | .01 | .01 | .01               |   |     |     |     |     |     |     |     |     |     |     | .04   |      |  |
| LOCKWOOD               |                   |   |     |     |     |     |     |     |     | .04 | .01 | .01 | .11               |   |     |     |     |     |     |     |     |     |     |     | .22   |      |  |
| LUCERNE                |                   |   | .02 | .02 |     |     |     |     |     |     |     |     |                   |   | .05 | .01 |     |     |     |     |     |     |     |     | .04   |      |  |
| MARSHFIELD             |                   |   |     |     |     |     |     |     |     |     |     |     |                   |   | .14 | .05 | .03 |     |     |     |     |     |     |     | .22   |      |  |
| MC CREDIE 2 W          |                   |   |     |     |     | .49 | .24 | .34 | .15 | .11 |     |     |                   |   |     |     |     |     |     |     |     |     |     |     | 1.33  |      |  |
| MC CREDIE EXP STA      |                   |   |     | .03 | .01 | .47 | .45 | .12 |     |     |     |     |                   |   |     |     |     |     |     |     |     |     |     |     | 1.08  |      |  |
| MIDDLETOWN 5 ENE       |                   |   |     |     |     |     | .02 | .11 | .07 |     |     |     |                   |   |     |     |     |     |     |     |     |     |     |     | .20   |      |  |
| MILLER 2 SE            |                   |   |     | .03 | .35 |     |     |     |     |     |     |     |                   |   | .10 |     |     |     |     |     |     |     |     |     | .15   |      |  |
| MOBERLY RADIO KNCH     |                   |   |     |     |     |     |     |     |     |     |     |     |                   |   |     |     |     |     |     |     |     |     |     |     | .38   |      |  |
| MOUNTAIN GROVE 2 N     |                   |   |     |     |     |     |     |     |     |     |     |     |                   |   |     |     |     |     |     |     |     |     |     |     | .14   |      |  |
| OWENSVILLE             |                   |   | .01 |     |     |     | .05 | .04 |     |     |     |     |                   |   |     |     |     |     |     |     |     |     |     |     | .56   |      |  |
| POTOSI 2 S             |                   |   |     | .02 | .02 |     |     |     |     |     |     |     |                   |   |     |     |     |     |     |     |     |     |     |     | .14   |      |  |
| RICHMOND 7 N           |                   |   | .01 | .01 |     |     |     |     |     |     |     |     |                   |   |     |     |     |     |     |     |     |     |     |     | .65   |      |  |
| RICHWOODS              |                   |   |     |     |     |     |     |     |     |     |     |     |                   |   |     |     |     |     |     |     |     |     |     |     | .04   |      |  |
| ROBY                   |                   |   |     |     |     |     |     |     |     |     |     |     |                   |   | .02 | .04 | .25 | .05 |     |     |     |     |     |     | .38   |      |  |
| ROGERSVILLE 1 ENE      |                   |   |     |     |     |     |     |     |     |     |     |     |                   |   | .11 | .10 | .08 | .02 |     |     |     |     |     |     | .16   |      |  |
| ROLLA SCHOOL OF MINES  |                   |   |     |     |     | .10 |     |     |     |     |     |     |                   |   | .03 | .05 | .01 | .01 |     |     |     |     |     |     | .16   |      |  |
| ROLLA 5 SE             |                   |   |     |     |     |     | .03 | .02 |     |     |     |     |                   |   | .05 | .01 |     |     |     |     |     |     |     |     | .11   |      |  |
| ROLLA 3 W              |                   |   |     |     |     |     |     |     |     |     |     |     |                   |   | .08 | .04 |     |     |     |     |     |     |     |     | .12   |      |  |
| ROLLA 4 SE             |                   |   |     |     |     |     |     |     |     |     |     |     |                   |   | .13 | .02 |     |     |     |     |     |     |     |     | .22   |      |  |
| ST JAMES 3 NW          |                   |   |     |     |     |     | .05 |     |     |     |     |     |                   |   |     |     |     |     |     |     |     |     |     |     | .01   |      |  |
| SAINT JOSEPH WB AP     |                   |   | .01 |     |     |     |     |     |     |     |     |     |                   |   | .06 | .06 | .15 |     |     |     |     |     |     |     | .45   |      |  |
| ST LOUIS WB AP         |                   |   |     |     |     |     |     |     | .11 | .07 |     |     |                   |   | .09 | .05 | .18 | .04 |     |     |     |     |     |     | .36   |      |  |
| ST LOUIS WB CITY       |                   |   |     |     |     |     |     |     | *   | *   | *   | *   |                   |   | .05 | .08 | .04 | .17 | .01 |     |     |     |     |     | .35   |      |  |
| ST LOUIS WASH UNIV     |                   |   |     |     | .03 | .01 |     |     |     |     |     |     |                   |   | .01 | .33 | .04 |     |     |     |     |     |     |     | .95   |      |  |
| SALEM                  |                   |   |     |     |     |     |     |     |     |     |     |     |                   |   | .25 | .12 | .06 |     |     |     |     |     |     |     | .64   |      |  |
| SENECA                 |                   |   |     |     |     |     |     |     | .05 |     |     |     |                   |   | .02 |     |     |     |     |     |     |     |     |     | .45   |      |  |
| SPRING CITY            |                   |   |     |     |     |     |     |     |     |     |     |     |                   |   | .14 | .03 |     |     |     |     |     |     |     |     | .17   |      |  |
| SPRINGFIELD WB AP      | //                |   |     |     |     |     |     |     |     |     |     |     |                   |   | .05 | .10 | .14 | .01 |     |     |     |     |     |     | .30   |      |  |
| STEELVILLE             |                   |   |     |     |     |     | .01 | .02 | .01 |     |     |     |                   |   |     |     |     |     |     |     |     |     |     |     | .04   |      |  |
| STEFFENVILLE           |                   |   |     |     |     | .05 |     |     |     |     |     |     |                   |   |     |     |     |     |     |     |     |     |     |     | .05   |      |  |
| STET 4 SSE             |                   |   |     |     |     |     |     |     |     |     |     |     |                   |   | .01 | .02 | .28 |     |     |     |     |     |     |     | .31   |      |  |
| SULLIVAN 3 E           |                   |   |     |     |     |     |     |     |     |     |     |     |                   |   | .13 | .55 | .10 |     |     |     |     |     |     |     | .80   |      |  |
| TABLE ROCK DAM         |                   |   |     |     |     |     |     |     |     |     |     |     |                   |   | .58 | .09 | .02 | .25 |     |     |     |     |     |     | 1.09  |      |  |
| TYRONE 2 NW            |                   |   | .01 | .05 | .01 |     | .05 | .05 |     | .05 | .09 |     |                   |   | .02 | .03 |     |     |     |     |     |     |     |     | .18   |      |  |
| VICHY 2 SE             |                   |   |     |     |     | .05 | .05 |     |     |     |     |     |                   |   |     |     |     |     |     | .01 |     | .01 |     |     | .50   |      |  |
| VIENNA 3 NW            |                   |   |     |     |     | .45 |     |     |     |     |     |     |                   |   | .03 | .03 | .02 |     |     |     |     |     |     |     | .25   |      |  |
| VILLA RIDGE 2 NW       |                   |   |     |     |     |     | .05 | .09 | .01 |     |     |     |                   |   | .03 | .11 | .01 |     |     |     |     |     |     |     | .10   |      |  |
| WARRENSBURG            |                   |   |     |     |     |     | .05 | .09 | .01 |     |     |     |                   |   | .03 | .11 | .01 |     |     |     |     |     |     |     | .25   |      |  |
| WASHINGTON 3 S         |                   |   | .01 | .01 |     | .05 | .02 | .14 |     |     |     |     |                   |   | .02 | .06 | .02 |     |     | .01 |     | .01 |     |     | .30   |      |  |
| WASOLA                 |                   |   |     |     |     |     |     |     |     |     |     |     |                   |   | .27 | .02 |     |     |     |     |     |     |     |     | .34   |      |  |
| WEST PLAINS            |                   |   |     | .03 |     |     |     |     |     |     |     |     |                   |   | .01 |     | .01 |     |     |     |     |     |     | .04 | .09   |      |  |
| WILLOW SPRINGS FOR SER |                   |   |     | .04 |     |     |     |     |     |     |     |     |                   |   | .60 |     | .01 | .04 |     |     |     |     |     |     | 1.47  |      |  |
| -21st-                 |                   |   |     |     |     |     |     |     |     |     |     |     |                   |   |     |     |     |     |     |     |     |     |     |     |       |      |  |
| ADVANCE 5 ESE          |                   |   |     |     |     |     |     |     | .30 | .03 |     |     |                   |   |     |     |     |     |     |     |     |     |     |     | .62   |      |  |
| ALTON                  |                   |   | .01 |     | .19 |     |     |     |     |     |     |     |                   |   |     |     |     |     |     |     | .01 | .25 | .41 | .10 | .29   | 1.03 |  |
| AMSTERDAM              |                   |   |     |     |     |     | .04 | .02 | .07 | .27 | .12 | .02 |                   |   |     |     |     |     |     |     |     |     |     |     |       | .53  |  |
| APPLETON CITY          |                   |   |     |     |     |     | .02 | .20 | .02 | .01 |     |     |                   |   | .01 |     |     |     |     |     | .01 | .02 | .02 |     |       | .31  |  |
| BEDFORD 1 S            |                   |   |     |     |     |     |     |     |     |     |     |     |                   |   |     |     |     |     |     |     |     |     |     |     |       | .05  |  |
| BELLEVUE               |                   |   | .01 | .01 |     |     | .10 | .05 |     | .04 | .05 | .01 |                   |   |     |     |     |     |     |     | .01 | .24 |     |     |       | .30  |  |
| BOLIVAR                |                   |   |     |     |     |     |     |     |     |     |     |     |                   |   |     |     |     |     |     |     |     |     |     |     |       | .19  |  |
| CAP AU GRIS L + D 25   |                   |   | .01 | .04 | .05 |     |     |     |     |     |     |     |                   |   | .01 | .01 |     |     |     |     | .05 |     |     |     |       | .12  |  |
| CASSVILLE RANGER STA   |                   |   |     |     |     |     |     |     |     |     |     |     |                   |   |     |     |     |     |     |     |     |     |     |     |       | .10  |  |
| CLARKSVILLE L + D 24   | //                |   |     |     |     |     | .02 | .17 |     | .01 | .02 | .06 |                   |   | .04 |     |     |     |     |     |     |     | .43 | .23 | .06   | .89  |  |
| CLEARWATER DAM         |                   |   | .01 |     |     |     | .02 | .02 |     | .01 | .02 | .01 |                   |   | .02 | .01 |     | .01 | .05 |     |     | .01 |     |     | .03   |      |  |
| CLINTON 1 NW           |                   |   |     |     |     |     |     |     |     |     |     |     |                   |   |     |     |     |     |     |     |     |     |     |     |       | .45  |  |
| COLUMBIA WB AIRPORT    |                   |   |     |     |     |     | .02 | .01 |     |     |     |     |                   |   | .02 | .01 |     | .01 | .05 |     |     | .05 | .01 | .13 | .22   |      |  |
| DANVILLE 1 ENE         |                   |   |     |     |     |     | .02 | .03 | .01 |     |     |     |                   |   |     |     |     |     |     |     |     | .04 | .15 | .10 | .62   |      |  |
| DORA                   |                   |   | .02 | .06 | .12 | .05 | .02 | .04 |     |     |     |     |                   |   | .01 | .04 | .05 | .01 | .02 | .02 |     | .01 | .02 | .01 | 1.19  |      |  |
| ELLINGTON              |                   |   |     |     |     |     | .46 | .04 |     |     |     |     |                   |   | .01 | .01 | .03 | .05 |     |     |     |     |     |     | .43   |      |  |
| ELM                    |                   |   |     |     |     | .04 | .04 | .02 | .08 | .04 | .02 |     |                   |   | .01 | .04 | .05 | .01 | .02 | .02 |     | .01 | .02 | .01 | .38   |      |  |
| ELM 4 NW               |                   |   |     |     |     | .05 | .02 | .03 | .02 | .08 | .04 | .01 |                   |   | .01 | .05 | .06 | .01 | .05 | .01 | .01 |     |     |     | .47   |      |  |
| ELM 1 S                |                   |   |     |     |     |     | .04 | .03 | .02 | .08 | .04 | .01 |                   |   | .01 | .05 | .06 | .01 | .05 | .01 | .01 |     |     |     | .20   |      |  |
| ELSBERRY 4 WSW         |                   |   |     |     |     |     | .01 | .01 | .01 | .01 | .01 |     |                   |   | .04 | .01 |     |     |     |     |     |     |     |     | .15   |      |  |
| ELSBERRY 4 SW          |                   |   |     |     |     |     |     |     |     |     |     |     |                   |   |     |     |     |     |     |     |     |     |     |     | .24   |      |  |
| FARMINGTON 1 E         |                   |   |     |     |     |     |     |     |     |     |     |     |                   |   |     |     |     |     |     |     |     |     |     |     | .44   |      |  |
| FULTON 4 SW            |                   |   |     |     |     |     | .03 | .02 |     |     |     |     |                   |   | .02 | .01 |     |     |     |     |     |     |     |     | .45   |      |  |
| HANDEN 2 NE            |                   |   |     |     |     |     |     |     |     | .01 | .01 | .01 |                   |   | .02 | .03 | .02 |     |     |     |     |     |     |     | .18   |      |  |
| HANNIBAL WATER WORKS   |                   |   |     |     |     |     | .04 | .12 | .25 | .02 |     |     |                   |   | .02 | .03 | .02 |     |     |     |     |     |     |     | .12   |      |  |
| HENRIETTA              |                   |   |     |     |     |     |     |     |     | .01 | .01 | .01 |                   |   |     |     |     |     |     |     |     |     |     |     | .43   |      |  |
| HIGBEE 7 S             |                   |   |     |     |     |     | .01 | .04 | .02 |     |     |     |                   |   | .01 | .01 | .01 |     |     |     |     |     |     |     | .20   |      |  |
| HORNERSVILLE           |                   |   |     |     |     |     |     |     |     |     |     |     |                   |   |     |     |     |     |     |     |     | .01 | .04 |     | .18   |      |  |
| JEFF CITY LINCOLN UNIV |                   |   |     |     |     |     |     |     |     |     |     |     |                   |   |     |     |     |     |     |     |     |     |     |     | .04   |      |  |
| JEWETT 7 E             |                   |   | .08 | .01 |     |     | .02 | .04 |     | .01 | .03 | .12 |                   |   | .01 | .01 | .02 | .01 |     |     |     |     |     |     | .56   |      |  |
| KANSAS CITY WB AIRPORT |                   |   |     |     |     |     | .02 | .05 | .08 |     |     |     |                   |   | .01 | .01 | .02 | .01 |     |     |     |     |     |     | .20   |      |  |
| K C SWOPE PARK         |                   |   |     |     |     |     |     |     |     | .02 | .05 | .08 |                   |   | .01 | .01 | .02 | .01 |     |     |     |     |     |     | .20   |      |  |
| KANSAS CITY UNIV       |                   |   |     |     |     |     |     |     |     | .03 | .01 | .01 |                   |   | .03 | .01 | .01 |     |     |     |     |     |     |     | .03   |      |  |
| LAKESIDE               |                   |   |     |     |     | .10 |     |     |     |     |     |     |                   |   | .01 | .02 |     |     |     |     |     |     |     |     | .15   |      |  |
| LEBANON                |                   |   |     |     |     |     | .03 | .02 | .01 | .09 | .05 |     |                   |   | .03 | .01 | .01 |     |     |     |     |     |     |     | .25   |      |  |
| LEES SUMMIT 1 N        |                   |   |     |     |     |     | .02 | .01 | .01 | .01 | .11 |     |                   |   | .03 |     |     |     |     |     |     |     |     |     | .69   |      |  |
| LOCKWOOD               |                   |   |     |     |     |     |     |     |     |     |     |     |                   |   | .01 | .04 | .10 |     |     |     |     |     |     |     | .15   |      |  |
| MACON                  |                   |   |     |     |     |     |     |     |     |     |     |     |                   |   |     |     |     |     |     |     |     |     | .54 | .08 | .62   |      |  |
| MALDEN 3 N             |                   |   |     |     |     |     |     |     |     | .05 | .03 | .04 |                   |   | .06 | .01 |     |     |     |     |     |     |     |     |       |      |  |

# HOURLY PRECIPITATION

MISSOURI  
APRIL 1957

| Station                | A. M. Hour Ending |     |     |     |     |     |     |     |     |     |     |     | P. M. Hour Ending |     |     |     |     |     |     |     |     |     |     |      | Total |
|------------------------|-------------------|-----|-----|-----|-----|-----|-----|-----|-----|-----|-----|-----|-------------------|-----|-----|-----|-----|-----|-----|-----|-----|-----|-----|------|-------|
|                        | 1                 | 2   | 3   | 4   | 5   | 6   | 7   | 8   | 9   | 10  | 11  | 12  | 1                 | 2   | 3   | 4   | 5   | 6   | 7   | 8   | 9   | 10  | 11  | 12   |       |
| ROLLA 5 SE             |                   |     | .01 | .04 | .01 | .03 |     |     |     |     | .03 |     |                   |     | .02 |     |     | .01 | .03 | .06 | .12 | .08 | .08 | .52  |       |
| ROLLA 3 W              |                   | .01 | .04 |     | .02 |     |     |     |     |     |     |     |                   |     |     |     |     |     | .01 | .03 | .03 | .14 | .06 | .02  | .32   |
| ROLLA 4 SE             |                   |     |     | .02 | .02 | .01 | .04 | .05 |     |     | .04 |     |                   |     |     |     |     |     | .01 | .04 | .11 | .09 | .16 | .59  |       |
| ST JAMES 3 NW          |                   |     |     |     | .02 | .01 |     |     |     |     | .01 | .03 |                   |     |     |     |     |     | .05 | .04 | .15 | .11 | .14 | .56  |       |
| ST LOUIS WB AP         |                   |     |     |     |     |     |     |     |     |     |     |     |                   | .27 | .18 |     |     |     |     |     |     |     |     | .45  |       |
| ST LOUIS WB CITY       |                   |     |     |     |     |     |     |     |     |     |     |     |                   | .24 | .03 | .03 |     |     |     |     |     |     |     | .30  |       |
| ST LOUIS WASH UNIV     |                   |     |     |     |     |     |     |     |     |     |     |     |                   | .43 |     |     |     |     |     | .01 |     |     | .20 | .75  |       |
| SALEM                  |                   |     |     |     |     | .09 | .01 |     | .01 | .06 | .01 | .11 |                   | .01 |     |     |     |     |     | .10 | .20 | .28 | .20 | .60  |       |
| SPEED 2 WNW            |                   |     |     |     |     |     |     |     |     | .02 | .03 |     |                   |     | .04 | .02 | .01 |     |     |     |     |     |     | .12  |       |
| SPRING CITY            |                   |     |     |     |     |     |     | .02 | .09 |     |     |     |                   |     |     |     |     |     |     |     |     |     |     | .11  |       |
| SPRINGFIELD WB AP      | //                | .01 | .03 |     |     |     |     |     |     | .02 |     |     |                   |     |     |     |     |     |     |     | .03 |     |     | .09  |       |
| STEELEVILLE            |                   |     |     |     |     |     | .11 |     |     |     | .10 | .20 | .01               |     |     |     |     |     |     | .14 | .49 | .48 | .08 | 1.60 |       |
| STEFFENVILLE           |                   |     |     |     |     |     |     |     |     |     | .02 | .02 | .01               |     |     |     |     |     |     | .08 |     |     |     | .60  |       |
| STET 4 SSE             |                   |     |     |     |     |     |     |     |     | .01 | .04 | .06 |                   |     |     |     |     |     |     |     |     | .15 |     | .30  |       |
| SULLIVAN 3 E           |                   |     |     |     |     |     |     |     |     |     | .11 | .12 |                   |     |     |     |     |     |     |     | .08 | .53 | .30 | 1.14 |       |
| TYRONE 2 NNM           |                   |     | .03 | .11 | .14 | .01 |     | .03 |     |     | .02 |     |                   |     |     |     |     | .09 | .07 | .18 |     |     |     | .84  |       |
| VICHY 2 SE             |                   |     |     |     |     |     |     |     |     |     | .02 |     |                   |     |     |     |     |     |     | .02 | .15 | .10 | .05 | .35  |       |
| VIENNA 3 NW            |                   |     |     |     |     |     |     |     |     |     | .01 | .05 |                   |     |     |     |     |     |     | .01 | .03 | .06 | .03 | .18  |       |
| VILLA RIDGE 2 NW       |                   |     |     |     |     |     |     | .01 | .02 |     | .01 | .34 |                   |     |     |     |     |     |     | .03 | .19 | .35 | .33 | 1.28 |       |
| WAPPAPPELO DAM         |                   |     |     |     |     |     |     |     |     |     |     |     |                   |     |     |     |     |     |     |     | .01 | .38 | .15 | .54  |       |
| WARRENSBURG            |                   |     |     |     |     | .05 | .05 |     |     |     |     |     |                   |     |     |     |     |     |     |     |     |     |     | .20  |       |
| WASHINGTON 3 S         | .01               | .01 |     |     |     |     |     |     |     | .08 |     | .04 |                   | .01 | .08 | .02 |     |     |     |     | .23 | .66 | .34 | 1.38 |       |
| WASOLA                 |                   |     |     |     |     |     |     |     |     | .08 |     |     |                   |     |     |     |     |     |     |     |     |     |     | .25  |       |
| WEST PLAINS            | .01               | .05 | .47 | .13 | .02 |     |     |     |     | .08 | .04 |     |                   |     |     |     | .08 | .94 | .11 | .46 | .21 |     |     | 2.48 |       |
| WILLOW SPRINGS FOR SER |                   |     | .10 | .14 | .09 | .01 |     |     |     |     | .01 | .01 |                   |     |     |     | .01 | .02 | .07 | .13 | .16 | .11 |     | .86  |       |
| -22d-                  |                   |     |     |     |     |     |     |     |     |     |     |     |                   |     |     |     |     |     |     |     |     |     |     |      |       |
| ADVANCE 5 ESE          | .05               |     |     |     |     |     |     |     |     |     |     |     |                   |     |     |     |     |     |     |     |     |     |     | .05  |       |
| ALTON                  |                   |     |     |     |     |     |     |     |     |     |     |     |                   |     |     |     |     |     |     |     |     |     |     | .04  |       |
| APPLETON CITY          |                   |     |     |     | .01 | .09 | .17 |     |     | .04 |     |     |                   |     |     |     |     | .08 |     | .03 | .01 |     |     | .12  |       |
| ASHTON 1 W             |                   |     |     | .24 | .31 | .14 | .01 | .03 |     |     |     |     |                   |     |     |     |     |     |     |     |     |     |     | .30  |       |
| BEDFORD 1 S            |                   |     |     |     |     |     |     |     |     |     |     |     | .01               | .02 |     |     |     |     |     |     |     |     |     | .70  |       |
| BELLEVUE               |                   |     |     |     |     |     |     |     |     |     |     |     |                   |     |     |     |     |     |     |     |     |     |     | .04  |       |
| BOLIVAR                |                   |     |     |     |     |     | .05 | .03 |     |     |     |     | .01               | .02 |     |     |     |     |     |     |     |     |     | .16  |       |
| CAP AU GRIS L + D 25   | .61               | .42 | .21 | .11 | .02 | .01 |     |     |     |     |     |     |                   |     |     |     | .03 | .05 |     |     |     |     |     | 1.38 |       |
| CASSVILLE RANGER STA   |                   |     |     |     |     |     |     |     |     |     |     |     |                   |     |     |     |     |     |     |     |     |     |     | .44  |       |
| CLARKSVILLE L + D 24   | //                | .24 | .62 | .20 | .13 | .14 | .01 | .01 |     |     |     |     |                   |     | .02 | .16 | .19 | .02 | .03 | .02 |     |     |     | 1.35 |       |
| CLINTON 1 NNM          |                   |     |     |     |     |     |     |     |     |     |     |     | .04               |     |     |     |     |     |     |     |     |     |     | .04  |       |
| COLUMBIA WB AIRPORT    |                   |     |     |     | .16 | .17 |     |     |     |     |     |     |                   |     |     |     |     |     |     |     |     |     |     | .33  |       |
| DANVILLE 1 ENE         | .31               | .06 | .04 |     | .03 | .01 | .06 |     |     |     |     |     |                   |     |     |     |     |     |     |     |     |     |     | .51  |       |
| DORA                   |                   |     |     |     |     |     |     |     |     |     |     |     |                   |     |     |     |     |     |     |     |     |     |     | .24  |       |
| DOWNING                |                   | .02 | .02 | .01 |     |     |     | .01 |     | .02 | .01 | .01 |                   |     |     |     |     |     |     | .21 | .03 |     |     | .10  |       |
| ELLINGTON              |                   |     |     |     |     |     |     |     |     |     |     |     |                   |     |     |     |     |     |     |     | .06 |     |     | .06  |       |
| ELM                    |                   |     |     |     |     |     |     |     |     |     |     |     |                   |     |     |     |     |     |     | .08 | .02 |     |     | .10  |       |
| ELM 4 NNM              |                   |     |     |     |     |     |     |     |     |     |     |     |                   |     |     |     |     |     |     | .02 | .09 |     |     | .09  |       |
| ELM 1 S                |                   |     |     |     |     |     |     |     |     |     |     |     |                   |     |     |     |     |     |     |     |     |     |     | .02  |       |
| ELSBERRY 4 WSW         | .34               | .61 | .07 | .13 | .10 |     |     |     |     |     |     |     |                   |     |     |     |     |     |     |     |     |     |     | 1.25 |       |
| ELSBERRY 4 SW          | .35               | .53 | .07 | .27 | .05 |     |     |     |     |     |     |     |                   |     |     |     |     |     |     |     |     |     |     | 1.27 |       |
| FARMINGTON 1 E         | .11               | .04 | .06 | .02 |     |     |     |     |     |     |     |     |                   |     |     |     |     |     |     |     |     |     |     | .14  |       |
| FULTON 4 SW            | .09               | .01 | .01 | .03 |     |     |     |     |     |     |     |     |                   |     |     |     |     |     |     |     |     |     |     | .16  |       |
| GRANT CITY             |                   |     |     |     |     |     |     |     | .06 | .09 | .01 |     |                   |     |     |     |     |     |     |     |     |     |     | .42  |       |
| HANDEN 2 NE            | .17               | .06 | .04 | .06 | .07 | .02 |     |     |     |     |     |     |                   |     |     |     |     |     |     |     |     |     |     | .78  |       |
| HANNIBAL WATER WORKS   | .05               | .11 | .29 | .13 | .17 | .03 |     |     |     |     |     |     |                   |     |     |     |     |     |     |     |     |     |     | .07  |       |
| HARRIS                 |                   |     |     |     |     |     |     | .01 | .05 | .01 |     |     |                   |     |     |     |     |     |     |     |     |     |     | .36  |       |
| HIGBEE 7 S             | .02               | .10 | .03 | .09 | .06 | .05 | .01 |     |     |     |     |     |                   |     |     |     |     |     |     |     |     |     |     | .20  |       |
| HIGH POINT 2 SW        | .01               | .04 | .13 |     |     |     |     |     |     |     |     |     |                   |     |     |     |     |     |     |     |     |     |     | .29  |       |
| HORNERSVILLE           |                   |     |     |     |     |     |     |     |     |     |     |     |                   |     |     |     |     |     | .20 | .09 |     |     |     | .11  |       |
| JEFF CITY LINCOLN UNIV | .01               | .01 | .05 | .04 |     |     |     |     |     |     |     |     |                   |     |     |     |     |     |     |     |     |     |     | .09  |       |
| JEWETT 7 E             | .03               | .02 | .01 | .03 |     |     |     |     |     |     |     |     |                   |     |     |     |     |     |     |     |     |     |     | .13  |       |
| KANSAS CITY WB AIRPORT |                   |     |     |     |     |     |     |     |     |     |     |     |                   |     |     |     |     |     |     | .13 |     |     |     | .05  |       |
| K C SHOPE PARK         |                   |     |     |     |     |     |     |     |     |     |     |     |                   |     |     |     |     |     |     |     |     |     |     | .18  |       |
| KIRKSVILLE CAA AP      | .04               | .04 | .01 |     | .01 | .01 | .03 |     |     | .02 | .02 |     |                   |     |     |     |     |     |     |     |     |     |     | .11  |       |
| LAKESIDE               | .07               | .02 | .01 | .01 |     |     |     |     |     |     |     |     |                   |     |     |     |     |     |     |     |     |     |     | .10  |       |
| LEGANON                |                   |     |     |     | .01 | .01 |     | .05 | .08 | .01 | .01 |     |                   |     |     |     |     |     |     |     |     |     |     | .68  |       |
| LINNEUS 2 S            | .02               | .03 | .04 | .41 | .08 |     |     |     |     | .15 | .10 | .07 | .02               |     |     |     |     |     |     |     |     |     |     | .35  |       |
| LIVONIA                |                   |     |     |     |     |     |     |     |     |     |     |     |                   | .01 | .01 | .09 | .01 | .01 |     |     |     |     |     | .12  |       |
| LOCKWOOD               |                   |     |     |     |     |     |     |     |     |     |     |     |                   |     |     |     |     |     |     |     |     |     |     | .24  |       |
| LUCERNE                |                   | .16 | .01 | .01 | .02 | .05 | .05 | .04 | .06 |     |     |     |                   |     |     |     |     |     |     |     |     |     |     | .38  |       |
| MACON                  |                   |     |     |     | .05 | .06 | .01 |     |     |     |     |     |                   |     |     |     |     |     | .01 | .01 |     |     |     | .02  |       |
| MALDEN 3 N             |                   |     |     |     |     |     |     |     |     |     |     |     |                   |     |     |     |     |     |     |     |     |     |     | .45  |       |
| MARSHALL               | .17               | .23 | .05 |     |     |     |     |     |     |     |     |     |                   |     |     |     |     |     |     |     |     |     |     | .03  |       |
| MARSHFIELD             |                   |     |     |     | .05 | .02 |     |     |     |     |     |     |                   |     |     |     |     | .01 | .02 |     |     |     |     | .07  |       |
| MARYVILLE 7 NNM        | *                 | *   | *   | *   | *   | *   | .62 |     |     |     |     |     |                   |     |     |     |     |     |     |     |     |     |     | .62  |       |
| MC CREDIE 2 W          | .08               | .12 | .09 | .03 | .03 | .03 |     |     |     |     |     |     |                   |     |     |     |     |     |     |     |     |     |     | .38  |       |
| MC CREDIE EXP STA      | .47               | .36 | .10 | .04 | .01 | .03 |     |     |     |     |     |     |                   |     |     |     |     |     |     |     |     |     |     | 1.01 |       |
| MIDDLETOWN 5 ENE       |                   |     |     |     |     |     |     |     |     |     |     |     |                   |     |     |     | .48 | .07 | .02 | .02 |     |     |     | .59  |       |
| MILLER 2 SE            |                   |     |     |     |     |     |     |     |     |     |     |     |                   |     |     |     |     |     |     |     |     |     |     | .20  |       |
| MOBERLY RADIO KNCH     | .02               | .04 | .02 | .08 | .04 |     |     |     |     |     |     |     |                   |     |     |     |     |     |     | .08 | .02 |     |     | .08  |       |
| MOUNTAIN GROVE 2 N     |                   |     |     |     |     |     |     |     | .02 | .06 |     |     |                   |     |     |     |     |     |     |     |     |     |     | .10  |       |
| OSCEOLA 3 NE           |                   |     |     |     |     |     |     | .01 | .02 |     |     |     |                   | .01 | .01 | .02 |     |     |     | .01 |     |     |     | .26  |       |
| OWENSVILLE             | .16               | .01 | .01 |     |     |     |     |     |     |     |     |     |                   |     |     |     |     |     |     |     |     |     |     | .10  |       |
| PATTONSBURG            | .03               | .03 | .01 | .03 |     |     |     |     |     |     |     |     |                   |     |     |     |     |     |     |     |     |     |     | .01  |       |
| POTOSI 2 S             | .01               |     |     |     |     |     |     |     |     |     |     |     |                   |     |     |     |     |     |     |     |     |     |     | .03  |       |
| RICHWOODS              | .03               |     |     |     |     |     |     |     |     |     |     |     |                   |     |     |     |     |     |     |     |     |     |     | .01  |       |
| ROBY                   |                   |     |     |     |     |     |     | .01 |     |     |     |     |                   |     |     |     |     |     |     |     |     |     |     | .14  |       |
| ROGERSVILLE 1 ENE      |                   | .02 | .01 | .01 |     |     |     |     |     |     |     |     |                   |     |     |     |     | .05 | .05 |     |     |     |     | .02  |       |
| ROLLA SCHOOL OF MINES  |                   |     |     |     |     |     | .01 | .01 |     | .01 | .02 | .01 |                   |     |     |     |     |     |     |     |     |     |     | .03  |       |
| ROLLA 5 SE             |                   |     |     |     |     |     |     |     |     |     |     |     |                   |     |     |     |     |     |     |     |     |     |     | .05  |       |
| ROLLA 3 W              | .01               | .01 |     |     | .01 |     |     |     |     |     |     |     |                   |     |     |     |     |     |     |     |     |     |     | .05  |       |
| ROLLA 4 SE             | .02               |     | .02 |     |     |     |     |     |     |     |     |     |                   |     |     |     |     |     |     |     |     |     |     | .13  |       |
| ST JAMES 3 NW          | .09               |     |     |     |     |     |     | .03 | .01 |     |     |     |                   |     |     |     |     |     |     |     |     |     |     | .02  |       |
| SAINT JOSEPH WB AP     |                   |     |     |     |     |     |     |     |     |     |     |     |                   |     |     |     |     |     |     |     |     |     |     | .62  |       |
| ST LOUIS WB AP         | .24               | .09 | .02 | .27 |     |     |     |     |     |     |     |     |                   |     |     |     |     |     |     |     | .06 |     |     | .48  |       |
| ST LOUIS WB CITY       | .22               | .12 | .02 | .11 | .08 |     |     |     |     |     |     |     |                   |     |     |     |     |     | .01 |     | .19 |     |     | .50  |       |
| ST LOUIS WASH UNIV     | .10               | .05 | .04 |     |     |     |     |     |     |     |     |     |                   |     |     |     |     |     |     |     |     |     |     | .35  |       |
| SENECA                 |                   |     |     |     |     |     |     |     |     |     |     |     |                   | .03 | .27 | .05 |     |     |     |     |     |     |     | .13  |       |
| SKID                   |                   |     |     |     |     |     |     |     |     |     |     |     |                   |     |     |     |     |     |     |     |     |     |     |      |       |







# HOURLY PRECIPITATION

MISSOURI  
APRIL 1957

| Station                | A. M. Hour Ending |     |     |     |     |     |     |     |     |     |     |     | P. M. Hour Ending |     |     |     |     |     |     |     |     |     |     |     | Total |      |      |      |
|------------------------|-------------------|-----|-----|-----|-----|-----|-----|-----|-----|-----|-----|-----|-------------------|-----|-----|-----|-----|-----|-----|-----|-----|-----|-----|-----|-------|------|------|------|
|                        | 1                 | 2   | 3   | 4   | 5   | 6   | 7   | 8   | 9   | 10  | 11  | 12  | 1                 | 2   | 3   | 4   | 5   | 6   | 7   | 8   | 9   | 10  | 11  | 12  |       |      |      |      |
| STEELEVILLE            |                   |     |     |     |     |     |     |     |     |     |     | .11 |                   |     |     |     |     |     |     |     |     |     |     | .20 | .11   | 1.21 |      |      |
| STEFFENVILLE           |                   |     |     |     |     |     |     |     |     |     |     |     |                   |     |     |     |     |     |     |     |     |     |     |     |       | .20  | .21  | 1.00 |
| SULLIVAN 3 E           |                   |     |     |     |     |     |     |     |     |     |     |     |                   |     |     |     |     |     |     |     |     |     |     |     |       |      | .88  |      |
| TABLE ROCK DAM         |                   |     |     |     |     |     |     |     |     |     |     |     |                   |     |     |     |     |     |     |     |     |     |     |     |       |      | .04  |      |
| TRENTON                |                   |     | .02 | .05 | .20 | .25 |     |     |     |     |     |     |                   |     |     |     |     |     |     |     |     |     |     |     |       |      | 1.00 |      |
| TYRONE 2 NNW           |                   |     |     |     |     |     |     |     |     |     |     |     |                   |     |     |     |     |     |     |     |     |     |     |     |       |      | .04  |      |
| VICHY 2 SE             |                   |     |     |     |     |     |     |     |     |     |     |     |                   |     |     |     |     |     |     |     |     |     |     |     |       |      | 1.00 |      |
| VIENNA 3 NW            |                   |     |     |     |     |     |     | .09 | .03 | .03 | .03 | .02 |                   |     |     |     |     |     |     |     |     |     |     |     |       |      | .58  |      |
| VILLA RIDGE 2 NW       |                   |     |     |     |     |     |     |     |     |     |     |     |                   |     |     |     |     |     |     |     |     |     |     |     |       |      | .75  |      |
| WAPPAPELLO DAM         |                   |     |     |     |     |     |     |     |     |     |     |     |                   |     |     |     |     |     |     |     |     |     |     |     |       |      | 1.57 |      |
| WARRENSBURG            |                   |     |     |     |     |     |     |     |     |     |     |     |                   |     |     |     |     |     |     |     |     |     |     |     |       |      | .16  |      |
| WASHINGTON 3 S         |                   |     |     |     |     |     | .14 | .04 |     |     |     |     |                   |     |     |     |     |     |     |     |     |     |     |     |       |      | 1.04 |      |
| WASOLA                 |                   |     |     |     |     |     |     |     |     |     |     |     |                   |     |     |     |     |     |     |     |     |     |     |     |       |      | .62  |      |
| WEST PLAINS            |                   |     |     |     |     |     |     |     |     |     |     |     |                   |     |     |     |     |     |     |     |     |     |     |     |       |      | .38  |      |
| WILLOW SPRINGS FOR SER |                   |     |     |     |     |     |     |     |     |     |     |     |                   |     |     |     |     |     |     |     |     |     |     |     |       |      | 2.55 |      |
| -27th-                 |                   |     |     |     |     |     |     |     |     |     |     |     |                   |     |     |     |     |     |     |     |     |     |     |     |       |      |      |      |
| ADVANCE 5 ESE          |                   |     | .01 |     | .08 | .02 |     |     |     |     |     |     |                   |     |     |     |     |     |     |     |     |     |     |     |       |      | .50  |      |
| ALTON                  |                   |     |     | .06 | .01 | .06 | .26 | .09 | .02 | .09 | .20 | .39 | .14               | .01 |     |     |     |     |     |     |     |     |     |     |       |      | 1.37 |      |
| APPLETON CITY          |                   |     |     | .12 | .04 |     |     |     |     |     |     | .12 | .02               | .02 |     |     |     |     |     |     |     |     |     |     |       |      | .32  |      |
| BELLEVIEW              | .01               |     |     | .03 | .01 | .06 | .04 | .02 | .03 | .01 | .22 | .23 | .05               | .08 | .02 |     |     |     |     |     |     |     |     |     |       |      | 1.00 |      |
| BOLIVAR                |                   |     |     |     |     |     | .20 | .10 |     |     |     |     |                   | .38 | .02 |     |     |     |     |     |     |     |     |     |       |      | .70  |      |
| CAMP AU GRIS L + D 25  | .15               | .01 |     |     |     |     | .07 | .04 | .03 | .07 | .10 |     |                   |     |     |     |     |     |     |     |     |     |     |     |       |      | .74  |      |
| CASSVILLE RANGER STA   |                   |     |     | .05 | .03 | .01 | .05 | .02 | .05 | .05 | .06 | .04 |                   |     |     |     |     |     |     |     |     |     |     |     |       |      | .09  |      |
| CLARKSVILLE L + D 24   | .02               | .01 |     |     |     |     | .13 | .12 | .05 | .02 | .05 | .03 | .18               | .21 | .11 |     |     |     |     |     |     |     |     |     |       |      | .81  |      |
| CLEARWATER DAM         |                   |     |     | .07 |     |     | .01 |     |     |     |     | .15 | .13               | .02 |     |     |     |     |     |     |     |     |     |     |       |      | 1.10 |      |
| CLINTON 1 NNW          |                   |     |     | .01 | .10 | .04 | .02 | .01 | .01 | .01 |     |     |                   |     |     |     |     |     |     |     |     |     |     |     |       |      | .46  |      |
| COLUMBIA WB AIRPORT    |                   |     |     | .01 | .10 | .05 | .15 | .10 | .10 | .05 | .04 |     |                   |     |     |     |     |     |     |     |     |     |     |     |       |      | .24  |      |
| DANVILLE 1 ENE         |                   |     | .05 |     |     |     | .01 | .03 | .02 | .02 | .03 | .07 | .21               | .09 | .01 | .01 | .03 |     |     |     |     |     |     |     |       |      | .56  |      |
| DORA                   |                   |     |     | .01 | .03 | .02 | .02 | .02 | .03 | .07 | .02 | .09 | .01               | .01 | .03 |     |     |     |     |     |     |     |     |     |       |      | .58  |      |
| DOWNING                |                   |     |     |     |     |     | .02 | .05 |     | .02 | .01 | .02 | .02               | .06 | .10 |     |     |     |     |     |     |     |     |     |       |      | 1.24 |      |
| ELLINGTON              |                   |     |     | .02 | .05 |     | .06 | .09 | .07 | .08 | .06 | .02 | .33               | .20 | .13 |     |     |     |     |     |     |     |     |     |       |      | .56  |      |
| ELSBERRY 4 WSW         | .04               |     |     |     |     |     | .06 | .03 | .08 | .06 | .02 |     |                   |     |     |     |     |     |     |     |     |     |     |     |       |      | .53  |      |
| ELSBERRY 4 SW          | .01               |     |     |     |     |     | .08 | .08 | .08 | .08 | .01 |     |                   |     |     |     |     |     |     |     |     |     |     |     |       |      | 1.37 |      |
| FARMINGTON 1 E         |                   |     |     | .01 |     | .01 | .02 | .03 | .10 | .05 | .02 | .02 | .05               | *   | *   | .91 | .10 | .05 |     |     |     |     |     |     |       | .23  |      |      |
| FULTON 4 SW            |                   |     |     | .02 | .02 | .05 | .02 | .04 | .02 | .01 | .02 | .02 | .01               | .01 | .04 |     |     |     |     |     |     |     |     |     |       |      | .02  |      |
| HANNIBAL WATER WORKS   |                   |     |     |     |     |     | .04 | .04 | .12 | .10 | .02 | .02 | .03               | .02 | .04 |     |     |     |     |     |     |     |     |     |       |      | .41  |      |
| HARRIS                 |                   |     |     |     |     |     |     |     |     |     |     |     |                   |     |     |     |     |     |     |     |     |     |     |     |       |      | .19  |      |
| HIGBEE 7 S             | .01               |     |     | .01 | .28 | .02 | .01 | .01 | .19 | .04 |     |     | .01               | .04 | .01 |     |     |     |     |     |     |     |     |     |       |      | .63  |      |
| HIGH POINT 2 SW        |                   |     |     | .20 | .01 | .01 | .02 | .04 | .01 | .01 |     |     | .01               | .01 | .08 | .16 | .05 |     |     |     |     |     |     |     |       |      | .48  |      |
| JEFF CITY LINCOLN UNIV |                   |     | .30 | .02 | .04 | .01 | .08 | .12 | .02 |     |     |     | .01               | .01 | .38 |     |     |     |     |     |     |     |     |     |       |      | .70  |      |
| JEWETT 7 E             |                   |     |     | .02 | .04 | .01 | .08 | .12 | .02 |     |     |     | .01               | .01 | .38 |     |     |     |     |     |     |     |     |     |       |      | .89  |      |
| KIRKSVILLE CAA AP      |                   |     |     |     |     |     |     |     |     |     |     |     |                   |     |     |     |     |     |     |     |     |     |     |     |       |      | .02  |      |
| LAKESIDE               |                   |     |     |     |     |     |     |     |     |     |     |     |                   |     |     |     |     |     |     |     |     |     |     |     |       |      | .37  |      |
| LEBANON                |                   |     |     | .01 | .08 | .18 | .05 | .04 |     |     |     |     |                   |     |     |     |     |     |     |     |     |     |     |     |       |      | .15  |      |
| LIVONIA                |                   |     |     |     |     |     |     |     |     |     |     |     |                   |     |     |     |     |     |     |     |     |     |     |     |       |      | .80  |      |
| LUCERNE                |                   |     |     |     |     |     |     |     |     | .19 |     |     | .22               | .06 |     |     |     |     |     |     |     |     |     |     |       |      | .47  |      |
| MACON                  |                   |     |     |     |     | .07 |     |     |     |     |     |     |                   |     |     |     |     |     |     |     |     |     |     |     |       |      | .43  |      |
| HALDEN 3 N             |                   |     |     |     |     | .10 | .05 |     |     |     |     |     |                   |     |     |     |     |     |     |     |     |     |     |     |       |      | .15  |      |
| MARSHFIELD             |                   |     |     |     |     |     |     |     |     |     |     |     |                   |     |     |     |     |     |     |     |     |     |     |     |       |      | .30  |      |
| MARYVILLE 7 NNW        |                   |     |     |     |     |     |     |     |     |     |     | .25 |                   |     |     |     |     |     |     |     |     |     |     |     |       |      | .31  |      |
| MC CREDIE 2 W          | *                 | *   | *   | *   | *   | *   | *   | *   | *   | *   | *   | .25 |                   |     |     |     |     |     |     |     |     |     |     |     |       |      | .32  |      |
| MC CREDIE EXP STA      | .01               |     |     | .02 | .03 | .16 | .05 | .01 | .02 |     |     |     |                   |     |     |     |     |     |     |     |     |     |     |     |       |      | .72  |      |
| MIDDLETON 5 ENE        | .01               |     |     | .05 | .12 | .12 | .22 | .04 | .02 | .02 |     |     |                   |     |     |     |     |     |     |     |     |     |     |     |       |      | .24  |      |
| MILLER 2 SE            |                   |     |     | .07 | .05 | .02 |     |     |     |     |     | .03 |                   |     |     |     |     |     |     |     |     |     |     |     |       |      | .05  |      |
| MOBERLY RADIO KNCH     |                   |     |     |     |     |     |     |     |     |     |     | .03 |                   |     |     |     |     |     |     |     |     |     |     |     |       |      | .20  |      |
| MORA                   |                   |     |     | .05 | .06 | .02 | .07 | .08 |     |     |     |     | .05               | .13 | .06 | .02 | .01 | .01 |     |     |     |     |     |     |       |      | .54  |      |
| MOUNTAIN GROVE 2 N     |                   |     |     | .02 | .06 | .02 | .07 | .08 |     |     |     | .02 | .05               | .03 |     |     |     |     |     |     |     |     |     |     |       |      | .19  |      |
| NEVADA SEWAGE PL       |                   |     |     |     |     |     |     |     |     |     |     | .16 | .02               | .01 |     |     |     |     |     |     |     |     |     |     |       |      | .35  |      |
| OSCEOLA 3 NE           |                   |     |     |     |     |     | .02 | .02 |     |     |     | .26 | .04               | .01 |     |     |     |     |     |     |     |     |     |     |       |      | .31  |      |
| OMENSVILLE             |                   |     |     | .04 |     | .03 |     |     |     |     |     | .01 | .04               | .01 | .01 | .01 |     |     |     |     |     |     |     |     |       |      | .03  |      |
| PATTONSBURG            |                   |     |     |     |     |     | .04 |     |     |     |     | .01 | .04               | .01 | .01 | .01 |     |     |     |     |     |     |     |     |       |      | .75  |      |
| POTOSI 2 S             |                   |     | .02 | .02 | .02 | .01 | .02 | .03 | .02 | .05 | .04 | .06 | .14               | .10 | .11 | .05 | .06 | .03 | .01 |     |     |     |     |     |       |      | 1.01 |      |
| RICHMONDS              |                   |     | .02 | .02 | .02 | .01 | .02 | .01 | .01 | .07 | .01 | .03 | .13               | .08 | .07 | .05 | .44 | .01 | .01 |     |     |     |     |     |       |      | .38  |      |
| ROBY                   | .02               |     |     | .02 | .02 | .02 | .01 | .01 | .05 | .02 | .03 | .09 | .01               | .02 | .03 | .02 | .02 |     |     |     |     |     |     |     |       |      | .18  |      |
| ROGERSVILLE 1 ENE      |                   |     |     |     |     |     | .15 | .03 |     |     |     |     |                   |     |     |     |     |     |     |     |     |     |     |     |       |      | 1.12 |      |
| ROLLA SCHOOL OF MINES  | *                 | *   | *   | *   | *   | *   | *   | *   | *   | .81 | .01 | .05 | .10               | .05 |     | .01 | .02 |     |     |     |     |     |     |     |       |      | .48  |      |
| ROLLA 5 SE             | .05               | .07 |     | .01 | .01 | .01 | .03 | .04 | .01 | .04 |     | .05 | .08               |     | .01 | .01 | .01 | .01 | .01 | .01 | .01 | .01 | .01 | .01 | .01   | .01  | .80  |      |
| ROLLA 9 W              | .05               | .02 | .01 | .02 | .02 |     | .09 | .01 |     | .09 |     | .05 | .05               |     | .01 | .03 | .01 | .01 | .01 | .01 | .01 | .01 | .01 | .01 | .01   | .01  | .53  |      |
| ROLLA 4 SE             | .05               | .02 | .05 |     |     |     |     |     |     |     |     |     |                   |     |     |     |     |     |     |     |     |     |     |     |       |      | .07  |      |
| ST JAMES 3 NW          |                   |     | .05 |     |     |     |     |     |     | .04 | .02 | .04 | .20               | .14 | .11 | .01 | .03 | .01 | .01 | .04 | .02 | .01 | .01 | .01 | .01   | .01  | .72  |      |
| ST LOUIS WB AP         | .04               |     |     |     |     |     |     |     |     | .11 | .02 | .02 | .02               | .01 | .01 | .03 | .08 | .11 | .12 | .12 | .08 | .02 | .01 | .01 | .01   | .01  | .80  |      |
| ST LOUIS WB CITY       | .18               | .05 |     |     |     |     | .03 | .01 | .02 | .01 | .03 | .05 | .13               | .10 | .09 | .09 | .05 | .02 | .02 | .01 | .01 | .01 | .01 | .01 | .01   | .01  | .87  |      |
| ST LOUIS WASH UNIV     | .15               |     |     |     |     |     | .01 | .09 | .01 | .01 | .02 | .02 | .09               | .10 | .11 | .10 | .08 | .04 | .02 | .01 | .01 | .01 | .01 | .01 | .01   | .01  | .86  |      |
| SALM                   |                   |     |     |     |     | .02 | .02 | .04 |     | .02 | .02 | .05 | .03               | .02 |     |     |     |     |     |     |     |     |     |     |       |      | .22  |      |
| SENECA                 |                   |     |     |     |     | .10 |     |     |     |     |     |     |                   |     |     |     |     |     |     |     |     |     |     |     |       |      | .60  |      |
| SPEED 2 NNW            | .01               | .01 |     | .04 | .01 | .01 |     |     |     |     |     |     |                   |     |     | .13 | .30 | .05 | .16 | .08 | .01 |     |     |     |       | .90  |      |      |
| SPRING CITY            |                   |     |     | .01 | .02 | .01 |     |     |     |     |     |     |                   |     |     |     |     |     |     |     |     |     |     |     |       |      | .32  |      |
| SPRINGFIELD WB AP      |                   |     |     | .10 | .06 |     | .03 |     |     | .01 |     | .02 | .01               | .06 |     |     |     |     |     |     |     |     |     |     |       |      | .04  |      |
| STEELEVILLE            |                   |     |     |     |     |     |     |     |     | .01 |     | .15 | .14               | .01 |     |     |     |     |     |     |     |     |     |     |       |      | .19  |      |
| STEFFENVILLE           |                   |     |     |     |     |     |     |     |     | .02 | .05 | .03 | .01               |     |     |     |     |     |     |     |     |     |     |     |       |      | .61  |      |
| SULLIVAN 3 E           |                   |     |     |     |     |     | .02 | .05 |     | .02 | .05 | .03 | .01               |     |     |     |     |     |     |     |     |     |     |     |       |      | .57  |      |
| TABLE ROCK DAM         |                   |     |     | .02 | .05 |     | </  |     |     |     |     |     |                   |     |     |     |     |     |     |     |     |     |     |     |       |      |      |      |

# HOURLY PRECIPITATION

MISSOURI  
APRIL 1957

| Station                | A. M. Hour Ending |       |       |       |       |       |       |     |     |     |     |     | P. M. Hour Ending |     |     |   |     |     |     |     |     |     |     |      | Total |
|------------------------|-------------------|-------|-------|-------|-------|-------|-------|-----|-----|-----|-----|-----|-------------------|-----|-----|---|-----|-----|-----|-----|-----|-----|-----|------|-------|
|                        | 1                 | 2     | 3     | 4     | 5     | 6     | 7     | 8   | 9   | 10  | 11  | 12  | 1                 | 2   | 3   | 4 | 5   | 6   | 7   | 8   | 9   | 10  | 11  | 12   |       |
| LOCKWOOD               |                   |       |       |       |       | .01   | .04   |     |     |     |     |     |                   |     |     |   |     |     |     |     |     |     |     | .05  |       |
| MARSHFIELD             |                   |       |       |       |       |       |       |     |     |     |     |     |                   |     |     |   |     |     |     |     |     |     |     |      | .05   |
| MARYVILLE 7 NNW        | .04               | .06   | .06   | .09   |       |       |       |     |     |     |     |     |                   |     |     |   |     |     |     |     |     |     |     | .05  |       |
| MC CREDIE 2 W          | * .07             | * .28 | * .08 | * .08 | * .08 | * .01 | * .02 | .44 |     |     |     |     |                   |     |     |   |     |     |     |     |     |     |     | .25  |       |
| MC CREDIE EXP STA      | .07               | .28   | .08   | .08   | .08   | .01   | .02   | .44 |     |     |     |     |                   |     |     |   |     |     |     |     |     |     |     | .25  |       |
| MIDDLETOWN 5 ENE       | .10               | .02   | .01   | .09   | .02   | .01   | .01   | .02 |     |     |     |     |                   |     |     |   |     |     |     |     |     |     |     | .08  |       |
| OWENSVILLE             | .05               | .08   | .01   | .09   | .02   | .01   | .02   |     |     |     |     |     |                   |     |     |   |     |     |     |     |     |     |     | .30  |       |
| POTOSI 2 S             | .05               | .06   | .04   | .03   | .02   | .03   | .02   | .09 | .01 |     | .01 |     |                   |     |     |   |     |     |     |     |     |     |     | .19  |       |
| RICHMONDS              | .03               | .03   | .01   | .03   | .02   | .03   | .02   | .03 | .09 | .01 |     |     |                   |     |     |   |     |     |     |     |     |     |     | .37  |       |
| ROBY                   | .07               | .02   |       |       |       |       | .02   | .03 | .09 | .01 |     |     |                   |     |     |   |     |     |     |     |     |     |     | .15  |       |
| ROGERSVILLE 1 ENE      | .05               | .03   |       |       |       |       | .02   | .01 | .02 | .01 |     |     |                   |     |     |   |     |     |     |     |     |     |     | .08  |       |
| ROLLA SCHOOL OF MINES  | .01               | .01   |       |       |       |       |       |     |     |     |     |     |                   |     |     |   |     |     |     |     |     |     |     | .03  |       |
| ROLLA 5 SE             | .01               | .01   |       |       |       |       |       |     |     |     |     |     |                   |     |     |   |     |     |     |     |     |     |     | .02  |       |
| ROLLA 3 W              |                   |       |       |       |       |       |       |     |     |     |     |     |                   |     |     |   |     |     |     |     |     |     |     | .14  |       |
| ROLLA 4 SE             |                   |       |       |       |       |       |       |     |     |     |     |     |                   |     |     |   |     |     |     |     |     |     |     | .05  |       |
| ST JAMES 3 NW          |                   | .06   | .12   |       |       |       |       |     |     |     |     |     |                   |     |     |   |     |     |     |     |     |     |     | .18  |       |
| ST LOUIS WB AP         | .02               | .03   | .03   | .04   | .03   | .01   |       |     |     |     |     |     |                   |     |     |   |     |     |     |     |     |     |     | .16  |       |
| ST LOUIS WB CITY       | .06               | .05   | .08   | .04   | .02   |       |       |     |     |     | .01 |     |                   |     |     |   |     |     |     |     |     |     |     | .26  |       |
| ST LOUIS WASH UNIV     | .04               | .01   | .05   | .01   | .01   |       |       |     |     |     |     |     |                   |     |     |   |     |     |     |     |     |     |     | .12  |       |
| SALEM                  |                   |       |       | .02   | .03   |       |       |     |     |     |     |     |                   |     |     |   |     |     |     |     |     |     |     | .07  |       |
| SKIDMORE               | .01               | .04   | .01   |       | .09   |       |       |     |     | .04 |     |     |                   |     |     |   |     |     |     |     |     |     |     | .19  |       |
| SKIDMORE               |                   |       |       |       |       |       |       |     |     | .07 |     |     |                   |     |     |   |     |     |     |     |     |     |     | .07  |       |
| STANBERRY              |                   |       |       |       |       |       |       |     |     |     |     |     |                   |     |     |   |     |     |     |     |     |     |     | .07  |       |
| SULLIVAN 3 E           | .04               |       | .01   |       |       |       |       |     |     |     |     |     |                   |     |     |   |     |     |     |     |     |     |     | .07  |       |
| TABLE ROCK DAM         |                   |       |       |       |       |       |       |     |     |     |     |     |                   |     |     |   |     |     |     |     |     |     |     | .05  |       |
| TARKIO                 |                   |       |       | .04   | .25   | .06   | .01   | .03 | .01 |     |     |     |                   |     |     |   |     |     |     |     |     |     |     | .73  |       |
| TYRONE 2 NNW           | .04               |       |       | .01   |       |       | .01   | .03 | .01 |     |     |     |                   |     |     |   |     |     |     |     |     |     |     | .36  |       |
| VICHY 2 SE             |                   |       |       |       |       |       |       |     |     |     |     |     |                   |     |     |   |     |     |     |     |     |     |     | .10  |       |
| VIENNA 3 NW            |                   | .02   | .05   | .01   |       |       |       |     |     |     |     |     |                   |     |     |   |     |     |     |     |     |     |     | .07  |       |
| VILLA RIDGE 2 NW       | .01               | .01   |       |       |       |       |       |     |     |     | .03 | .05 | .02               | .01 | .01 |   |     |     |     |     |     |     |     | .19  |       |
| WAPPAPELLO DAM         |                   |       |       |       |       |       |       |     |     |     |     |     |                   |     |     |   |     |     |     |     |     |     |     | .02  |       |
| WASHINGTON 3 S         | .01               | .01   |       |       |       |       |       |     |     |     |     |     |                   |     |     |   |     |     |     |     |     | .01 | .08 | .01  |       |
| WASOLA                 |                   |       |       |       |       |       |       |     |     |     |     |     |                   |     |     |   |     |     |     |     |     |     |     | .10  |       |
| WEST PLAINS            | .02               | .01   |       | .02   | .07   | .01   |       |     |     |     |     |     |                   |     |     |   |     |     |     |     |     | .03 | .01 | .04  |       |
| WILLOW SPRINGS FOR SER | .04               |       | .01   | .01   | .08   | .01   |       |     |     |     |     |     |                   |     |     |   |     |     |     |     |     |     |     | .13  |       |
|                        |                   |       |       |       |       |       |       |     |     |     |     |     |                   |     |     |   |     |     |     |     |     |     |     | .15  |       |
| ADVANCE 5 ESE          | .24               | .05   | .01   |       | .05   | .10   | .02   |     |     |     |     |     |                   |     |     |   |     |     |     |     |     |     |     | .47  |       |
| ALTON                  | .05               | .40   |       |       |       |       |       |     |     |     |     |     |                   |     |     |   |     |     |     |     |     |     |     | 1.05 |       |
| AMSTERDAM              |                   |       |       |       |       |       |       |     |     |     |     |     |                   |     |     |   | .49 | .11 |     |     |     |     |     | .20  |       |
| APPLETON CITY          |                   |       |       |       |       |       |       | .05 | .12 | .01 | .02 |     |                   |     |     |   |     |     |     |     |     |     |     | .15  |       |
| BELLEVUE               |                   | .02   |       | .03   | .05   | .02   | .06   | .02 |     |     |     |     |                   |     |     |   |     |     |     |     |     |     |     | .05  |       |
| BOLIVAR                |                   | .02   | .02   | .02   | .04   | .01   | .01   |     |     |     |     |     |                   |     |     |   |     |     |     |     |     |     |     | .10  |       |
| CASSVILLE RANGER STA   | .03               | .17   |       |       |       |       |       |     |     |     |     |     |                   |     |     |   |     |     |     |     |     | .08 | .02 | .10  |       |
| CLINTON 1 NNW          |                   |       |       |       |       |       |       |     |     | .07 | .01 |     |                   |     |     |   |     |     |     |     |     |     |     | .08  |       |
| DORA                   |                   |       |       |       |       |       |       |     |     |     |     |     |                   |     |     |   |     |     |     |     |     |     |     | .08  |       |
| ELM 1 S                |                   |       |       |       |       |       |       | .04 | .01 |     |     |     |                   |     |     |   | .02 | .45 |     |     |     |     |     | .47  |       |
| FARMINGTON 1 E         | .05               | .05   |       |       |       |       |       |     |     |     |     |     |                   |     |     |   |     |     |     |     |     |     |     | .05  |       |
| HORNERSVILLE           | .06               | .06   |       | .31   |       |       |       |     |     |     |     |     |                   |     |     |   |     |     |     |     |     |     |     | .10  |       |
| JENNETT 7 E            |                   |       |       | .02   | .03   | .02   | .03   |     |     |     |     |     |                   |     |     |   |     |     |     |     |     |     |     | .37  |       |
| LEBANON                |                   |       |       | .11   | .10   | .02   |       |     |     |     |     |     |                   |     |     |   |     |     |     |     |     |     |     | .06  |       |
| LOCKWOOD               |                   |       | .01   | .02   | .03   | .02   | .03   |     |     |     |     |     |                   |     |     |   |     |     |     |     |     |     |     | .10  |       |
| MALDEN 3 N             |                   |       |       | .11   | .10   | .02   |       |     |     |     |     |     |                   |     |     |   |     |     |     |     |     |     |     | .26  |       |
| MARSHFIELD             | .03               | .06   | .02   | .04   | .10   | .02   |       |     |     |     |     |     |                   |     |     |   |     |     |     |     |     |     |     | .02  |       |
| MILLER 2 SE            | .02               | .16   | .05   |       |       |       |       |     |     |     |     |     |                   |     |     |   |     |     |     |     | .06 | .04 | .03 | .38  |       |
| MOUNTAIN GROVE 2 N     |                   |       |       |       |       |       |       |     |     |     |     |     |                   |     |     |   |     |     |     |     | .04 | .01 | .10 | .10  |       |
| NEVADA SEWAGE PL       | .34               |       |       |       |       |       |       |     |     |     |     |     |                   |     |     |   |     |     |     |     |     |     |     | .34  |       |
| OSCEOLA 3 NE           |                   |       |       |       |       | .11   | .22   | .03 | .02 |     |     |     |                   |     |     |   |     |     |     |     |     |     |     | .36  |       |
| ROBY                   |                   |       |       |       |       |       | .23   | .02 |     |     |     |     |                   |     |     |   |     |     |     |     |     |     |     | .25  |       |
| ROGERSVILLE 1 ENE      |                   |       |       | .01   | .04   |       |       |     |     |     |     |     |                   |     |     |   | .09 | .04 |     |     |     | .40 | .25 | .18  |       |
| SENECA                 |                   |       |       |       |       |       |       |     |     |     |     |     |                   |     |     |   |     |     |     |     |     |     |     | .65  |       |
| SPRING CITY            |                   |       |       | .25   | .10   | .01   |       |     |     |     |     |     |                   |     |     |   | .25 |     |     |     |     |     |     | .61  |       |
| SPRINGFIELD WB AP      |                   | .06   | .02   | .23   | .04   | .01   |       |     |     |     |     |     |                   |     |     |   | .10 | .01 | .01 | .01 | .01 | .04 | .08 | .39  |       |
| TABLE ROCK DAM         | //                |       | .05   |       |       |       |       |     |     |     |     |     |                   |     |     |   |     |     |     |     | .02 | .04 | .08 | .64  |       |
| TYRONE 2 NNW           |                   |       | .03   | .01   |       |       |       |     |     |     |     |     |                   |     |     |   | .08 | .18 | .02 | .02 | .06 | .02 | .04 | .10  | .08   |
| WASOLA                 |                   |       |       |       |       |       |       |     |     |     |     |     |                   |     |     |   |     |     |     |     |     | .52 | .01 | .08  | .37   |
| WILLOW SPRINGS FOR SER | .14               |       |       | .01   | .02   |       |       |     |     |     |     |     |                   |     |     |   | .02 | .10 | .02 | .02 |     |     |     | .02  | .18   |
|                        |                   |       |       |       |       |       |       |     |     |     |     |     |                   |     |     |   |     |     |     |     |     |     |     |      | .17   |
| EMINENCE 3 NNW         |                   |       |       |       |       |       |       |     |     |     |     |     |                   |     |     |   |     |     |     |     |     |     |     |      |       |
| FORSYTH                |                   |       |       |       |       |       |       |     |     |     |     |     |                   |     |     |   |     |     |     |     |     |     |     |      |       |
| LOCKWOOD               |                   |       |       |       |       |       |       |     |     |     |     |     |                   |     |     |   |     |     |     |     |     |     |     |      |       |
| MARSHFIELD             | .07               | .08   | .01   |       |       |       |       |     |     |     |     |     |                   |     |     |   |     |     |     |     |     |     |     |      | .16   |
| MILLER 2 SE            | .01               | .01   |       |       |       |       |       |     |     |     |     |     |                   |     |     |   |     |     |     |     |     |     |     |      | .02   |
| PERRY                  | .10               | .01   |       |       |       |       |       |     |     |     |     |     |                   |     |     |   |     |     |     |     |     |     |     |      | .11   |
| RIDGEWAY 1 SE          |                   |       |       |       |       |       |       |     |     |     |     |     |                   |     |     |   |     |     |     |     |     |     |     |      |       |
| ROGERSVILLE 1 ENE      |                   |       |       |       |       |       |       |     |     |     |     |     |                   |     |     |   |     |     |     |     |     |     |     |      |       |
| SENECA                 | .11               | .01   |       |       |       |       |       |     |     |     |     |     |                   |     |     |   |     |     |     |     |     |     |     |      | .12   |
| SPRING CITY            |                   |       |       |       |       |       |       |     |     |     |     |     |                   |     |     |   |     |     |     |     |     |     | .10 |      | .10   |
| SPRINGFIELD WB AP      | //                | .04   | .01   | .01   |       |       |       |     |     |     |     |     |                   |     |     |   |     |     |     |     |     |     |     |      | .02   |
|                        |                   |       |       |       |       |       |       |     |     |     |     |     |                   |     |     |   |     |     |     |     |     |     |     |      | .08   |

-29th-

-30th-

OKLAHOMA

HOURLY PRECIPITATION

APRIL 1957

| Station               | A. M. Hour Ending |     |     |     |     |     |     |     |     |     |     |     | P. M. Hour Ending |     |   |     |     |     |     |     |     |     |     |     | Total |
|-----------------------|-------------------|-----|-----|-----|-----|-----|-----|-----|-----|-----|-----|-----|-------------------|-----|---|-----|-----|-----|-----|-----|-----|-----|-----|-----|-------|
|                       | 1                 | 2   | 3   | 4   | 5   | 6   | 7   | 8   | 9   | 10  | 11  | 12  | 1                 | 2   | 3 | 4   | 5   | 6   | 7   | 8   | 9   | 10  | 11  | 12  |       |
|                       | -1st-             |     |     |     |     |     |     |     |     |     |     |     |                   |     |   |     |     |     |     |     |     |     |     |     |       |
| ARDMORE CAA AP        |                   |     | .01 | .01 | .02 |     |     |     |     |     |     |     |                   |     |   |     |     |     |     |     |     |     |     |     | .04   |
| BOISE CITY            | //                | .11 | .49 | .03 |     |     |     |     |     |     |     |     |                   |     |   |     |     |     |     |     |     |     |     |     | .63   |
| CANEY 1 E             |                   | .06 | .02 | .02 |     |     |     |     |     |     |     |     |                   |     |   |     |     |     |     |     |     |     |     |     | .10   |
| CARTER TOWER          | //                |     |     |     |     |     | .02 |     | .08 |     |     |     |                   |     |   |     |     |     |     |     |     |     |     |     | .10   |
| CHANDLER 1 SW         |                   |     |     |     |     |     |     |     |     |     |     |     |                   |     |   |     |     |     |     |     |     |     |     |     |       |
| DUNCAN 1 SSW          |                   |     |     |     |     |     |     |     |     |     |     |     |                   |     |   |     |     |     |     |     |     |     |     |     |       |
| GRAND RIVER DAM       |                   |     |     |     |     |     |     |     |     |     |     |     |                   |     |   |     |     |     |     |     |     |     |     |     |       |
| GUTHRIE SCS           |                   |     |     |     |     |     |     |     |     |     |     |     |                   |     |   |     |     |     |     |     |     |     |     |     |       |
| MULAH DAM             |                   |     |     | .07 | .02 |     |     |     |     |     |     |     |                   |     |   |     |     |     |     |     |     |     |     |     | .09   |
| KINGSTON              |                   | .02 | .10 |     |     |     |     |     |     |     |     |     |                   |     |   |     |     |     |     |     |     |     |     |     | .12   |
| LEHIGH                |                   | .29 | .01 |     |     |     |     |     |     |     |     |     |                   |     |   |     |     |     |     |     |     |     |     |     | .30   |
| MC ALESTER 4 W        | //                | .03 | .07 |     |     |     |     |     |     |     |     |     |                   |     |   |     |     |     |     |     |     |     |     |     | .10   |
| OILTON 2 SE           |                   |     |     | .01 | .02 | .05 | .03 |     |     |     |     |     |                   |     |   |     |     |     |     |     |     |     |     |     | .08   |
| ROFF                  |                   | .02 |     |     |     | .02 | .03 |     |     |     |     |     |                   |     |   |     |     |     |     |     |     |     |     |     | .07   |
| TULSA WB AP           | //                |     | .02 | .12 | .01 |     |     |     |     |     |     |     |                   |     |   |     |     |     |     |     |     |     |     |     | .15   |
| TUSKAHOMA             |                   | .02 |     |     |     |     |     |     |     |     |     |     |                   |     |   |     |     |     |     |     |     |     |     |     | .02   |
|                       | -2d-              |     |     |     |     |     |     |     |     |     |     |     |                   |     |   |     |     |     |     |     |     |     |     |     |       |
| ADAIR 5 SW            |                   |     |     |     |     |     |     |     |     |     |     |     |                   |     |   |     |     |     |     |     |     |     |     |     | .33   |
| ALTUS 7 NE            |                   |     |     |     |     |     |     |     |     |     |     |     |                   |     |   |     |     |     |     |     |     |     |     |     | .79   |
| AMES                  |                   |     |     |     |     |     |     |     |     |     |     |     |                   |     |   |     |     |     |     |     |     |     |     |     | .32   |
| ANTHON                | //                |     |     |     |     |     |     |     |     |     |     |     |                   | .03 |   | .01 | .17 | .46 | .09 | .07 | .24 | .04 |     |     | .04   |
| ANTLERS               |                   |     |     |     |     |     |     |     |     |     |     |     |                   |     |   | .02 | .01 | .07 | .03 | .01 |     |     |     |     | .17   |
| ARDMORE CAA AP        |                   |     |     |     |     |     |     |     |     |     |     |     |                   |     |   | .20 | .01 | .20 | .20 | .03 | .01 |     |     |     | .22   |
| BENGAL                |                   |     |     |     |     |     |     |     |     |     |     |     |                   |     |   |     | .45 | .04 | .20 | .20 | .03 |     |     |     | .43   |
| CANEY 1 E             | //                |     |     |     |     |     |     |     |     |     |     |     |                   |     |   |     |     |     |     |     | .19 | .13 | .12 |     | .30   |
| CARTER TOWER          |                   |     |     |     |     |     |     |     |     |     |     |     |                   |     |   |     |     |     |     |     | .02 | .12 | .02 |     | .16   |
| CHANDLER 1 SW         |                   |     |     |     |     |     |     |     |     |     |     |     |                   |     |   |     |     |     |     |     | .01 |     |     |     | .01   |
| CLEVELAND             |                   |     |     |     |     |     |     |     |     |     |     |     |                   |     |   |     |     |     |     |     | .01 | .01 | .33 | .20 | .01   |
| ELK CITY 2 SSE        |                   |     |     |     |     |     |     |     |     |     |     |     |                   |     |   |     |     |     |     |     | .02 | .03 | .16 |     | .21   |
| EUFULA DAM            |                   |     |     |     |     |     |     |     |     |     |     |     |                   |     |   |     |     |     |     |     | .02 | .03 | .16 |     | .21   |
| EV A                  | //                |     | .05 | .03 | .02 | .08 | .04 | .03 | .03 |     |     |     |                   |     |   |     |     |     |     |     | .02 | .03 | .16 |     | .21   |
| FORT COBB             |                   |     |     |     |     |     |     |     |     |     |     |     |                   |     |   |     |     |     |     |     | .02 | .03 | .16 |     | .21   |
| FORT GIBSON DAM       |                   |     |     |     |     |     |     |     |     |     |     |     |                   |     |   |     |     |     |     |     | .02 | .03 | .16 |     | .21   |
| FORT SUPPLY DAM       | //                |     |     |     |     |     |     |     |     |     |     |     |                   |     |   |     |     |     |     |     | .02 | .03 | .16 |     | .21   |
| GEARY                 |                   |     |     |     |     |     |     |     |     |     |     |     |                   |     |   |     |     |     |     |     | .02 | .03 | .16 |     | .21   |
| GOODWELL              | //                |     |     |     |     |     |     |     |     |     |     |     |                   |     |   |     |     |     |     |     | .02 | .03 | .16 |     | .21   |
| GREAT SALT PLAINS DAM |                   |     | .03 | .01 | .01 |     |     |     |     |     |     |     |                   |     |   |     |     |     |     |     | .05 | .15 |     |     | .05   |
| HEAVENER EXP FARM     |                   |     |     |     |     |     |     |     |     |     |     |     |                   |     |   |     |     |     |     |     | .02 | .39 | .36 |     | .05   |
| HENNEPIN              |                   |     |     |     |     |     |     |     |     |     |     |     |                   |     |   |     |     |     |     |     | .02 | .05 |     |     | .07   |
| HEYBURN DAM           |                   |     |     |     |     |     |     |     |     |     |     |     |                   |     |   |     |     |     |     |     | .02 | .05 |     |     | .07   |
| HOBART                |                   |     |     |     |     |     |     |     |     |     |     |     |                   |     |   |     |     |     |     |     | .02 | .05 |     |     | .07   |
| HUGO                  |                   |     |     |     |     |     |     |     |     |     |     |     |                   |     |   |     |     |     |     |     | .02 | .05 |     |     | .07   |
| MULAH DAM             |                   |     |     |     |     |     |     |     |     |     |     |     |                   |     |   |     |     |     |     |     | .02 | .05 |     |     | .07   |
| KINGSTON              |                   |     |     |     |     |     |     |     |     |     |     |     |                   |     |   |     |     |     |     |     | .02 | .05 |     |     | .07   |
| LAKE OVERHOLSER       |                   |     |     |     |     |     |     |     |     |     |     |     |                   |     |   |     |     |     |     |     | .02 | .05 |     |     | .07   |
| LEHIGH                | //                |     |     |     |     |     |     |     |     |     |     |     |                   |     |   |     |     |     |     |     | .02 | .05 |     |     | .07   |
| MC ALESTER 4 W        |                   |     |     |     |     |     |     |     |     |     |     |     |                   |     |   |     |     |     |     |     | .02 | .05 |     |     | .07   |
| MUSKOGEE              |                   |     |     |     |     |     |     |     |     |     |     |     |                   |     |   |     |     |     |     |     | .02 | .05 |     |     | .07   |
| NINNEKAH              |                   |     |     |     |     |     |     |     |     |     |     |     |                   |     |   |     |     |     |     |     | .02 | .05 |     |     | .07   |
| NOWATA                |                   |     |     |     |     |     |     |     |     |     |     |     |                   |     |   |     |     |     |     |     | .02 | .05 |     |     | .07   |
| OILTON 2 SE           |                   |     |     |     |     |     |     |     |     |     |     |     |                   |     |   |     |     |     |     |     | .02 | .05 |     |     | .07   |
| OKEMAH                |                   |     |     |     |     |     |     |     |     |     |     |     |                   |     |   |     |     |     |     |     | .02 | .05 |     |     | .07   |
| OKLA CITY WB AP       | //                |     |     |     |     |     |     |     |     |     |     |     |                   |     |   |     |     |     |     |     | .02 | .05 |     |     | .07   |
| OLOGAH DAM            |                   |     |     |     |     |     |     |     |     |     |     |     |                   |     |   |     |     |     |     |     | .02 | .05 |     |     | .07   |
| ORLANDO 3 E           |                   |     |     |     |     |     |     |     |     |     |     |     |                   |     |   |     |     |     |     |     | .02 | .05 |     |     | .07   |
| PAOLI                 |                   |     |     |     |     |     |     |     |     |     |     |     |                   |     |   |     |     |     |     |     | .02 | .05 |     |     | .07   |
| PAWNUKA               |                   |     |     |     |     |     |     |     |     |     |     |     |                   |     |   |     |     |     |     |     | .02 | .05 |     |     | .07   |
| PAWNEE 6 NW           |                   |     |     |     |     |     |     |     |     |     |     |     |                   |     |   |     |     |     |     |     | .02 | .05 |     |     | .07   |
| PONCA CITY            |                   |     |     |     |     |     |     |     |     |     |     |     |                   |     |   |     |     |     |     |     | .02 | .05 |     |     | .07   |
| QUAPAW                |                   |     |     |     |     |     |     |     |     |     |     |     |                   |     |   |     |     |     |     |     | .02 | .05 |     |     | .07   |
| RANGE                 |                   |     |     |     | .05 |     |     |     |     |     |     |     |                   |     |   |     |     |     |     |     | .02 | .05 |     |     | .07   |
| REYDON 5 NE           |                   |     |     |     |     |     |     |     |     |     |     |     |                   |     |   |     |     |     |     |     | .02 | .05 |     |     | .07   |
| RIVERSIDE             | //                |     |     | .01 | .08 | .06 | .03 | .02 | .01 | .02 |     |     |                   | .03 |   |     |     |     |     |     | .03 | .05 | .01 | .05 | .40   |
| ROFF                  |                   |     |     |     |     |     |     |     |     |     |     |     |                   |     |   |     |     |     |     |     | .03 | .05 | .01 | .05 | .40   |
| ROLL                  | //                |     |     |     |     |     |     |     |     |     |     |     |                   |     |   |     |     |     |     |     | .03 | .05 | .01 | .05 | .40   |
| ROSE                  |                   |     |     |     |     |     |     |     |     |     |     |     |                   |     |   |     |     |     |     |     | .03 | .05 | .01 | .05 | .40   |
| SEILING               |                   |     |     |     |     |     |     |     |     |     |     |     |                   |     |   |     |     |     |     |     | .03 | .05 | .01 | .05 | .40   |
| SHATTUCK              | //                |     |     |     |     |     |     |     |     |     |     |     |                   |     |   |     |     |     |     |     | .03 | .05 | .01 | .05 | .40   |
| SNOMAC                |                   |     |     |     |     |     |     |     |     |     |     |     |                   |     |   |     |     |     |     |     | .03 | .05 | .01 | .05 | .40   |
| STIGLER               |                   |     |     |     |     |     |     |     |     |     |     |     |                   |     |   |     |     |     |     |     | .03 | .05 | .01 | .05 | .40   |
| STILLWATER            |                   |     |     |     |     |     |     |     |     |     |     |     |                   |     |   |     |     |     |     |     | .03 | .05 | .01 | .05 | .40   |
| TENKILLER FERRY DAM   |                   |     |     |     |     |     |     |     |     |     |     |     |                   |     |   |     |     |     |     |     | .03 | .05 | .01 | .05 | .40   |
| TULSA WB AP           | //                |     |     |     |     |     |     |     |     |     |     |     |                   |     |   |     |     |     |     |     | .03 | .05 | .01 | .05 | .40   |
| TUSKAHOMA             |                   |     |     |     |     |     |     |     |     |     |     |     |                   |     |   |     |     |     |     |     | .03 | .05 | .01 | .05 | .40   |
| WAYNOKA               | //                |     |     |     |     |     |     |     |     |     |     |     |                   |     |   |     |     |     |     |     | .03 | .05 | .01 | .05 | .40   |
| WEST BRANCH           |                   |     |     |     |     |     |     |     |     |     |     |     |                   |     |   |     |     |     |     |     | .03 | .05 | .01 | .05 | .40   |
| WOODWARD FIELD STA    |                   |     |     |     |     |     |     |     |     |     |     |     |                   |     |   |     |     |     |     |     | .03 | .05 | .01 | .05 | .40   |
|                       | -3d-              |     |     |     |     |     |     |     |     |     |     |     |                   |     |   |     |     |     |     |     |     |     |     |     |       |
| ADAIR 5 SW            |                   | .35 | .23 | .17 | .05 |     |     | .03 | .10 | .10 | .02 |     |                   |     |   |     |     |     |     |     |     |     |     |     | 1.20  |
| ALTUS 7 NE            |                   | .01 | .62 | .20 |     |     |     |     |     |     |     |     |                   |     |   |     |     |     |     |     |     |     |     |     | .83   |
| AMES                  |                   |     |     | .01 | .05 | .14 | .12 | .05 |     |     |     |     |                   |     |   |     |     |     |     |     |     |     |     |     | .45   |
| ANTHON                | //                |     |     | .19 | .41 | .03 | .02 | .09 |     |     |     |     |                   |     |   |     |     |     |     |     |     |     |     |     | .74   |
| ANTLERS               |                   |     |     |     |     | .43 | .80 | .07 |     |     |     |     |                   |     |   |     |     |     |     |     |     |     |     |     | 1.63  |
| ARDMORE CAA AP        |                   | .01 | .01 | .01 |     | .06 | .17 | .01 |     |     |     | .01 | .09               |     |   |     |     |     |     |     |     |     |     |     | .39   |
| BENGAL                |                   |     |     | .27 |     | .15 | .78 | .87 | .27 | .16 | .02 | .02 |                   |     |   |     |     |     |     |     |     |     |     |     | 2.74  |
| CANEY 1 E             |                   |     |     |     |     | .83 | .03 | .13 | *   | *   | *   | *   | *                 |     |   |     |     |     |     |     |     |     |     |     | 1.09  |
| CARTER TOWER          | //                |     |     |     |     |     |     | .10 | .57 | .08 | .07 | .03 |                   |     |   |     |     |     |     |     | .23 | .25 | .08 |     | 1.42  |
| CHANDLER 1 SW         |                   | .15 | .08 |     | .07 | .06 | .01 | .17 | .15 | .07 | .02 | .05 |                   |     |   |     |     |     |     |     | .07 | .01 |     |     | .76   |
| CLEVELAND             |                   | .22 | .08 | .03 | .07 | .01 | .03 | .01 | .01 | .01 | .01 | .01 |                   |     |   |     |     |     |     |     | .10 | .04 |     |     | .62   |
| ELK CITY 2 SSE        |                   | .01 | .08 | .36 | .05 |     |     | .15 | .10 | .09 | .01 | .01 | .01               |     |   |     |     |     |     |     | .03 | .03 | .02 | .01 | .04   |
| EUFULA DAM            |                   | .04 | .17 | .13 | .35 | .35 | .60 | .10 | .15 | .15 | .10 | .04 |                   |     |   |     |     |     |     |     | .01 | .03 | .03 | .01 | .04   |
| FORT COBB             |                   | .26 | .13 | .49 | .05 |     |     | .   |     |     |     |     |                   |     |   |     |     |     |     |     |     |     |     |     |       |























# HOURLY PRECIPITATION

SUPPLEMENTAL DATA  
APRIL 1957

| Station      | A. M. Hour Ending |     |     |     |     |     |     |      |     |     |     |     | P. M. Hour Ending |     |     |     |     |     |     |      |      |     |      |      | Total |      |  |
|--------------|-------------------|-----|-----|-----|-----|-----|-----|------|-----|-----|-----|-----|-------------------|-----|-----|-----|-----|-----|-----|------|------|-----|------|------|-------|------|--|
|              | 1                 | 2   | 3   | 4   | 5   | 6   | 7   | 8    | 9   | 10  | 11  | 12  | 1                 | 2   | 3   | 4   | 5   | 6   | 7   | 8    | 9    | 10  | 11   | 12   |       |      |  |
| PAULS VALLEY |                   |     |     |     |     |     |     |      |     |     |     | .31 | .07               |     |     | .03 | .05 |     |     |      |      |     |      | 1.08 | .15   | 1.23 |  |
| QUINTON      |                   |     |     |     |     |     |     |      |     |     |     |     |                   |     |     |     |     |     |     | .46  | .05  | .01 | .01  |      |       | .46  |  |
| TALOGA       |                   |     |     |     |     |     |     |      |     |     |     |     |                   |     |     |     |     |     |     |      |      |     |      | 1.09 | .16   | 1.25 |  |
| TECUMSEH     |                   |     |     |     |     |     |     |      |     |     |     | .04 |                   | .13 | .05 | .02 | .03 |     |     |      |      | .47 | .50  | .12  | .20   | .27  |  |
| WAGONER      |                   |     |     |     |     |     |     |      |     |     |     |     |                   |     |     |     |     |     |     |      |      |     |      |      |       | 1.29 |  |
| WALTERS      |                   |     |     |     |     |     |     |      |     |     |     | .25 | .20               | .03 | .03 | .01 |     |     |     |      |      | .15 | 1.50 | .13  | .02   | .46  |  |
| WARNER       |                   |     |     |     |     |     |     |      |     |     |     |     |                   |     |     |     |     |     |     |      |      |     |      |      |       | 1.60 |  |
| WATONGA      |                   |     |     |     |     |     |     |      |     |     |     |     |                   |     |     |     |     |     |     |      |      |     |      |      |       |      |  |
| -23d-        |                   |     |     |     |     |     |     |      |     |     |     |     |                   |     |     |     |     |     |     |      |      |     |      |      |       |      |  |
| ADA          | .11               | .09 | .14 | .10 | .10 | .07 | .22 | .04  |     |     |     |     |                   |     |     |     |     |     |     |      |      |     |      |      |       | .87  |  |
| APACHE       | .03               | .01 | .01 |     |     |     |     |      |     |     |     |     |                   |     |     |     |     |     |     |      |      |     |      |      |       | .05  |  |
| ARDMORE      | .14               | .07 | .11 | .08 | .05 | .20 | .22 | .02  |     |     |     |     |                   |     |     |     |     |     |     |      |      |     |      |      |       | .89  |  |
| CALVIN       | .83               | .07 | .10 | .10 | .13 | .05 | .07 | .16  | .08 |     |     |     |                   |     |     |     |     |     |     |      |      |     |      |      |       | 1.59 |  |
| CHANDLER     | .20               | .16 | .13 | .05 | .04 |     |     |      |     |     |     |     |                   |     |     |     |     |     |     |      |      |     |      |      |       | .58  |  |
| CLAYTON      | .30               | .39 | .07 | .08 | .04 | .03 | .08 | .14  | .09 | .10 | .08 |     |                   |     |     |     |     |     |     |      |      |     |      |      |       | 1.40 |  |
| COALGATE     | .61               | .12 | .05 | .07 | .10 | .04 | .15 | .11  | .10 | .05 |     |     |                   |     |     |     |     |     |     |      |      |     |      |      |       | .11  |  |
| CRESCENT     | .08               | .03 |     |     |     |     |     |      |     |     |     |     |                   |     |     |     |     |     |     |      |      |     |      |      |       | .50  |  |
| DIBBLE       | .20               | .10 | .07 | .07 | .01 | .05 |     |      |     |     |     |     |                   |     |     |     |     |     |     |      |      |     |      |      |       | 1.79 |  |
| DURANT       |                   | .56 | .04 | .14 | .15 | .12 | .26 | .04  | .31 | .17 |     |     |                   |     |     |     |     |     |     |      |      |     |      |      |       | .58  |  |
| MARLOW       | .20               | .11 | .15 | .07 | .04 | .01 |     |      |     |     |     |     |                   |     |     |     |     |     |     |      |      |     |      |      |       | .50  |  |
| PAULS VALLEY | .11               | .11 | .03 | .02 | .06 | .13 | .02 |      |     |     |     |     |                   |     |     |     |     |     |     |      |      |     |      |      |       | 1.76 |  |
| QUINTON      | .25               | .82 | .08 | .08 | .07 | .09 | .01 | .10  | .05 | .11 | .10 |     |                   |     |     |     |     |     |     |      |      |     |      |      |       | .55  |  |
| TECUMSEH     | .10               | .14 | .09 | .04 | .03 | .05 | .10 |      |     |     |     |     |                   |     |     |     |     |     |     |      |      |     |      |      |       | .90  |  |
| WAGONER      | .38               | .09 | .08 | .03 | .06 | .03 | .04 | .01  | .06 | .10 | .02 |     |                   |     |     |     |     |     |     |      |      |     |      |      |       | .46  |  |
| WALTERS      | .13               | .24 | .06 | .01 | .02 |     |     |      |     |     |     |     |                   |     |     |     |     |     |     |      |      |     |      |      |       | 1.27 |  |
| WARNER       | .51               | .17 | .04 | .10 | .09 | .10 | .07 | .01  | .08 | .08 | .04 |     |                   |     |     |     |     |     |     |      |      |     |      |      |       | .96  |  |
| WILLIS       | .86               | .10 | .07 | .12 | .12 | .18 | .25 | .18  | .08 |     |     |     |                   |     |     |     |     |     |     |      |      |     |      |      |       |      |  |
| -24th-       |                   |     |     |     |     |     |     |      |     |     |     |     |                   |     |     |     |     |     |     |      |      |     |      |      |       |      |  |
| CLAYTON      |                   |     |     |     |     |     |     |      |     |     |     |     |                   |     |     |     |     |     |     | .03  | .05  | .10 | .11  | .09  |       | .38  |  |
| DURANT       |                   |     |     |     |     |     |     |      |     |     |     |     |                   |     |     |     |     |     |     | .24  | .07  |     |      |      |       | .31  |  |
| QUINTON      |                   |     |     |     |     |     |     |      |     |     |     |     |                   |     |     |     |     |     |     | .01  | .06  | .05 | .01  |      |       | .13  |  |
| WAGONER      |                   |     |     |     |     |     |     |      |     |     |     |     |                   |     |     |     |     |     |     |      | .11  |     |      |      |       | .11  |  |
| -25th-       |                   |     |     |     |     |     |     |      |     |     |     |     |                   |     |     |     |     |     |     |      |      |     |      |      |       |      |  |
| ADA          |                   |     |     |     |     |     |     |      |     |     |     |     |                   |     |     |     |     |     |     |      |      |     |      |      |       | .23  |  |
| APACHE       |                   |     |     |     |     |     |     |      |     |     |     |     |                   |     |     |     |     |     | .01 | .09  | .10  | .03 | *    | *    | *     | .23  |  |
| ARDMORE      |                   |     |     |     |     |     |     |      |     |     |     |     |                   |     |     |     |     |     |     | 1.20 |      |     |      |      |       | 1.98 |  |
| CALVIN       |                   |     |     |     |     |     |     |      |     |     |     |     |                   |     |     |     |     |     |     |      |      |     |      |      |       | .99  |  |
| CHANDLER     |                   |     |     |     |     |     |     |      |     |     |     |     |                   |     |     |     |     |     |     |      | *    | *   | *    | *    | *     | .99  |  |
| CLAYTON      |                   |     |     |     |     |     |     |      |     |     |     |     |                   |     |     |     |     |     |     |      | .16  | .09 | 1.46 | .07  |       | 1.78 |  |
| COALGATE     |                   |     |     |     |     |     |     |      |     |     |     |     |                   |     |     |     |     |     |     |      | .21  | .25 | .79  | .35  |       | 1.60 |  |
| DIBBLE       |                   |     |     |     |     |     |     |      |     |     |     |     |                   |     |     |     |     |     |     | .07  | .22  | .21 | .05  |      |       | .55  |  |
| DURANT       |                   |     |     |     |     |     |     |      |     |     |     |     |                   |     |     |     |     |     |     |      |      |     |      | .06  | .48   | .54  |  |
| FREDERICK    |                   |     |     |     |     |     |     |      |     |     |     |     |                   | .02 | .05 | .34 | .07 | .01 | .01 |      |      |     |      |      |       | .50  |  |
| LOOKESA      |                   |     |     |     |     |     |     |      |     |     |     |     |                   | .01 | .04 | .01 | .04 | .01 |     |      |      |     |      |      | .06   | .79  |  |
| MARLOW       |                   |     |     |     |     |     |     |      |     |     |     |     |                   |     |     |     |     | .20 | .08 | .10  | .01  |     |      |      |       | 1.24 |  |
| PAULS VALLEY |                   |     |     |     |     |     |     |      |     |     |     |     |                   |     |     |     |     |     | .58 | .28  | .15  | .23 |      |      |       | 1.34 |  |
| QUINTON      |                   |     |     |     |     |     |     |      |     |     |     |     |                   |     |     |     |     |     | .03 | .32  | .06  | .03 |      |      |       | 1.34 |  |
| TECUMSEH     |                   |     |     |     |     |     |     |      |     |     |     |     |                   |     |     |     |     |     | .03 | .21  | .30  | .15 |      |      |       | .69  |  |
| WAGONER      |                   |     |     |     |     |     |     |      |     |     |     |     |                   |     |     |     |     |     |     | .25  | 1.14 | .28 | .13  | .05  | .02   | .15  |  |
| WALTERS      |                   |     |     |     |     |     |     |      |     |     |     |     |                   |     |     |     |     |     |     |      |      |     |      | .14  | .13   | 1.87 |  |
| WARNER       |                   |     |     |     |     |     |     |      |     |     |     |     |                   |     |     |     |     |     |     |      |      | .01 | .06  | .87  | .10   | .27  |  |
| WILLIS       |                   |     |     |     |     |     |     |      |     |     |     |     |                   |     |     |     |     |     |     |      |      |     |      |      |       | 1.04 |  |
| -26th-       |                   |     |     |     |     |     |     |      |     |     |     |     |                   |     |     |     |     |     |     |      |      |     |      |      |       |      |  |
| ADA          | *                 | *   | *   | *   | *   | *   | *   | 1.25 |     |     |     |     |                   |     |     |     |     |     |     |      |      |     |      |      |       | 1.25 |  |
| APACHE       |                   |     |     | .05 | .10 | .04 |     |      |     |     |     |     |                   |     |     |     |     |     |     |      |      |     |      |      |       | .22  |  |
| ARDMORE      | .18               | .25 | .22 | .21 | .06 | .04 | .03 | .03  | .03 | .02 |     |     |                   | .01 | .01 | .01 | .01 | .25 | .15 | .07  | .02  | .03 | .08  | .02  |       | 1.74 |  |
| CALVIN       | .30               | .10 | .01 | .01 | .13 | .06 | .07 |      |     |     |     |     |                   |     |     |     |     |     |     |      | .02  | .01 |      |      | .01   | .72  |  |
| CHANDLER     | *                 | *   | .55 |     |     |     |     |      |     |     |     |     |                   |     |     |     |     |     |     |      |      |     |      |      |       | .25  |  |
| CLAYTON      |                   | .41 | .07 |     |     |     | .01 | .04  | .07 | .20 | .18 | .01 | .04               |     |     |     |     |     |     |      |      |     | .04  | .01  | .07   | 1.15 |  |
| CLINTON      |                   |     |     |     |     |     | .06 | .06  | .07 |     |     |     |                   |     |     |     |     |     |     |      |      |     |      |      |       | .19  |  |
| COALGATE     | .20               | .02 |     | .05 | .26 | .23 | .08 | .06  | .20 | .15 |     |     |                   |     |     | .01 | .01 | .02 | .01 |      | .01  | .01 | .02  | .02  |       | 1.36 |  |
| CRESCENT     |                   |     |     |     |     |     | .02 |      |     |     |     |     |                   |     |     |     |     |     |     |      |      |     |      |      |       | .03  |  |
| DIBBLE       |                   |     |     |     |     |     | .01 |      |     |     |     |     |                   |     |     |     |     |     |     |      |      |     |      |      |       | .05  |  |
| DURANT       | .10               | .05 | .01 | .12 | .11 | .11 | .15 | .16  | .29 | .25 | .04 | .02 | .15               | .01 | .05 | .09 | -   | -   | -   | -    | -    | -   | -    | -    | -     | 1.17 |  |
| FREDERICK    |                   | .10 | .34 | .35 | .26 | .01 | .01 | .10  | .02 | .20 |     |     |                   |     |     |     |     |     |     |      |      |     |      |      |       | .32  |  |
| HOBART       |                   |     |     |     |     |     | .02 | .20  |     |     |     |     |                   |     |     |     |     |     |     |      |      |     |      |      |       | .22  |  |
| LOOKESA      |                   |     |     |     |     |     | .01 | .13  | .01 | .01 | .13 | .01 |                   |     |     |     | .02 |     |     |      |      |     |      |      |       | .23  |  |
| MARLOW       |                   | .01 |     | .01 | .01 | .04 |     |      |     |     |     |     |                   |     |     |     | .02 |     |     |      |      |     |      |      |       | .13  |  |
| PAULS VALLEY | .07               | .01 | .01 | .01 | .02 |     | .01 | .01  | .01 | .13 | .01 |     |                   |     |     |     |     | .02 |     |      |      | .01 | .01  | .01  | .01   | 1.03 |  |
| QUINTON      | .31               | .19 | .02 | .02 |     |     | .01 | .01  | .07 | .19 | .17 | .01 |                   |     |     |     |     |     |     |      |      |     |      |      |       | .62  |  |
| TALOGA       | .15               | .02 | .01 | .35 | .17 | .05 | .03 |      |     |     |     |     |                   |     |     |     |     |     |     |      |      |     |      |      |       | .17  |  |
| TECUMSEH     | .20               | .25 | .28 | .01 | .02 | .30 | .49 | .02  | .01 | .05 | .02 | .02 |                   |     |     |     |     |     |     |      |      |     |      |      |       | .88  |  |
| WAGONER      | .20               | .30 | .15 | .02 | .30 | .49 | .02 | .01  | .01 | .02 | .02 | .15 |                   |     |     |     |     |     |     |      |      |     |      |      |       | .90  |  |
| WALTERS      |                   |     |     |     |     |     |     |      |     |     |     |     |                   |     |     |     |     |     |     |      |      |     |      |      |       | .25  |  |
| WARNER       | .06               | .02 | .20 | .22 | .11 | .02 | .04 | .02  | .19 | .08 | .05 | .10 | .16               | .08 | .02 | .04 | .13 | .31 | .18 | .01  | .01  | .09 | .07  | .03  |       | 2.24 |  |
| WATONGA      |                   |     |     |     |     |     |     |      |     |     |     |     |                   |     |     |     |     |     |     |      |      |     |      |      |       |      |  |
| WILLIS       |                   |     |     |     |     |     |     |      |     |     |     |     |                   |     |     |     |     |     |     |      |      |     |      |      |       |      |  |
| -27th-       |                   |     |     |     |     |     |     |      |     |     |     |     |                   |     |     |     |     |     |     |      |      |     |      |      |       |      |  |
| CALVIN       | .01               |     |     |     |     |     |     |      |     |     |     |     |                   |     |     |     |     |     |     |      |      |     |      |      |       | .01  |  |
| CLAYTON      | .13               | .03 | .03 | .04 |     |     |     |      |     |     |     |     |                   |     |     |     |     |     |     |      |      |     |      |      |       | .23  |  |
| COALGATE     |                   |     |     |     |     |     |     |      |     |     |     |     |                   |     |     |     |     |     |     |      |      |     |      |      |       | .01  |  |
| DURANT       |                   |     |     |     |     |     |     |      |     |     |     |     |                   |     |     |     |     |     |     |      |      |     |      |      |       | .09  |  |
| QUINTON      | .05               | .02 | .01 | .01 |     |     |     |      |     |     |     |     |                   |     |     |     |     |     |     |      |      |     |      |      |       | .29  |  |
| WARNER       | .05               | .04 | .01 |     |     |     |     |      |     |     |     |     |                   |     |     |     |     |     |     |      |      |     |      |      |       |      |  |
| -28th-       |                   |     |     |     |     |     |     |      |     |     |     |     |                   |     |     |     |     |     |     |      |      |     |      |      |       |      |  |
| ARDMORE      |                   |     |     |     |     |     |     |      |     |     |     |     |                   |     |     |     |     |     |     |      |      |     |      |      |       | .52  |  |
| CLAYTON      |                   |     |     |     |     |     |     |      |     |     |     |     |                   |     |     |     |     |     |     |      |      |     |      |      |       | .93  |  |
| COALGATE     |                   |     |     |     |     |     |     |      |     |     |     |     |                   |     |     |     |     |     |     |      |      |     |      |      |       | .40  |  |
| DURANT       |                   |     |     |     |     |     |     |      |     |     |     |     |                   |     |     |     |     |     |     |      |      |     |      |      |       | .04  |  |
| FREDERICK    |                   |     |     |     |     |     |     |      |     | .16 | .24 | .25 | .15               | .02 | .01 | .06 | .02 | .03 | .01 | .05  |      |     |      |      |       | 1.04 |  |
| WALTERS      |                   |     |     |     |     |     |     |      |     | .10 | .06 | .09 | .29               | .06 | .01 |     |     |     |     |      |      |     |      |      |       |      |  |





# HOURLY PRECIPITATION

SUPPLEMENTAL DELAYED DATA

| Station    | A. M. Hour Ending |     |     |     |     |   |   |     |     |     |     |     | P. M. Hour Ending |     |     |   |     |      |   |   |   |    |    |    | Total            |
|------------|-------------------|-----|-----|-----|-----|---|---|-----|-----|-----|-----|-----|-------------------|-----|-----|---|-----|------|---|---|---|----|----|----|------------------|
|            | 1                 | 2   | 3   | 4   | 5   | 6 | 7 | 8   | 9   | 10  | 11  | 12  | 1                 | 2   | 3   | 4 | 5   | 6    | 7 | 8 | 9 | 10 | 11 | 12 |                  |
| APRIL 1957 |                   |     |     |     |     |   |   |     |     |     |     |     |                   |     |     |   |     |      |   |   |   |    |    |    |                  |
| BRITTON    |                   |     |     |     |     |   |   |     |     |     |     |     | <del>-2d-</del>   |     |     |   |     |      |   |   |   |    |    |    |                  |
| BRITTON    |                   |     |     |     |     |   |   |     |     |     |     |     | <del>-3d-</del>   |     |     |   |     |      |   |   |   |    |    |    | .09 .10          |
| BRITTON    |                   |     | .30 | .38 |     |   |   | .05 | .18 | .01 | .02 | .10 | .09               | .03 | .04 |   |     |      |   |   |   |    |    |    |                  |
| BRITTON    |                   |     |     |     |     |   |   |     |     |     |     |     | <del>-7th-</del>  |     |     |   |     |      |   |   |   |    |    |    |                  |
| BRITTON    |                   |     |     |     |     |   |   |     |     |     |     |     | <del>-12th-</del> |     |     |   |     |      |   |   |   |    |    |    |                  |
| BRITTON    |                   |     |     |     |     |   |   |     |     |     |     |     | <del>-18th-</del> |     |     |   |     |      |   |   |   |    |    |    |                  |
| BRITTON    |                   |     |     |     |     |   |   |     |     |     |     |     | <del>-19th-</del> |     |     |   |     |      |   |   |   |    |    |    | .02              |
| BRITTON    | 1.08              | .05 | .01 | .06 | .12 |   |   |     |     |     |     |     |                   |     |     |   |     | 1.32 |   |   |   |    |    |    |                  |
| BRITTON    |                   |     |     |     |     |   |   |     |     |     |     |     | <del>-20th-</del> |     |     |   |     |      |   |   |   |    |    |    |                  |
| BRITTON    |                   |     |     |     |     |   |   |     |     |     |     |     | <del>-22d-</del>  |     |     |   |     |      |   |   |   |    |    |    |                  |
| BRITTON    |                   |     |     |     |     |   |   |     |     |     |     |     | <del>-23d-</del>  |     |     |   |     |      |   |   |   |    |    |    |                  |
| BRITTON    | .35               | .22 | .02 | .02 |     |   |   |     |     |     |     |     |                   |     |     |   | .61 |      |   |   |   |    |    |    |                  |
| BRITTON    |                   |     |     |     |     |   |   |     |     |     |     |     | <del>-25th-</del> |     |     |   |     |      |   |   |   |    |    |    |                  |
| BRITTON    |                   |     |     |     |     |   |   |     |     |     |     |     | <del>-29th-</del> |     |     |   |     |      |   |   |   |    |    |    | .03 .09 .30 .20  |
| BRITTON    |                   |     |     |     |     |   |   |     |     |     |     |     | <del>-30th-</del> |     |     |   |     |      |   |   |   |    |    |    |                  |
| BRITTON    |                   |     |     |     |     |   |   |     |     |     |     |     | <del>-30th-</del> |     |     |   |     |      |   |   |   |    |    |    | .20              |
| BRITTON    |                   |     |     |     |     |   |   |     |     |     |     |     | <del>-30th-</del> |     |     |   |     |      |   |   |   |    |    |    | 2.41 .21 .01 .02 |
| BRITTON    |                   |     |     |     |     |   |   |     |     |     |     |     | <del>-30th-</del> |     |     |   |     |      |   |   |   |    |    |    | 2.85             |

CORRECTIONS

APRIL 1957, EUFAULA DAM, 20 HOURLY AMOUNTS SHOULD BE 8 PM .02, 9 PM .01, 10 PM .49, 11 PM .30, MDT .02, DAILY TOTAL SHOULD BE .84.  
 30 HOURLY AMOUNTS SHOULD BE 1 AM .06, 2 AM .25, 3 AM .20, 4 AM .53, 5 AM .52, 6 AM .90, 7 AM .22, 8 AM .15, 9 AM .14, 10 AM .01, 11 AM .02, NOON .01, 1 PM .04, 2 PM .05, 3 PM .03, 4 PM .01, 5 PM .02, 6 PM .06, DAILY TOTAL SHOULD BE 3.22.  
 7TH HOURLY AMOUNTS SHOULD BE 8 PM .03, 11 PM .11, MDT .15, DAILY TOTAL SHOULD BE .29.  
 8TH HOURLY AMOUNTS SHOULD BE 1 AM .01, 2 AM .06, DAILY TOTAL SHOULD BE .07.  
 12TH HOURLY AMOUNTS SHOULD BE 7 AM \*, 8 AM \*, 9 AM \*, 10 AM \*, 11 AM \*, NOON \*, 1 PM \*, 2 PM \*, 3 PM \*, 4 PM .80, DAILY TOTAL SHOULD BE .80.  
 16TH HOURLY AMOUNTS SHOULD BE 3 AM .15, 4 AM .83, 5 AM .12, 6 AM .06, 7 AM .18, 8 AM .04, 9 AM .06, 10 AM .02, DAILY TOTAL SHOULD BE 1.46.  
 19TH HOURLY AMOUNTS SHOULD BE NOON .12, 1 PM .55, 2 PM .12, DAILY TOTAL SHOULD BE .79.  
 20TH HOURLY AMOUNTS SHOULD BE 1 PM .02, 6 PM .13, DAILY TOTAL SHOULD BE .15.  
 21ST HOURLY AMOUNTS SHOULD BE 1 AM .14, 2 AM .22, 3 AM .15, 4 AM .09, DAILY TOTAL SHOULD BE .60.  
 22D HOURLY AMOUNTS SHOULD BE 10 AM .08, 11 AM .33, NOON .04, 1 PM .05, 2 PM .02, DAILY TOTAL SHOULD BE .52.  
 23D HOURLY AMOUNTS SHOULD BE 1 AM .61, 2 AM .23, 3 AM .09, 4 AM .06, 5 AM .10, 6 AM .08, 7 AM .03, 8 AM .09, 9 AM .04, 10 AM .09, 11 AM .05, DAILY TOTAL SHOULD BE 1.47.  
 24TH HOURLY AMOUNTS SHOULD BE 4 PM .02, 5 PM .03, DAILY TOTAL SHOULD BE .05.  
 25TH HOURLY AMOUNTS SHOULD BE 10 PM .20, 11 PM .10, MDT .42, DAILY TOTAL SHOULD BE .72.  
 26TH HOURLY AMOUNTS SHOULD BE 1 AM .25, 2 AM .20, 3 AM .06, 8 AM .02, 9 AM .10, 10 AM .15, 11 AM .09, DAILY TOTAL SHOULD BE .87.  
 27TH HOURLY AMOUNTS SHOULD BE 1 AM .04, 2 AM .02, DAILY TOTAL SHOULD BE .06.  
 28TH HOURLY AMOUNTS SHOULD BE 7 PM .04, 10 PM .06, 11 PM .01, MDT .02, DAILY TOTAL SHOULD BE .13.  
 29TH HOURLY AMOUNTS SHOULD BE 6 AM .02, 1 PM .09, 2 PM .13, 3 PM .02, 5 PM .13, 6 PM .05, 7 PM .02, DAILY TOTAL SHOULD BE .46. MONTHLY TOTAL SHOULD BE 12.50.

TEXAS

HOURLY PRECIPITATION

APRIL 1957

| Station              | A. M. Hour Ending |     |     |      |     |     |     |     |     |     |     |     | P. M. Hour Ending |   |     |     |      |     |     |     |     |     |     |      | Total |
|----------------------|-------------------|-----|-----|------|-----|-----|-----|-----|-----|-----|-----|-----|-------------------|---|-----|-----|------|-----|-----|-----|-----|-----|-----|------|-------|
|                      | 1                 | 2   | 3   | 4    | 5   | 6   | 7   | 8   | 9   | 10  | 11  | 12  | 1                 | 2 | 3   | 4   | 5    | 6   | 7   | 8   | 9   | 10  | 11  | 12   |       |
|                      | -1st-             |     |     |      |     |     |     |     |     |     |     |     |                   |   |     |     |      |     |     |     |     |     |     |      |       |
| ANNA                 | .02               | .01 | .01 |      |     |     |     |     |     |     |     |     |                   |   |     |     |      |     |     |     |     |     |     |      | .04   |
| CLARKSVILLE 2 W      | .02               | .01 | .01 | .04  |     |     |     |     |     |     |     |     |                   |   |     |     |      |     |     |     |     |     |     |      | .07   |
| COMMERCE             | .04               | .03 | .02 | .01  |     |     |     |     |     |     |     |     |                   |   |     |     |      |     |     |     |     |     |     |      | .10   |
| DALLAS WB AP         | .06               |     |     |      |     |     |     |     |     |     |     |     |                   |   |     |     |      |     |     |     |     |     |     |      | .06   |
| DELL CITY 5 S        |                   |     |     |      |     |     |     |     |     |     |     |     |                   |   |     |     |      |     |     |     |     |     |     |      |       |
| DENISON DAM          | .01               | .02 | .01 |      |     |     |     |     |     |     |     |     |                   |   |     |     |      |     |     |     |     |     |     |      | .04   |
| DEPORT               | .03               | .02 | .23 | .01  |     |     |     |     |     |     |     |     |                   |   |     |     |      |     |     |     |     |     |     |      | .27   |
| FERRIS               |                   | .01 |     |      |     |     |     |     |     |     |     |     |                   |   |     |     |      |     |     |     |     |     |     |      | .01   |
| GARZA LITTLE ELM DAM | .07               |     |     |      |     |     |     |     |     |     |     |     |                   |   |     |     |      |     |     |     |     |     |     |      | .07   |
| GILMER 2 S           | .01               | .01 | .01 |      |     |     |     |     |     |     |     |     |                   |   |     |     |      |     |     |     |     |     |     |      | .03   |
| GORDONVILLE          | .01               |     |     |      |     |     |     |     |     |     |     |     |                   |   |     |     |      |     |     |     |     |     |     |      | .01   |
| GRAPEVINE DAM        | .03               |     |     |      |     |     |     |     |     |     |     |     |                   |   |     |     |      |     |     |     |     |     |     |      | .03   |
| HONEY GROVE          | .07               | .03 | .03 | .01  |     |     |     |     |     |     |     |     |                   |   |     |     |      |     |     |     |     |     |     |      | .14   |
| JEFFERSON            | .05               |     |     |      |     |     |     |     |     |     |     |     |                   |   |     |     |      |     |     |     |     |     |     |      | .05   |
| LAKE COFFEE MILL     | .04               | .07 | .08 |      |     |     |     |     |     |     |     |     |                   |   |     |     |      |     |     |     |     |     |     |      | .19   |
| LATEX                |                   |     |     | .01  | .01 |     |     |     |     |     |     |     |                   |   |     |     |      |     |     |     |     |     |     |      | .02   |
| LAVON DAM            | .08               | .02 |     |      |     |     |     |     |     |     |     |     |                   |   |     |     |      |     |     |     |     |     |     |      | .10   |
| LINDALE              |                   |     |     |      |     |     |     |     |     |     |     |     |                   |   |     |     |      |     |     |     |     |     |     |      |       |
| LITTLE ELM 1 NNE     | .02               |     |     |      |     |     |     |     |     |     |     |     |                   |   |     |     |      |     |     |     |     |     |     |      | .02   |
| MABANK               | .06               | .04 | .01 |      | .01 |     |     |     |     |     |     |     |                   |   |     |     |      |     |     |     |     |     |     |      | .12   |
| MT PLEASANT          |                   |     |     | .01  | .01 |     |     |     |     |     |     |     |                   |   |     |     |      |     |     |     |     |     |     |      | .06   |
| PALESTINE            | .06               | .01 |     |      |     |     |     |     |     |     |     |     |                   |   |     |     |      |     |     |     |     |     |     |      | .07   |
| PITTSBURG 4 S        |                   |     | .01 |      |     |     |     |     |     |     |     |     |                   |   |     |     |      |     |     |     |     |     |     |      | .01   |
| SIMMS 2 NNW          | *                 | *   | *   | *    | .09 |     |     |     |     |     |     |     |                   |   |     |     |      |     |     |     |     |     |     |      | .09   |
| STERLING CITY 6 NE   |                   |     |     |      |     |     |     |     |     |     |     |     |                   |   |     |     |      |     |     |     |     |     |     |      |       |
| SULPHUR SPRINGS      | .02               | .04 | .01 | .02  |     |     |     |     |     |     |     |     |                   |   |     |     |      |     |     |     |     |     |     |      | .09   |
| TATUM                | .05               | .01 |     |      |     |     |     |     |     |     |     |     |                   |   |     |     |      |     |     |     |     |     |     |      | .06   |
| TEXARKANA DAM        | .10               | .40 | .60 |      |     |     |     |     |     |     |     |     |                   |   |     |     |      |     |     |     |     |     |     |      | 1.10  |
|                      | -2d-              |     |     |      |     |     |     |     |     |     |     |     |                   |   |     |     |      |     |     |     |     |     |     |      |       |
| ABILENE WB AP        |                   |     |     |      |     |     |     |     |     |     |     |     |                   |   |     |     |      |     |     |     |     |     |     |      | .14   |
| ANNA                 |                   |     |     |      |     |     |     |     |     |     |     |     |                   |   |     |     |      |     |     |     |     |     |     |      | .14   |
| BONITA               |                   |     |     |      |     |     |     |     |     |     |     |     |                   |   |     |     | .06  | .05 |     |     |     |     |     |      | .11   |
| CRANFILLS GAP        |                   |     |     |      |     |     |     |     |     |     |     |     |                   |   |     | .03 | .30  | .01 |     |     |     |     |     |      | .34   |
| DALLAS WB AP         |                   |     |     |      |     |     |     |     |     |     |     |     |                   |   |     |     | .05  |     |     |     |     |     |     |      | .05   |
| DENISON DAM          |                   |     |     |      |     |     |     |     |     |     |     |     |                   |   |     |     | .40  |     |     |     |     |     |     |      | .40   |
| DENTON EXP STATION   |                   |     |     |      |     |     |     |     |     |     |     |     |                   |   |     |     | .20  | .15 |     |     |     |     |     |      | .35   |
| EL PASO WB AP        |                   |     |     |      |     |     |     |     |     |     |     |     |                   |   |     |     |      |     |     |     |     |     |     |      | .01   |
| FORT WORTH WB AP     |                   |     |     |      |     |     | .04 | .01 | .01 | .01 | .01 | .01 |                   |   |     |     |      |     |     |     |     |     |     |      | .09   |
| GARZA LITTLE ELM DAM |                   |     |     |      |     |     |     |     |     |     |     |     |                   |   |     |     | .01  | .02 | .01 |     |     |     |     |      | .04   |
| GORDONVILLE          |                   |     |     |      |     |     |     |     |     |     |     |     |                   |   |     |     | *    | .05 |     |     |     |     |     |      | .05   |
| GRAPEVINE DAM        |                   |     |     |      |     |     |     |     |     |     |     |     |                   |   |     | .05 | .08  |     | .20 |     |     |     |     |      | .20   |
| HONEY GROVE          |                   |     |     |      |     |     |     |     |     |     |     |     |                   |   |     |     | .02  | .30 |     |     |     |     |     |      | .30   |
| JACKSBORO            |                   |     |     |      |     |     |     |     |     |     |     |     |                   |   |     |     | .02  | .01 |     |     |     |     |     |      | .02   |
| JAYTON               |                   |     |     |      |     |     |     |     |     |     |     |     |                   |   |     |     | .02  | .01 |     |     |     |     |     |      | .03   |
| JUSTIN 4 S           |                   |     |     |      |     |     |     |     |     |     |     |     |                   |   |     |     | .02  | .01 | .03 | .02 |     |     |     |      | .11   |
| LAKE BRIDGEPORT DAM  |                   |     |     |      |     |     |     |     |     |     |     |     |                   |   |     | .37 | .05  |     |     |     |     |     |     |      | .45   |
| LITTLE ELM 1 NNE     |                   |     |     |      |     |     |     |     |     |     |     |     |                   |   |     |     | .03  |     |     |     |     |     |     |      | .03   |
| LORAINNE             |                   |     |     |      |     |     |     |     |     |     |     |     |                   |   |     |     |      |     |     |     |     | .23 | .04 |      | .27   |
| MC LEAN              |                   |     |     |      |     |     |     |     |     |     |     |     |                   |   |     |     |      | .14 |     |     |     |     |     |      | .14   |
| O DONNELL            |                   |     |     |      |     |     |     |     |     |     |     |     |                   |   |     |     |      |     |     |     |     | .02 | .01 |      | .03   |
| PLAINS               |                   |     |     |      |     |     |     |     |     |     |     |     |                   |   |     |     |      |     |     |     |     | .01 | .07 |      | .08   |
| RENO                 |                   |     |     |      |     |     |     |     |     |     |     |     |                   |   |     | *   | *    | *   | *   | *   |     |     |     |      | *     |
| SPUR 1 NNW           |                   |     |     |      |     |     |     |     |     |     |     |     |                   |   |     |     |      |     |     |     |     | .04 | .04 | .03  | .11   |
| STAMFORD 2           |                   |     |     |      |     |     |     |     |     |     |     |     |                   |   |     |     |      |     | .02 | .06 |     |     | .01 | .20  | .29   |
| WATER VALLEY         |                   |     |     |      |     |     |     |     |     |     |     |     |                   |   |     |     |      |     |     |     |     | .13 | .15 |      | .28   |
| WHITNEY DAM          |                   |     |     |      |     |     |     |     |     |     |     |     |                   |   |     | .11 |      |     |     |     |     |     |     |      | .11   |
| WOLF CREEK DAM       |                   |     |     |      |     |     |     |     |     |     |     |     |                   |   |     |     |      |     |     | .01 | .01 | .04 | .01 | .02  | .09   |
|                      | -3d-              |     |     |      |     |     |     |     |     |     |     |     |                   |   |     |     |      |     |     |     |     |     |     |      |       |
| ABILENE WB AP        |                   | .07 | .10 | .12  |     |     |     |     |     |     |     |     |                   |   |     |     |      |     |     |     |     |     |     |      | .29   |
| ALVORD 5 NE          |                   |     | .44 |      | .10 | .04 |     |     |     | .02 | .04 | .02 |                   |   |     |     |      |     |     |     |     |     |     |      | .66   |
| AMARILLO WB AP       |                   | .05 | .02 | .04  | .04 | .35 | .01 | .01 |     | .02 | .04 | .02 |                   |   |     |     |      |     |     |     |     |     |     |      | .17   |
| ANNA                 |                   |     |     |      |     |     | .05 |     |     |     |     | .02 |                   |   |     | .01 |      |     |     |     |     |     |     |      | .44   |
| AUSTIN WB AP         |                   |     |     |      |     |     |     |     | .09 | .01 |     |     |                   |   |     |     |      |     |     |     |     |     |     |      | .10   |
| BAYTOWN 1 N          |                   |     |     |      |     |     |     |     |     |     |     |     |                   |   |     | .02 | .28  | .80 |     |     |     |     |     |      | 1.10  |
| BELTON DAM           |                   |     |     |      |     |     |     | .16 | .07 | .03 | .08 | .01 |                   |   |     |     |      |     |     |     |     |     |     |      | .35   |
| BENBROOK DAM         |                   |     |     | .02  | .42 | .01 | .01 | .01 | .01 |     |     |     |                   |   |     |     |      |     |     |     |     |     |     |      | .44   |
| BON WIER             |                   |     |     |      |     |     | .03 | .01 | .01 |     |     |     |                   |   |     | .01 | .02  | .01 | .10 | .19 | .03 | .08 | .05 |      | .53   |
| BONITA               |                   |     |     |      | .13 | .04 | .01 | .01 | .01 | .01 | .08 | .04 |                   |   |     | .01 |      |     |     |     |     |     |     |      | .52   |
| BRADY                | .07               | .06 |     |      |     |     | .05 |     |     |     |     |     |                   |   |     |     |      |     |     |     |     |     |     |      | .18   |
| BRIGGS 2 NNW         |                   |     |     |      | .08 | .02 | .05 | .01 | .13 | .02 | .05 | .05 | .05               |   |     |     |      |     |     |     |     |     |     |      | .26   |
| BRITTON              |                   |     |     |      | .03 |     |     |     |     | .01 | .01 |     |                   |   |     |     |      |     |     |     |     |     |     |      | .18   |
| BUCHANAN DAM         |                   |     |     |      |     |     |     |     | .01 | .01 |     |     |                   |   |     |     |      |     |     |     |     |     |     |      | .02   |
| CHANNING             | *                 | *   | *   | *    | *   | *   | *   | *   | *   | *   | *   | *   | *                 | * |     | .15 |      |     |     |     |     |     |     |      | .15   |
| CHEROKEE             |                   |     |     |      | .21 |     |     |     |     |     |     |     |                   |   |     |     |      |     |     |     |     |     |     |      | .21   |
| CHILDRESS            |                   |     |     |      | .10 |     |     |     |     |     |     |     |                   |   |     |     |      |     |     |     |     |     |     |      | .26   |
| CLARKSVILLE 2 W      | .01               | .12 | .03 |      |     |     | *   | *   | .52 | .28 | .28 | .06 | .02               |   | .11 | .02 | .01  |     |     |     |     |     |     | 1.30 |       |
| COMMERCE             |                   |     |     |      | *   | *   | *   | *   | *   | *   | *   | *   | *                 | * | *   | *   | 1.05 |     |     |     |     |     |     |      | 1.05  |
| CONROE               |                   |     |     |      |     |     |     |     |     |     | .01 | .02 |                   |   |     | .07 |      |     |     |     |     |     |     |      | .10   |
| CORVELL CITY         |                   |     |     |      |     | .07 |     |     |     | .05 | .07 | .07 |                   |   |     | .84 | .10  |     |     |     |     |     |     | .19  |       |
| CRABB 2 W            |                   |     |     |      |     |     |     |     |     |     |     |     |                   |   |     |     |      |     |     |     |     |     |     |      | 1.01  |
| CRANFILLS GAP        | .01               | .02 |     | .05  | .04 |     |     |     |     |     |     |     |                   |   |     |     |      |     |     |     |     |     |     |      | .12   |
| CRESSON              |                   |     |     | 1.05 | .30 |     |     |     |     |     |     | .04 |                   |   |     |     |      |     |     |     |     |     |     |      | 1.39  |
| CROSS PLAINS NO 2    |                   |     | .35 | .10  | .01 |     |     | .02 | .07 |     |     |     |                   |   |     |     |      |     |     |     |     |     |     |      | .55   |
| DALLAS WB AP         |                   |     |     | .05  | .05 | .17 |     |     |     |     |     | .11 | .03               |   | .02 |     |      |     |     |     |     |     |     |      | .33   |
| DANSON               |                   |     |     | .03  | .05 | .05 |     |     |     |     |     |     |                   |   |     |     |      |     |     |     |     |     |     |      | .10   |
| DENISON DAM          |                   |     |     | .05  | .66 | .22 | .01 | .01 |     |     |     |     |                   |   |     |     |      |     |     |     |     |     |     |      | .95   |
| DENTON EXP STATION   |                   |     |     | .03  | .33 | .31 |     |     |     |     |     |     |                   |   |     | .09 |      |     |     |     |     |     |     |      | .76   |
| DEPORT               |                   |     |     |      |     |     | .60 | .31 | .29 | .07 | *   |     |                   |   | .23 | .06 | .02  | .02 |     |     |     | .02 |     |      | 1.62  |
| EDEN 2               | *                 | .47 | .10 | .05  |     |     |     |     |     |     |     |     |                   |   |     |     |      |     |     |     |     |     |     |      | .62   |
| ELDORADO 3 SSW       |                   | *   | *   | .20  | .02 | .05 |     |     |     | .01 | .11 |     |                   |   |     |     |      |     |     |     |     |     |     |      | .20   |
| ELECTRA              |                   |     |     | .12  |     |     |     |     |     |     |     |     |                   |   |     |     |      |     |     |     |     |     |     |      | .19   |
| EVANT                |                   |     |     |      |     |     |     |     |     |     |     |     |                   |   |     |     |      |     |     |     |     |     |     |      | .12   |
| FERRIS               |                   |     |     |      | .72 | .01 | .02 | .01 | .03 | .02 | .02 | .02 |                   |   |     |     |      |     |     |     |     |     |     |      | .80   |
| FLAT                 |                   |     |     | .04  | .01 | .02 | .02 | .01 | .02 | .42 |     |     |                   |   |     |     |      |     |     |     |     |     |     |      |       |





















# HOURLY PRECIPITATION

TEXAS  
APRIL 1957

| Station                | A. M. Hour Ending |     |      |     |     |      |     |      |     |      |     |     | P. M. Hour Ending |     |     |     |     |     |     |     |     |     |     |      | Total |  |  |
|------------------------|-------------------|-----|------|-----|-----|------|-----|------|-----|------|-----|-----|-------------------|-----|-----|-----|-----|-----|-----|-----|-----|-----|-----|------|-------|--|--|
|                        | 1                 | 2   | 3    | 4   | 5   | 6    | 7   | 8    | 9   | 10   | 11  | 12  | 1                 | 2   | 3   | 4   | 5   | 6   | 7   | 8   | 9   | 10  | 11  | 12   |       |  |  |
| STAMFORD 2             |                   |     |      |     |     |      |     |      |     |      |     |     |                   |     |     |     |     |     |     |     | .26 | .15 | .11 |      | .52   |  |  |
| STEPHENVILLE 6 W       |                   |     |      |     |     |      |     |      |     |      |     |     |                   |     |     |     |     |     |     |     |     |     |     | .25  | .25   |  |  |
| SULPHUR SPRINGS        |                   |     |      |     |     |      |     | .11  | .01 | .01  |     | .01 | .06               |     |     |     |     |     |     |     |     |     |     | .21  |       |  |  |
| SUNRAY                 | *                 | *   | *    | *   | *   | *    | *   | *    | *   | 1.20 |     |     |                   |     |     |     |     |     |     |     |     |     |     | .22  |       |  |  |
| TARPLEY 1 E            | .80               | .03 | .02  |     |     |      |     |      |     |      |     |     |                   |     |     |     |     |     |     |     | .02 | .01 |     | .85  |       |  |  |
| TATUM                  |                   |     |      |     |     |      |     |      |     |      |     |     |                   | .01 | .01 | .01 | .01 |     |     |     |     |     |     | .17  |       |  |  |
| TEMPLE SCS             |                   |     |      | .14 | .26 | .19  |     |      |     | .04  | .08 | .01 |                   |     |     |     |     |     |     |     |     |     |     | .59  |       |  |  |
| TRUSCOTT               |                   |     |      |     |     |      |     |      |     |      |     |     |                   |     |     |     |     |     |     | .27 | .02 |     |     | .29  |       |  |  |
| WACO WB AP             |                   |     |      | .01 | .05 | .36  |     | .05  |     |      |     |     |                   |     |     |     |     |     |     |     |     |     |     | .47  |       |  |  |
| WASHINGTON STATE PARK  |                   |     |      |     |     |      |     | .56  | .13 |      |     |     |                   |     |     |     |     |     |     |     |     |     |     | .69  |       |  |  |
| WATER VALLEY           |                   |     |      |     |     |      |     |      |     |      |     |     |                   |     |     |     |     |     |     |     | .01 | .59 | .12 | .02  | .74   |  |  |
| WAYSIDE                | .04               | .05 | .03  | .03 |     |      |     |      |     |      |     |     |                   |     | .15 | .05 |     | .04 |     |     |     |     |     | .39  |       |  |  |
| WEATHERFORD            |                   |     |      |     |     |      |     |      |     |      |     |     |                   |     |     |     |     |     |     |     |     |     |     | .09  |       |  |  |
| WELLINGTON             |                   |     |      |     |     |      |     |      |     |      |     |     |                   |     |     |     | .88 | .02 |     |     |     |     |     | .90  |       |  |  |
| WHEELOCK 3 SSE         |                   |     |      |     | .10 | .22  | .10 | .03  |     |      |     |     |                   |     |     |     |     |     |     |     |     |     |     | .45  |       |  |  |
| WHITNEY DAM            |                   |     |      |     | .05 | .08  | .07 |      |     |      |     |     |                   |     |     |     |     |     |     |     |     |     |     | .20  |       |  |  |
| WICHITA FALLS WB AP    |                   |     |      |     |     |      |     |      |     |      |     |     |                   |     |     |     |     |     |     |     |     | .51 | .15 | .24  | .90   |  |  |
| WINCHELL               |                   |     |      |     |     |      |     |      |     |      |     |     |                   |     |     |     |     |     |     |     |     | *   | *   | *    | *     |  |  |
| WOLF CREEK DAM         | //                |     | .10  | .01 | .19 |      |     |      | .02 |      |     |     |                   |     |     | .69 | .04 | .04 |     |     |     | .28 | .07 | .13  | 1.09  |  |  |
| WOODSON 4 NE           |                   |     |      |     |     |      |     |      |     |      |     |     |                   |     |     |     |     |     |     |     |     |     |     | .48  |       |  |  |
| -23d-                  |                   |     |      |     |     |      |     |      |     |      |     |     |                   |     |     |     |     |     |     |     |     |     |     |      |       |  |  |
| ABILENE WB AP          | //                | .05 | .03  |     |     |      |     |      |     |      |     |     |                   |     |     |     |     |     |     |     |     |     |     |      | .08   |  |  |
| ALVORD 5 NE            |                   | .01 |      |     | .07 | .17  | .23 | .06  | .04 |      |     |     |                   |     |     |     |     |     |     |     |     |     |     |      | .61   |  |  |
| ANNA                   |                   | .01 | .39  | .15 | .05 | .10  | .14 | .21  | .30 | .25  | .16 | .01 |                   |     |     |     |     |     | .78 | .16 | .04 |     |     |      | 1.77  |  |  |
| AUSTIN WB AP           |                   |     |      |     |     |      |     |      |     | .06  |     |     |                   |     |     |     |     |     |     |     |     |     |     |      | 1.05  |  |  |
| BANKERSMITH            |                   |     |      |     |     |      |     | .20  | .17 |      |     |     |                   |     |     |     |     |     |     |     |     |     |     | .38  |       |  |  |
| BAYTOWN 1 N            |                   |     |      |     |     |      |     |      |     |      |     |     |                   |     |     |     | .04 | .02 | .01 |     |     |     |     |      | .07   |  |  |
| BELTON DAM             |                   |     |      |     |     |      |     |      |     |      |     |     |                   |     |     |     |     |     |     |     |     |     |     |      | 2.69  |  |  |
| BENBROOK DAM           | .55               | .65 | .18  | .22 | .09 | .18  | .63 | .84  | .96 | .13  | .03 |     |                   | .01 |     |     |     |     |     |     |     |     |     | 2.29 |       |  |  |
| BONITA                 | .02               | .01 | .04  | .07 | .18 | .18  | .20 | .21  | .01 |      |     |     |                   |     |     |     |     |     |     |     |     |     |     | .50  |       |  |  |
| BRADY                  | .10               | .88 | .14  | .23 | .03 |      |     |      |     |      |     |     |                   |     |     |     |     |     |     |     |     |     |     | 1.38 |       |  |  |
| BRIGGS 2 NNW           |                   |     |      |     | .25 | .44  | .91 | .90  | .30 | .02  |     |     |                   |     |     |     |     |     |     |     |     |     |     | 2.82 |       |  |  |
| BRITTON                | .01               | .25 | .50  | .20 | .34 | .10  | .17 | .19  | .22 | .18  | .02 | .01 |                   | .02 | .01 |     |     |     |     |     |     |     |     | 2.22 |       |  |  |
| BUCHANAN DAM           |                   |     |      |     |     |      |     |      |     |      |     |     |                   |     |     |     |     |     |     |     |     |     |     |      | 1.05  |  |  |
| CHEROKEE               |                   |     |      | .10 | .66 | .12  | .03 |      |     |      |     |     |                   |     |     |     |     |     |     |     |     |     |     | 1.48 |       |  |  |
| CLARKSVILLE 2 W        |                   |     |      | .01 | .09 | .11  | .23 | .14  | .06 | .17  | .12 | .13 |                   | .08 | .09 | .08 |     |     |     |     | .10 | .07 |     | 1.58 |       |  |  |
| COMMERCE               |                   |     |      | .20 | .07 | .09  | .10 | .14  | .16 | .14  | .18 | .25 | .25               |     |     |     |     |     |     |     |     |     |     | 2.62 |       |  |  |
| CORVELL CITY           |                   |     |      | .10 | .27 | 1.08 | .46 | .32  | .18 | .13  | .08 |     |                   |     |     |     |     |     |     |     |     |     |     | 1.98 |       |  |  |
| CRANFILLS GAP          |                   | .16 | .14  | .70 | .53 | .15  | .18 | .07  | .05 |      |     |     |                   |     |     |     |     |     |     |     |     |     |     | 1.67 |       |  |  |
| CRUSSON                | .22               | .24 | .26  | .25 | .13 | .14  | .23 | .19  | .01 |      |     |     |                   |     |     |     |     |     |     |     |     |     |     | .56  |       |  |  |
| CROSS PLAINS NO 2      | .21               | .14 | .12  | .04 |     |      | .03 | .02  |     |      |     |     |                   |     |     |     |     |     |     |     |     |     |     | 2.05 |       |  |  |
| DALLAS WB AP           | .45               | .41 | .09  | .15 | .13 | .14  | .25 | .30  | .12 | .01  |     |     |                   |     |     |     |     |     |     |     |     |     |     | 2.92 |       |  |  |
| DAMSON                 |                   |     |      |     | .40 | .70  | .72 | .28  | .39 | .14  | .21 | .08 |                   |     |     |     |     |     |     |     |     |     |     | 1.59 |       |  |  |
| DENISON DAM            | .14               | .28 | .02  | .08 | .12 | .18  | .20 | .20  | .29 | .08  |     |     |                   |     |     |     |     |     |     |     |     |     |     | 2.15 |       |  |  |
| DENTON EXP STATION     | 1.10              | .06 | .11  | .07 | .07 | .19  | .26 | .15  | .12 |      |     |     |                   |     |     |     |     |     |     |     |     |     |     | 1.79 |       |  |  |
| DEPORT                 |                   |     |      |     | .14 | .11  | .23 | .14  | .26 | .14  | .09 | .11 |                   | .23 | .20 | .05 |     | .04 |     | .02 | .03 |     |     | 1.05 |       |  |  |
| EDEN 2                 | *                 | *   | *    | *   |     |      |     |      |     |      |     |     |                   |     |     |     |     |     |     |     |     |     |     | .60  |       |  |  |
| ELDORADO 3 SSW         | .51               | .04 | .05  | .44 | .48 | .24  | .37 | .04  | .05 |      |     |     |                   | .02 | .03 | .01 |     |     |     |     |     |     |     | 1.92 |       |  |  |
| EVANT                  | .06               | .24 | .27  | .23 | .45 | .10  | .15 | .13  | .17 | .25  | .25 |     |                   |     |     |     |     |     |     |     |     |     |     | 2.06 |       |  |  |
| FERRIS                 |                   |     |      |     | .73 | .69  | .19 | .47  | .10 | .10  |     |     |                   |     |     |     |     |     |     |     |     |     |     | 2.28 |       |  |  |
| FLAT                   |                   |     |      |     |     |      |     |      |     |      |     |     |                   |     |     |     |     |     |     |     |     |     |     | 1.88 |       |  |  |
| FORT WORTH WB AP       | .16               | .34 | .29  | .13 | .20 | .11  | .20 | .21  | .23 | .01  |     |     |                   |     |     |     |     |     |     |     |     |     |     | 1.64 |       |  |  |
| FORT WORTH MEACHAM FLD | .38               | .19 | .17  | .12 | .18 | .18  | .19 | .20  | .03 |      |     |     |                   |     |     |     |     |     |     |     |     |     |     | .81  |       |  |  |
| FREDERICKSBURG         |                   |     |      |     |     |      | .01 | .35  | .45 |      |     |     |                   |     |     |     |     |     |     |     |     |     |     | 1.38 |       |  |  |
| GAINESVILLE            | .59               | .02 | .06  | .07 | .10 | .20  | .20 | .11  | .03 |      |     |     |                   |     |     |     |     |     |     |     |     |     |     | 2.41 |       |  |  |
| GARZA LITTLE ELM DAM   | 1.02              | .38 | .09  | .04 | .11 | .12  | .23 | .25  | .17 |      |     |     |                   |     |     |     |     |     |     |     |     |     |     | 2.41 |       |  |  |
| GILMER 2 S             |                   |     |      |     |     |      | .16 | .11  | .39 | .66  | .05 | .11 | .09               | .31 | .27 | .18 | .05 | .02 | .01 |     |     |     |     | 1.80 |       |  |  |
| GORDONVILLE            | .83               | .04 | .04  | .12 | .10 | .17  | .25 | .18  | .07 |      |     |     |                   |     |     |     |     |     |     |     |     |     |     | 1.01 |       |  |  |
| GORMAN                 | .40               | .14 | .15  | .21 | .07 | .01  | .03 |      |     |      |     |     |                   |     |     |     |     |     |     |     |     |     |     | 2.49 |       |  |  |
| GRAPEVINE DAM          | 1.05              | .21 | .23  | .04 | .14 | .13  | .25 | .27  | .17 |      |     |     |                   |     |     |     |     |     |     |     |     |     |     | .25  |       |  |  |
| HALL RANCH             |                   | .01 | .02  | .05 | .03 | .14  |     |      |     |      |     |     |                   |     |     |     |     |     |     |     |     |     |     | 1.72 |       |  |  |
| HONEY GROVE            |                   | .33 | .30  | .05 | .05 | .10  | .17 | .18  | .19 | .20  | *   |     | .15               |     |     |     |     |     |     |     |     |     |     | .61  |       |  |  |
| HORDS CREEK DAM        | .39               | .13 | .05  | .01 |     |      |     |      | .02 | .01  |     |     |                   |     |     |     |     |     |     |     |     |     |     | 1.06 |       |  |  |
| INDIAN GAP             | .01               | .06 | .12  | .84 | .39 | .11  | .13 |      |     |      |     |     |                   |     |     |     |     |     |     |     |     |     |     | .47  |       |  |  |
| JACKSBORO              | .03               | .06 | .09  | .12 | .16 | .01  |     |      |     |      |     |     |                   |     |     |     |     |     |     |     |     |     |     | 1.52 |       |  |  |
| JEFFERSON              |                   |     |      |     |     |      |     | .27  | .16 | .04  | .04 |     |                   | .58 | .17 | .13 | .07 | .04 | .02 |     |     |     |     | 4.19 |       |  |  |
| JEWETT                 |                   |     |      |     |     |      | .20 | 1.54 | .26 | .88  |     |     |                   | .17 | .17 | .23 | .43 | .06 | .05 | .01 | .01 | .15 | .01 | .01  | .98   |  |  |
| JUNCTION               |                   |     | .71  | .05 | .22 |      |     |      |     |      |     |     |                   |     |     |     |     |     |     |     |     |     |     | 1.52 |       |  |  |
| JUSTIN 4 S             | .33               | .17 | .05  | .08 | .14 | .20  | .30 | .16  | .08 | .01  |     |     |                   |     |     |     |     |     |     |     |     |     |     | 2.30 |       |  |  |
| KOPPEL                 |                   | .50 | .30  | .40 | .38 | .13  | .23 | .18  | .13 | .05  |     |     |                   |     |     |     |     |     |     |     |     |     |     | .06  |       |  |  |
| KOUNTZE                |                   |     |      |     |     |      |     |      |     |      |     |     |                   |     |     |     | .06 |     |     |     |     |     |     | .59  |       |  |  |
| LAKE BRIDGEPORT DAM    | .08               | .02 | .04  | .09 | .28 | .07  | .01 |      |     |      |     |     |                   |     |     |     |     |     |     |     |     |     |     | 1.43 |       |  |  |
| LAKE COFFEE MILL       |                   | .25 | .16  | .04 | .01 | .09  | .15 | .10  | .14 | .21  | .22 | .05 |                   | .10 | .01 | .09 | .08 | .03 | .06 | .07 | .01 | .05 | .03 | .10  | 1.02  |  |  |
| LATEX                  |                   |     | .25  | .35 | .06 | .14  | .12 | .13  | .15 | .28  | .27 | .30 | .01               |     |     |     |     |     |     |     |     |     |     | 2.06 |       |  |  |
| LAVON DAM              |                   |     |      |     | .02 | .01  | .14 |      |     |      |     |     |                   |     |     |     |     |     |     |     |     |     |     | .17  |       |  |  |
| LEAKEY                 |                   |     |      |     |     |      |     |      |     |      |     |     |                   | .59 | .33 | .03 | .02 |     |     |     |     |     |     | 1.09 |       |  |  |
| LEXINGTON              |                   |     |      |     |     |      |     |      |     |      |     |     |                   |     |     |     |     |     |     |     |     |     |     | 1.61 |       |  |  |
| LITTLE ELM 1 NNE       | .33               | .25 | .05  | .04 | .10 | .11  | .21 | .28  | .24 |      |     |     |                   |     |     |     |     |     |     |     |     |     |     | .04  |       |  |  |
| LOMA ALTA              | .01               | .01 | .02  |     |     |      |     |      |     |      |     |     |                   |     |     |     |     |     |     |     |     |     |     | 1.44 |       |  |  |
| LONDON                 |                   | .13 | 1.05 | .06 | .20 |      |     |      |     |      |     |     |                   |     |     |     |     |     |     |     |     |     |     | 1.17 |       |  |  |
| LOVELADY               |                   |     |      |     |     |      |     |      |     |      |     |     |                   | .08 | .02 | .08 | .55 | .14 | .02 | .05 | .29 | .04 |     | .10  |       |  |  |
| LULING 1 SE            |                   |     |      |     | .01 | .13  | .45 | .35  | .22 | .36  | .34 | .42 | .23               | .15 | .13 |     |     |     |     |     |     |     |     | 2.79 |       |  |  |
| MABANK                 |                   |     |      |     | .50 | .97  | .15 | .08  | .20 | .17  | .25 | .13 |                   | .03 |     |     |     |     |     |     |     |     |     | 2.71 |       |  |  |
| MAYPEARL               |                   |     | .23  | .09 | .26 | .08  |     |      |     |      |     |     |                   |     |     |     |     |     |     |     |     |     |     | .05  |       |  |  |
| MINERAL WELLS          | .05               | .11 | .08  | .09 | .26 | .08  |     |      |     |      |     |     |                   |     |     |     |     |     |     |     |     |     |     | 2.15 |       |  |  |
| MOLINE                 | .03               | .05 | .27  | .85 | .50 | .36  | .06 | .03  |     |      |     |     |                   |     |     |     |     |     |     |     |     |     |     | 1.07 |       |  |  |
| MT PLEASANT            |                   |     |      |     |     | .03  | .10 | .12  | .06 | .09  | .13 | .10 |                   | .22 | .15 | .07 |     |     |     |     |     |     |     | .20  |       |  |  |
| NACOGDOCHES 2 ENE      |                   |     |      |     |     |      |     |      |     |      |     |     |                   |     | .01 | .04 | .06 | .03 | .02 | .01 | .01 | .01 | .01 | .01  | .13   |  |  |
| OZONA 8 WSW            | .10               |     | .03  |     |     |      |     | .01  | .01 | .03  | .05 | .80 |                   | .75 | .08 | .10 | .05 | .03 | .26 | .04 | .02 | *   | *   | *    | .20   |  |  |
| PALESTINE              |                   |     |      |     |     |      | .11 | .29  | .91 | .05  | .07 | .09 |                   | .21 | .1  |     |     |     |     |     |     |     |     |      |       |  |  |

# HOURLY PRECIPITATION

TEXAS  
APRIL 1957

| Station                | A. M. Hour Ending |      |     |      |     |      |     |     |     |      |      |      | P. M. Hour Ending |      |      |      |      |      |      |      |     |      |     |      | Total |     |
|------------------------|-------------------|------|-----|------|-----|------|-----|-----|-----|------|------|------|-------------------|------|------|------|------|------|------|------|-----|------|-----|------|-------|-----|
|                        | 1                 | 2    | 3   | 4    | 5   | 6    | 7   | 8   | 9   | 10   | 11   | 12   | 1                 | 2    | 3    | 4    | 5    | 6    | 7    | 8    | 9   | 10   | 11  | 12   |       |     |
| WACO WB AP             |                   |      |     | .12  | .37 | .47  | .64 | .81 | .16 | .18  | .09  |      |                   |      |      |      |      |      |      |      |     |      |     |      | 2.84  |     |
| WASHINGTON STATE PARK  |                   |      |     |      |     |      |     |     | .01 |      | .02  |      |                   |      |      |      |      |      |      |      |     |      |     |      | 1.17  |     |
| WEATHERFORD            | .17               | .10  | .15 | .06  | .17 | .22  | .23 | .02 | .03 |      |      |      |                   |      |      |      |      |      |      |      |     |      |     |      | 1.15  |     |
| WHEELOCK 3 SSE         |                   |      |     |      |     |      |     |     |     |      |      |      |                   |      |      |      |      |      |      |      |     |      |     |      | 3.12  |     |
| WHITNEY DAM            |                   |      |     | .37  | .63 | 1.10 | .43 |     |     | .22  | .10  | .18  | .20               | .95  | .10  | .93  | .34  | .20  | .31  | .04  | .09 | .01  | .11 | .04  | 3.23  |     |
| WICHITA FALLS WB AP    | .21               | .19  | .11 | .05  | .02 |      |     |     |     |      |      |      |                   |      |      |      |      |      |      |      |     |      |     |      | .58   |     |
| WINCHELL               | *                 | *    | *   | *    | *   | 1.20 |     |     |     |      |      |      |                   |      |      |      |      |      |      |      |     |      |     |      | 1.20  |     |
| WOODSON 4 NE           | .10               | .17  | .18 | .05  |     |      |     |     |     |      |      |      |                   |      |      |      |      |      |      |      |     |      |     |      | .50   |     |
| -24th-                 |                   |      |     |      |     |      |     |     |     |      |      |      |                   |      |      |      |      |      |      |      |     |      |     |      |       |     |
| ANNA                   |                   |      |     |      |     |      |     |     |     |      |      |      | .67               | .37  | .16  | .14  | .02  |      |      |      |     |      |     |      | 1.36  |     |
| AUSTIN WB AP           |                   |      |     |      |     |      |     |     |     |      |      |      | .01               | .01  |      | .13  | .88  | .12  | .01  |      |     |      |     |      | 1.16  |     |
| BANKERSMITH            |                   |      |     |      |     |      | .58 | .59 | .53 |      | .81  | 1.72 | .07               | .02  | .01  |      |      |      |      |      |     | .01  | .01 | .01  | 4.33  |     |
| BAYTOWN 1 N            |                   |      |     |      |     |      |     |     |     |      |      |      |                   |      |      |      |      |      |      |      |     |      |     |      | .03   |     |
| BELTON DAM             |                   |      |     |      |     |      |     |     |     |      |      |      | .09               |      |      |      |      |      |      |      |     |      |     |      | .21   |     |
| BENBROOK DAM           |                   |      |     |      |     |      |     |     |     |      |      |      | .44               | 1.37 | .79  | .01  |      |      |      |      |     |      |     |      | .94   |     |
| BRADY                  |                   |      |     |      |     |      | .03 | .06 | .02 | .08  | .02  | .01  | .56               | .30  | .20  | .07  |      |      |      |      |     |      |     |      | .22   |     |
| BRIGGS 2 WNW           |                   |      |     |      |     |      |     |     |     | .08  | .03  | 1.15 | 2.47              | 1.08 | .75  | .04  |      |      | .10  | .01  |     |      |     |      | 5.71  |     |
| BRITTON                |                   |      |     |      |     |      |     |     |     |      |      |      | .41               |      |      |      |      |      |      |      |     |      |     |      | 1.54  |     |
| BUCHANAN DAM           |                   |      |     |      |     |      | .02 | .30 | .23 | .12  | .40  | .23  |                   |      |      | .12  |      |      |      |      |     |      |     |      | 1.42  |     |
| CHEAPS IDE             |                   |      |     |      |     |      |     |     |     |      |      |      |                   |      |      | *    | *    | *    | *    | *    | *   |      |     |      | *     |     |
| CHEROKEE               |                   |      |     |      |     |      |     |     |     |      |      |      | .03               | .01  | .02  |      |      |      |      |      |     |      |     |      | 1.27  |     |
| CLARKSVILLE 2 W        |                   |      |     |      |     |      | .04 | .33 | .68 | .12  | .04  |      | .01               |      | .01  | .43  | .43  | .22  | .11  |      |     |      |     | 1.23 |       |     |
| COMMERCE               |                   |      |     |      |     |      |     |     |     |      |      |      | .47               |      |      | .30  | .48  | .25  | .09  | .01  |     |      | .02 | .23  | 1.61  |     |
| CONROE                 |                   |      |     |      |     |      |     |     |     |      |      |      |                   |      |      |      |      |      |      |      |     |      |     |      | .25   |     |
| CORWELL CITY           |                   |      |     |      |     |      |     |     |     | .01  | .01  | .70  | .13               | .14  | .24  | .09  | .02  |      |      |      |     |      |     |      | 1.34  |     |
| CRANFILLS GAP          |                   |      |     |      |     |      |     |     |     | .04  | .08  | .18  | .55               | .63  | .11  |      |      |      |      |      |     |      |     |      | 1.59  |     |
| CRESSON                |                   |      |     |      |     |      |     |     |     | .03  | .03  | .03  | .19               | .20  | .05  |      |      |      |      |      |     |      |     |      | .53   |     |
| DALLAS WB AP           |                   |      |     |      |     |      |     |     |     |      |      |      | .08               |      |      |      |      |      |      |      |     |      |     |      | 1.23  |     |
| DAWSON                 |                   |      |     |      |     |      |     |     |     |      |      |      | .05               | .10  | .13  | .97  | .12  |      |      |      |     |      |     |      | 1.38  |     |
| DEL RIO WB AP          |                   |      |     |      |     | .01  | .01 | .01 |     |      |      |      |                   |      |      | .10  | .20  |      |      |      |     |      |     |      | .03   |     |
| DENISON DAM            |                   |      |     |      |     |      |     |     |     |      |      |      | .04               | .26  |      | .02  |      |      |      |      |     |      |     |      | .30   |     |
| DENTON EXP STATION     |                   |      |     |      |     |      |     |     |     |      |      |      |                   |      |      | .36  | .24  | .23  | .23  | .08  |     |      |     |      | .48   |     |
| DEPORT                 |                   |      |     |      |     |      |     |     |     |      |      |      |                   |      |      |      |      |      |      |      |     |      |     |      | 1.14  |     |
| EDEN 2                 |                   |      |     |      |     |      |     |     |     | .02  | .01  |      | .02               | .01  |      |      |      |      |      |      |     |      |     |      | .05   |     |
| ELDORADO 3 SSW         |                   |      |     |      |     |      | .01 | .19 | .05 | .01  | *    | *    | *                 | *    | 1.06 |      |      |      |      |      |     |      |     |      | .26   |     |
| EVANET                 |                   |      |     |      |     |      |     |     |     |      |      |      |                   |      |      |      |      |      |      |      |     |      |     |      | 1.06  |     |
| FERRIS                 |                   |      |     |      |     |      |     |     |     |      |      |      | .20               | .08  | .80  | .72  | .02  |      |      |      |     |      |     |      | 1.87  |     |
| FLAT                   |                   |      |     |      |     |      |     |     |     | .01  | .05  | .12  | .12               | 1.23 | .53  | .07  |      |      |      |      |     |      |     |      | 2.13  |     |
| FORT WORTH WB AP       |                   |      |     |      |     |      |     |     |     |      |      |      | .28               | .20  | .11  | .01  |      |      |      |      |     |      |     |      | .77   |     |
| FORT WORTH MEACHAM FLD |                   |      |     |      |     |      |     |     |     |      |      |      | .38               | .12  | .08  |      |      |      |      |      |     |      |     |      | .60   |     |
| FREDERICKSBURG         |                   |      |     |      |     |      | .12 | .30 | .58 | 1.06 | 1.49 |      | .38               | .12  | .02  |      |      |      |      |      |     |      |     |      | 3.95  |     |
| GARZA LITTLE ELM DAM   |                   |      |     |      |     |      |     |     |     |      |      |      | .72               | .25  | .13  |      |      |      |      |      |     |      |     |      | 1.10  |     |
| GILMER 2 S             |                   |      |     |      |     |      |     |     |     | .10  | .06  |      | .38               | .20  | .11  |      |      |      |      |      |     |      |     |      | 1.57  |     |
| GORMAN                 |                   |      |     |      |     |      |     |     |     |      |      |      |                   |      |      |      |      |      |      |      |     |      |     |      | .16   |     |
| GRAPEVINE DAM          |                   |      |     |      |     |      | .03 | .48 | .32 | .02  | .04  | .07  | .05               |      |      |      |      |      |      |      |     |      |     |      | .23   |     |
| HALL RANCH             |                   |      |     |      |     |      |     |     |     |      |      |      |                   |      |      |      |      |      |      |      |     |      | .05 | .05  | .10   |     |
| HINDES                 |                   |      |     |      |     |      |     |     |     |      |      |      | .28               | .05  | .43  | .10  | .16  | .27  | .08  |      |     |      |     |      | 1.37  |     |
| HONEY GROVE            |                   |      |     |      |     |      |     |     |     | .03  | .06  | .08  | .09               | .13  | .20  | .09  |      |      |      |      |     |      |     |      | .69   |     |
| INDIAN GAP             |                   |      |     |      |     |      |     |     |     |      |      |      |                   |      |      | .02  | .04  | .98  | .39  | .17  | .13 | .06  |     |      | 1.79  |     |
| JEFFERSON              |                   |      | .01 |      |     |      | .01 | .01 | .02 | .01  |      |      | .92               | .62  | .07  | .01  |      |      |      |      |     |      |     |      | 1.68  |     |
| JEWETT                 |                   |      |     |      |     |      | .47 | .18 | .03 | .17  | .35  | .33  | .11               | .24  | .01  |      |      |      |      |      |     |      |     |      | 1.53  |     |
| JUNCTION               |                   |      |     |      |     |      |     |     |     |      |      |      | .05               | .13  | .42  |      |      |      |      |      |     |      |     |      | .50   |     |
| JUSTIN 4 S             |                   |      |     |      |     |      |     |     |     |      |      |      | 2.40              | .25  | .01  |      |      |      |      |      |     |      |     |      | 3.26  |     |
| KOPPEL                 |                   |      |     |      |     |      |     |     |     |      |      |      | .09               | .27  | .13  | .13  | .07  | .02  |      |      |     | .02  | .03 | .06  | .01   | .71 |
| KOUNTZE                | .04               | .01  | .01 |      |     |      |     |     |     |      |      |      | .04               | .14  | .18  | .16  | .16  | .05  | .01  | 1.10 | .14 | .30  | .04 | .01  | 1.88  |     |
| LAKE COFFEE MILL       | .11               | .07  |     |      |     |      |     |     |     |      |      |      | .13               |      |      | 1.19 | .98  | .22  | .91  | .95  | .01 | .01  | .01 | .01  | 4.00  |     |
| LAVON DAM              |                   |      |     |      |     |      |     |     |     |      |      |      | .20               | .19  | .18  | .04  |      |      |      |      |     |      |     |      | 4.71  |     |
| LEAKEY                 |                   |      |     | 2.69 | .81 | .06  | .26 | .02 |     | .01  | .01  | .01  |                   |      |      |      |      |      |      |      |     |      |     |      | .62   |     |
| LEXINGTON              |                   |      |     |      |     |      |     |     |     |      |      |      |                   |      |      |      |      |      |      |      |     |      |     |      | .53   |     |
| LITTLE ELM 1 NNE       |                   |      |     |      |     |      |     |     |     |      |      |      |                   |      |      |      |      |      |      |      |     |      |     |      | .50   |     |
| LOMA ALTA              |                   |      | .21 | .07  | .03 | .02  | .07 | .08 | .03 | .02  | .02  | .05  |                   |      |      |      |      |      |      |      |     | .37  | .03 |      | 1.49  |     |
| LONDON                 |                   |      |     |      |     |      | .02 | .08 | .10 | .25  |      |      |                   |      |      |      |      |      |      |      |     |      |     |      | 1.40  |     |
| LOVELADY               | .01               | .01  | .01 |      |     |      |     |     |     |      |      |      |                   |      |      |      |      |      |      |      |     |      |     |      | 1.25  |     |
| LULING 1 SE            |                   |      |     |      |     |      |     |     |     |      |      |      | *                 | .14  | *    | *    | 1.25 |      |      |      |     |      |     |      | 1.90  |     |
| MABANK                 |                   |      |     |      |     |      |     |     |     |      |      |      | .12               | .16  | 1.29 | .23  | *    | *    | 1.25 |      |     |      |     |      | 1.35  |     |
| MAYPEARL               |                   |      | .01 | .01  |     | .01  | .01 | .05 | .10 | .05  | 1.03 | .02  | .07               |      |      | .01  | .02  | .09  | .42  | .05  |     |      |     |      | .59   |     |
| MOLINE                 |                   |      |     |      |     |      |     |     |     |      |      |      |                   |      |      |      |      |      |      |      |     |      |     |      | 4.99  |     |
| MT PLEASANT            |                   |      |     |      |     |      |     |     |     |      |      |      |                   |      |      |      |      |      |      |      |     |      |     |      | 3.59  |     |
| NACOGDOCHES 2 ENE      | 1.25              | 2.07 | .38 | *    | *   | *    | *   | .09 |     |      |      |      |                   |      |      | .54  | .45  | .15  | .12  | .01  | .07 | .38  | .08 |      | .85   |     |
| PALESTINE              |                   |      |     |      |     |      |     |     |     |      |      |      |                   |      |      | .01  | .06  | .31  | .43  | .04  |     |      |     |      | .89   |     |
| PITTSBURG 4 S          |                   |      |     |      |     |      | .12 | .08 | .19 | .01  | .18  |      | .01               | .01  | .03  |      |      |      |      |      |     |      |     |      | .18   |     |
| PRAIRIE MOUNTAIN       |                   |      |     |      |     |      |     |     |     |      |      |      | .07               | .09  | .02  |      |      |      |      |      |     |      |     |      | 1.85  |     |
| RANDOLPH FIELD         |                   |      |     |      |     |      |     |     |     |      |      |      |                   |      |      | 1.19 | .64  | .02  |      |      |     |      |     |      | .89   |     |
| RENO                   |                   |      |     |      |     |      |     |     |     |      |      |      |                   |      |      |      |      |      |      |      |     |      |     |      | .18   |     |
| RIESEL                 |                   |      |     |      |     |      |     |     |     |      |      |      |                   |      |      |      |      |      |      |      |     |      |     |      | 1.14  |     |
| ROCKLAND 1 N           |                   |      |     |      | .06 | .01  | .16 | .02 | .07 | .03  | .04  |      | .01               |      |      |      |      |      |      |      |     |      |     |      | .68   |     |
| ROCKSPRINGS            |                   |      |     | .05  | .02 | .28  |     |     |     |      |      |      |                   |      |      |      |      |      |      |      |     |      |     |      | 1.89  |     |
| SAN ANTONIO WB AP      |                   |      |     |      |     |      |     |     |     |      |      |      |                   |      |      |      |      |      | .48  | 1.40 | .01 |      |     |      | 1.37  |     |
| SAN ANTONIO NURSERY    |                   |      |     |      |     |      |     |     |     |      |      |      | 1.10              | .25  | .02  |      |      |      |      |      |     |      |     |      | .15   |     |
| SHEPHERD               | .04               | .01  | .01 |      |     |      |     |     |     |      |      |      |                   |      |      |      |      |      |      |      |     |      |     | .04  | 1.04  |     |
| SIMMS 2 NNW            | .01               | .01  | .01 |      |     |      |     |     |     |      |      |      | *                 | *    | *    | *    | *    | *    | *    | *    | *   | 1.04 | .03 |      | .91   |     |
| SOMERVILLE             |                   |      |     |      |     |      |     |     |     |      |      |      |                   |      |      | .03  | .04  | .78  | .03  |      |     |      |     |      | .63   |     |
| SONORA-FIGURE 5 RANCH  |                   |      |     |      |     |      | .02 | .08 | .21 | .10  | .10  | .09  | .01               |      |      |      |      |      |      |      |     |      |     |      | .42   |     |
| STEPHENVILLE 6 W       |                   |      |     |      |     |      |     |     |     | .02  | .06  | .10  | .11               | .13  |      |      | .31  | 1.20 | .50  | .08  | .01 |      |     |      | 2.10  |     |
| SULPHUR SPRINGS        |                   |      |     |      |     |      |     |     |     |      |      |      |                   |      |      |      |      |      |      |      |     |      |     |      | 1.89  |     |
| TARLEY 1 E             |                   |      |     |      | .25 | 1.38 | .02 | .03 | .01 | .02  | .11  | .07  |                   |      |      |      |      |      | .01  | .19  | .27 | .12  | .26 | .08  | .94   |     |
| T                      |                   |      |     |      |     |      |     |     |     |      |      |      |                   |      |      |      |      |      |      |      |     |      |     |      |       |     |

# HOURLY PRECIPITATION

TEXAS  
APRIL 1957

| Station                | A. M. Hour Ending |     |     |     |     |     |      |      |     |     |      |     | P. M. Hour Ending |     |     |     |     |     |     |      |     |      |     |      | Tot<br>Inch |      |  |
|------------------------|-------------------|-----|-----|-----|-----|-----|------|------|-----|-----|------|-----|-------------------|-----|-----|-----|-----|-----|-----|------|-----|------|-----|------|-------------|------|--|
|                        | 1                 | 2   | 3   | 4   | 5   | 6   | 7    | 8    | 9   | 10  | 11   | 12  | 1                 | 2   | 3   | 4   | 5   | 6   | 7   | 8    | 9   | 10   | 11  | 12   |             |      |  |
| ELECTRA                |                   |     |     |     |     |     |      |      |     |     |      |     |                   |     |     | .03 | .37 | .11 | .04 | .03  | .02 |      |     |      | .60         |      |  |
| GAINESVILLE            |                   |     |     |     |     |     |      |      |     |     |      |     |                   |     |     |     |     |     |     |      |     | .10  | .88 | .04  | 1.02        |      |  |
| GARZA LITTLE ELM DAM   |                   |     |     |     |     |     |      |      |     |     |      |     |                   |     |     |     |     |     |     |      |     | .07  | .46 |      | .53         |      |  |
| GILMER 2 S             |                   |     |     |     | .06 |     |      |      |     |     |      |     |                   |     |     |     |     |     |     |      |     |      | .90 | .10  | 1.10        |      |  |
| GORDONVILLE            |                   |     |     |     |     |     |      |      |     |     |      |     |                   |     |     |     |     |     |     |      |     | .04  | .06 | .09  | 1.10        |      |  |
| GRAPEVINE DAM          |                   |     |     |     |     |     |      |      |     |     |      |     |                   |     |     |     |     |     |     |      |     |      |     |      | .09         |      |  |
| HONEY GROVE            |                   |     |     |     |     |     |      |      |     |     |      |     |                   |     |     |     |     |     |     |      |     |      |     |      | .04         |      |  |
| JACKSBORO              |                   |     |     |     |     |     |      |      |     |     |      |     |                   |     |     |     |     |     |     |      |     |      | .18 | .20  | 1.10        |      |  |
| JAYTON                 | //                |     |     |     |     |     |      |      |     |     |      |     |                   |     |     |     |     |     |     |      |     | .06  | .13 | .87  |             |      |  |
| JEFFERSON              |                   |     |     |     | .01 |     |      |      |     |     |      |     |                   |     |     |     |     |     |     |      |     |      |     |      | .01         |      |  |
| JEWETT                 |                   |     |     |     | .01 | .01 |      |      |     |     |      |     |                   |     |     |     |     |     |     |      |     |      |     |      | .08         |      |  |
| JUSTIN 4 S             |                   |     |     |     |     |     |      |      |     |     |      |     |                   |     |     |     |     |     |     |      |     |      |     |      | .72         |      |  |
| LAKE BRIDGEPORT DAM    |                   |     |     |     |     |     |      |      |     |     |      |     |                   |     |     |     |     |     |     |      |     | 1.78 | .50 | 1.15 | 2.43        |      |  |
| LAKE COFFEE MILL       |                   |     |     |     |     |     |      |      |     |     |      |     |                   |     |     |     |     |     |     |      |     |      |     |      | .06         |      |  |
| LAKE COLORADO CITY     |                   |     |     |     |     |     |      |      |     |     |      |     |                   |     |     |     |     |     |     |      |     |      |     |      | .06         |      |  |
| LATEX                  | .01               |     |     |     |     | .01 |      |      |     |     |      |     |                   |     |     | .36 | .04 | .19 | .04 | .17  |     |      |     |      | .80         |      |  |
| LEAKEY                 |                   |     |     |     |     |     |      |      |     |     |      |     |                   |     |     |     |     |     |     |      |     | .02  | .11 | .01  | .03         |      |  |
| LEXINGTON              |                   |     |     |     |     |     |      |      |     |     |      |     |                   |     |     |     |     |     |     |      |     |      |     |      | .15         |      |  |
| LITTLE ELM 1 NNE       |                   |     |     |     |     |     |      |      |     |     |      |     |                   |     |     |     |     |     |     |      |     |      |     |      | .01         |      |  |
| LORAIN                 |                   |     |     |     |     |     |      |      |     |     |      |     |                   |     |     |     |     |     |     |      |     |      |     |      | .63         |      |  |
| LOVELADY               | .02               |     |     |     | .01 | .01 | .01  |      | .02 |     |      |     |                   |     |     | .15 | .14 | .36 | .52 | .03  |     |      |     |      | 1.20        |      |  |
| MINERAL WELLS          |                   |     |     |     |     |     |      |      |     |     |      |     |                   |     |     |     |     |     |     |      |     |      |     |      | .07         |      |  |
| NACOGDOCHES 2 ENE      | .01               | .01 | .02 |     |     |     |      |      |     |     |      |     |                   |     |     |     |     |     |     |      |     |      | .90 | .10  | 1.08        |      |  |
| O DONNELL              | //                |     |     |     |     |     |      |      |     |     |      |     |                   |     |     |     |     |     |     |      |     |      |     |      | .04         |      |  |
| PITTSBURG 4 S          |                   |     |     |     |     | .02 |      |      |     | .02 | .02  | .01 |                   |     |     | .37 | .08 |     | .01 | .05  |     |      |     |      | .45         |      |  |
| RANDOLPH FIELD         |                   |     |     |     |     |     |      |      |     | .02 | .01  |     |                   |     |     |     |     |     |     |      |     |      |     |      | .13         |      |  |
| RED SPRINGS            |                   |     |     |     |     |     |      |      |     |     |      |     |                   |     |     | .06 | .02 | .54 | .10 | .04  | .01 |      | .04 | .01  | .03         |      |  |
| RENO                   |                   |     |     |     |     |     |      |      |     |     |      |     |                   |     |     |     |     |     |     |      |     |      |     |      | .02         |      |  |
| ROCKLAND 1 N           | .44               |     |     |     |     |     |      |      |     |     |      |     |                   |     |     |     |     |     |     |      |     |      | .38 | .01  | .39         |      |  |
| SAN ANTONIO WB AP      |                   |     |     |     |     |     | .02  |      |     |     |      |     |                   |     |     |     |     |     |     |      |     |      |     |      | .44         |      |  |
| SAN ANTONIO NURSERY    |                   |     |     |     |     | .01 | .01  |      |     |     |      |     |                   |     |     |     |     |     |     |      |     |      |     |      | .02         |      |  |
| SHEPHERD               | .01               |     | .01 |     |     |     |      |      |     |     |      |     |                   |     |     |     |     |     |     |      |     |      |     |      | .02         |      |  |
| SOMERVILLE             |                   |     |     |     |     |     |      |      |     |     |      |     |                   |     |     |     |     |     |     |      |     |      |     |      | .01         |      |  |
| SPUR 1 WNW             |                   |     |     |     |     |     |      |      |     |     |      |     |                   |     |     | .06 | .06 | .06 | .01 | .01  |     |      |     |      | .20         |      |  |
| STAMFORD 2             |                   |     |     |     |     |     |      |      |     |     |      |     |                   |     |     | .10 | .05 | .10 | .17 | .09  | .06 |      |     |      | .57         |      |  |
| STEPHENVILLE 6 W       |                   |     |     |     |     |     |      |      |     |     |      |     |                   |     |     |     |     |     |     |      |     |      |     |      | .07         |      |  |
| TARPLEY 1 E            |                   |     |     |     |     |     |      |      |     |     |      |     |                   |     |     |     |     |     |     |      |     |      |     |      | .42         |      |  |
| TATUM                  |                   |     |     |     |     | .01 |      |      | .01 | .03 |      |     |                   |     |     |     |     |     |     |      |     |      |     |      | .05         |      |  |
| TRUSCOTT               |                   |     |     |     |     |     |      |      |     |     |      |     |                   |     |     |     |     |     |     |      |     |      |     |      | .51         |      |  |
| WEATHERFORD            |                   |     |     |     |     |     |      |      |     |     |      |     |                   |     |     |     |     |     |     |      |     |      |     |      | .02         |      |  |
| WICHITA FALLS WB AP    |                   |     |     |     |     |     |      |      |     |     |      |     |                   |     |     |     |     |     |     |      |     |      |     |      | 1.81        |      |  |
| WOODSON 4 NE           |                   |     |     |     |     |     |      |      |     |     |      |     |                   |     |     |     |     |     |     |      |     |      |     |      | 1.82        |      |  |
| -26th-                 |                   |     |     |     |     |     |      |      |     |     |      |     |                   |     |     |     |     |     |     |      |     |      |     |      |             |      |  |
| ABILENE WB AP          | //                |     |     |     |     |     |      |      |     |     |      |     |                   |     |     |     |     |     |     |      |     |      |     |      |             | 1.67 |  |
| ALVORD 5 NE            | .24               | .76 | .22 | .22 |     |     |      | .13  |     |     |      | .04 | .32               | .80 | .24 | .17 | .15 | .20 | .30 | .30  | .20 | .14  | .18 | .06  |             | 4.67 |  |
| ANDREWS                |                   |     |     |     |     |     |      |      |     | .01 |      | .02 | .01               | .01 |     |     |     |     |     |      |     |      |     |      |             | .05  |  |
| ANNA                   | .05               | *   | *   |     | .01 | .87 | .32  | .11  | .15 | .12 |      | .43 | .17               |     | .14 | .36 | .02 | .02 | .13 | .12  | .01 | .04  | .07 | .10  | .01         | 3.25 |  |
| ASHERTON               |                   |     |     |     |     | .27 |      |      |     |     |      |     |                   |     |     |     |     |     |     |      |     |      |     |      |             | .27  |  |
| AUSTIN WB AP           |                   |     |     |     |     |     |      |      |     |     |      |     |                   |     |     |     |     |     |     |      |     |      |     |      |             | 2.19 |  |
| BANKERSMITH            |                   |     |     |     |     | .05 |      |      |     |     |      |     |                   |     |     |     |     |     |     |      |     |      |     |      |             | .15  |  |
| BELTON DAM             |                   |     |     |     |     |     |      |      |     |     |      |     |                   |     |     |     |     |     |     |      |     |      |     |      |             | 1.45 |  |
| BENBROOK DAM           |                   |     |     |     |     |     |      |      |     |     |      |     |                   |     |     |     |     |     |     |      |     |      |     |      |             | 1.54 |  |
| BIG LAKE               |                   |     |     |     |     | .64 | .50  | .48  | .13 |     |      |     |                   |     | .02 |     |     |     |     |      |     |      |     |      |             | 4.35 |  |
| BIG SPRING FIELD STA   |                   |     |     |     |     |     |      |      |     |     |      |     |                   |     |     |     |     |     |     |      |     |      |     |      |             | .25  |  |
| BONITA                 | .15               | .11 | .05 | .02 |     |     |      | .61  | .07 | .19 | .04  | .06 | .14               |     | .02 | .11 | .24 | .24 | .21 | .18  | .07 | .10  | .03 |      | 2.64        |      |  |
| BRADY                  |                   |     |     |     |     |     |      |      |     |     |      |     |                   |     |     |     |     |     |     |      |     |      |     |      |             | 1.79 |  |
| BRIGGS 2 WNW           |                   |     |     |     |     |     |      |      |     |     |      |     |                   |     |     |     |     |     |     |      |     |      |     |      |             | 2.25 |  |
| BRITTON                |                   |     |     |     |     | .02 | .01  | .02  | .45 | *   | 1.25 |     |                   |     | .03 | .30 | .03 | .32 | .01 | 1.05 | .02 | .05  | .30 | .17  | .30         | 2.25 |  |
| BUCHANAN DAM           |                   |     |     |     |     |     |      |      |     |     |      |     |                   |     |     |     |     |     |     |      |     |      |     |      |             | 3.85 |  |
| CHEAPSIDE              | *                 | *   | *   | *   |     |     |      |      |     |     |      |     |                   |     |     |     |     |     |     |      |     |      |     |      |             | *    |  |
| CHEROKEE               |                   |     |     |     |     |     |      |      |     |     |      |     |                   |     |     |     |     |     |     |      |     |      |     |      |             | *    |  |
| CHILDRESS              |                   |     |     |     |     |     | .06  |      |     |     |      |     |                   |     |     |     |     |     |     |      |     |      |     |      |             | 2.00 |  |
| CLARKSVILLE 2 W        |                   |     |     |     |     |     |      |      |     |     |      |     |                   |     |     |     |     |     |     |      |     |      |     |      |             | .06  |  |
| COMMERCE               |                   |     |     |     |     |     | .02  | .67  | .60 | .43 | .17  | .20 | .08               |     | .01 | .01 | .13 | .14 | .05 | .04  | .10 | .14  | .03 | .09  | .01         | 1.39 |  |
| CORVELL CITY           |                   |     |     |     |     |     |      |      |     |     |      |     |                   |     |     |     |     |     |     |      |     |      |     |      |             | .07  |  |
| CRANFILLS GAP          |                   |     |     |     |     |     |      |      |     |     |      |     |                   |     |     |     |     |     |     |      |     |      |     |      |             | 3.04 |  |
| CRESSON                |                   |     |     |     |     |     |      |      |     |     |      |     |                   |     |     |     |     |     |     |      |     |      |     |      |             | 2.05 |  |
| CROSS PLAINS NO 2      |                   |     |     |     | .04 | .26 | .05  | .80  | .02 | .02 | .01  |     |                   |     |     |     |     |     |     |      |     |      |     |      |             | 1.73 |  |
| DALLAS WB AP           | //                |     |     |     |     |     |      |      |     |     |      |     |                   |     |     |     |     |     |     |      |     |      |     |      |             | 2.87 |  |
| DAWSON                 |                   |     |     |     |     | .05 | .45  | 1.98 | .71 | .16 | .03  |     |                   |     | .07 | .15 | .38 | .62 | .26 | .22  | .20 | .12  | .01 |      | 2.06        |      |  |
| DEL RIO WB AP          |                   |     |     |     |     |     |      |      |     |     |      |     |                   |     |     |     |     |     |     |      |     |      |     |      |             | 1.10 |  |
| DENISON DAM            | .08               | .05 |     |     |     | .02 |      |      |     |     |      |     |                   |     | .13 | .03 | .06 | .10 | .15 | .27  | .08 | .08  | .07 | .06  | .01         | 2.45 |  |
| DENTON EXP STATION     | .05               | .03 | .22 |     |     | .36 | .22  | .07  | .10 | .12 | .20  |     |                   | .01 | .13 | .30 | .23 | .15 | .25 | .10  | .10 | .10  | .13 | .02  | 2.67        |      |  |
| DEPORT                 |                   |     |     |     |     | .90 | .02  |      |     |     |      |     |                   |     | .06 | .02 | .04 | .04 | .10 | .07  |     | .14  | .02 | .07  | .08         | 1.18 |  |
| EAGLE PASS             |                   |     |     |     |     |     |      |      |     |     |      |     |                   |     |     |     |     |     |     |      |     |      |     |      |             | .04  |  |
| EDEN 2                 |                   |     |     |     |     | .01 | .01  |      |     | .01 |      |     |                   |     | .60 | .15 | .65 | .25 | .25 | .07  | .02 | .12  | .07 |      | 2.11        |      |  |
| ELDORADO 3 SSW         |                   |     |     |     |     |     |      |      |     |     |      |     |                   |     | .05 | .18 | .18 | .57 | .57 | .07  |     |      |     |      | 1.05        |      |  |
| ELECTRA                |                   |     |     |     |     | .06 | .01  |      |     |     | .01  |     |                   |     |     |     |     |     |     |      |     |      |     |      | .12         |      |  |
| EVANT                  |                   |     |     |     |     |     |      |      |     |     |      |     |                   |     |     |     |     |     |     |      |     |      |     |      |             | 2.53 |  |
| FERRIS                 |                   |     |     |     |     | .05 | .13  | -    | -   | -   | -    | -   | -                 | -   | -   | -   | -   | -   | -   | -    | -   | -    | -   | -    | *           |      |  |
| FLAT                   |                   |     |     |     |     |     |      |      |     |     |      |     |                   |     |     |     |     |     |     |      |     |      |     |      |             | *    |  |
| FORT WORTH WB AP       |                   |     |     |     |     |     |      |      |     |     |      |     |                   |     |     |     |     |     |     |      |     |      |     |      |             | 4.55 |  |
| FORT WORTH MEACHAM FLD | *                 | *   |     |     |     | .14 | .63  | 1.17 | *   | .37 | .05  |     |                   |     | .07 | .20 | .40 | .61 | .14 | .14  | .11 | .20  | .15 | .11  | .02         | 3.51 |  |
| FREDERICKSBURG         |                   |     |     |     |     |     |      |      |     |     |      |     |                   |     |     |     |     |     |     |      |     |      |     |      |             | 3.04 |  |
| GAINESVILLE            |                   |     |     |     |     |     |      |      |     |     |      |     |                   |     |     |     |     |     |     |      |     |      |     |      |             | 4.68 |  |
| GARDEN CITY 16 E       | .13               | .23 | .47 | .23 | .11 |     |      | .01  | .05 | .15 | .08  | .04 | .13               |     | .13 | .02 | .06 | .10 | .29 | .30  | .15 | .06  | .19 | .13  | .04         | 3.10 |  |
| GARZA LITTLE ELM DAM   | .01               |     |     |     |     | .32 | 1.35 | .29  | .02 |     |      |     |                   |     | .18 | .35 | .45 | .07 | .18 | .15  | .09 | .14  | .03 |      |             | 1.12 |  |
| GILMER 2 S             |                   |     |     |     |     |     |      |      |     |     |      |     |                   |     |     |     |     |     |     |      |     |      |     |      |             | 3.79 |  |
| GORDONVILLE            | .05               |     |     |     |     | .32 | .09  | .01  | .03 | .18 | .06  | .08 | .11               |     | .11 | .03 | .03 | .07 | .17 | .30  | .18 | .01  | .09 | .07  | .05         | 2.25 |  |
| GORMAN                 |                   |     |     |     |     |     |      |      |     |     |      |     |                   |     |     |     |     |     |     |      |     |      |     |      |             | 2.22 |  |
| GRAPEVINE DAM          | .01               | .02 | .02 |     |     | .74 | 1.15 | .65  | .03 | .05 |      |     |                   |     | .04 | .50 | .68 | .46 | .11 | .17  | .16 | .10  | .14 | .12  | .01         | 5.16 |  |
| HALL RANCH             |                   |     |     |     |     |     |      |      |     |     |      |     |                   |     |     |     |     |     |     |      |     |      |     |      |             |      |  |







# HOURLY PRECIPITATION

TEXAS  
APRIL 1957

| Station                | A. M. Hour Ending |     |     |     |     |     |     |     |     |     |     |     | P. M. Hour Ending |     |      |     |     |      |     |     |     |      |     |     | Total |      |      |
|------------------------|-------------------|-----|-----|-----|-----|-----|-----|-----|-----|-----|-----|-----|-------------------|-----|------|-----|-----|------|-----|-----|-----|------|-----|-----|-------|------|------|
|                        | 1                 | 2   | 3   | 4   | 5   | 6   | 7   | 8   | 9   | 10  | 11  | 12  | 1                 | 2   | 3    | 4   | 5   | 6    | 7   | 8   | 9   | 10   | 11  | 12  |       |      |      |
| FERRIS                 |                   |     |     |     |     |     |     |     |     |     | .05 |     |                   |     |      |     |     |      |     |     |     |      |     |     | .05   |      |      |
| FLAT                   |                   |     |     | .11 | .04 |     |     |     |     |     |     |     |                   |     | .02  | .01 |     |      |     |     |     |      |     |     |       | .01  |      |
| FORT STOCKTON 25 SSW   |                   | .01 |     |     | .02 | .01 |     |     |     |     |     |     |                   |     |      |     |     |      |     |     |     |      |     |     |       | .01  |      |
| FORT WORTH WB AP       |                   |     |     |     |     |     |     |     |     |     |     | .02 | .50               | .35 |      |     |     |      |     |     |     |      |     |     |       | .87  |      |
| FORT WORTH MEACHAM FLD |                   |     |     |     |     |     |     |     |     |     |     | .02 | .29               | .01 |      |     |     |      |     |     |     |      |     |     |       | .23  |      |
| FREDERICKSBURG         |                   |     |     |     |     |     |     |     |     |     |     |     |                   |     | .03  |     |     |      |     |     |     |      |     |     |       | .48  |      |
| GAGEBY 1 W             |                   |     | .10 | .16 |     |     |     |     |     |     |     |     |                   |     |      |     |     |      |     |     |     |      |     |     |       | .26  |      |
| GAINESVILLE            |                   |     |     |     |     |     |     |     |     |     |     |     |                   |     |      |     |     |      |     |     |     |      |     | .01 | .07   | .14  |      |
| GALVESTON WB CITY      |                   |     |     |     |     |     |     |     |     |     |     |     |                   |     |      |     |     |      |     |     |     |      |     | .01 | .04   | .07  |      |
| GARCIA LAKE 7 NE       |                   | .02 | .04 | .02 | .02 | .04 | .01 |     |     |     |     |     |                   |     |      |     |     |      |     |     |     |      |     | .57 | .15   | .73  |      |
| GARDEN CITY 16 E       |                   | .14 |     |     |     |     |     |     |     |     |     |     |                   |     |      |     |     |      |     |     |     |      |     |     |       | .14  |      |
| GARZA LITTLE ELM DAM   |                   |     |     |     |     |     |     |     |     |     |     | .02 | .02               |     |      |     |     |      |     |     |     |      |     |     |       | .04  |      |
| GILMER 2 S             |                   |     |     |     |     |     |     |     |     |     |     |     |                   |     |      |     |     |      |     |     |     |      |     |     |       | .27  |      |
| GORDONVILLE            |                   |     |     |     |     |     |     |     |     |     |     | .06 | .01               | .09 |      |     |     |      |     |     |     |      |     |     |       | .07  |      |
| GORMAN                 |                   |     |     |     | .09 |     |     |     |     |     |     | .48 |                   |     |      |     |     |      |     |     |     |      |     |     |       | .26  |      |
| GRAPEVINE DAM          |                   |     |     |     |     |     |     |     |     |     |     |     |                   |     |      |     |     |      |     |     |     |      |     |     |       | .48  |      |
| HALL RANCH             |                   |     |     |     |     |     |     |     |     |     |     |     |                   |     |      |     |     |      |     |     |     |      |     | .01 | .06   | .52  |      |
| HEREFORD               |                   |     |     |     |     |     |     |     |     |     |     |     |                   |     | .05  | .13 | .17 | .08  | .02 |     |     |      |     |     |       | .09  |      |
| HINDES                 |                   | .01 | .06 |     |     |     |     |     |     |     |     |     |                   |     |      |     |     | .15  | .02 | .02 |     |      |     |     | .01   | .04  | .22  |
| HONEY GROVE            |                   |     |     |     |     |     |     |     |     |     |     |     |                   |     |      |     |     | .22  |     |     |     |      |     |     |       | .08  | .39  |
| HORDS CREEK DAM        |                   | .10 | .13 |     | .11 | .33 | .07 | .01 |     |     |     | .11 | .01               | .02 |      |     |     |      |     |     |     |      |     |     |       | .75  |      |
| HOUSTON WB CITY        |                   |     |     |     |     |     |     |     |     |     |     |     |                   |     | .50  | .71 | .33 | .37  | .07 | .02 | .01 | .02  | .22 | .80 | .49   | .08  | 3.76 |
| HOUSTON ADDICKS        |                   |     |     |     |     |     |     |     |     |     |     |     |                   |     | .43  | .26 | .16 | .10  | .08 | .07 | .80 | .96  | .09 | .01 |       | 2.06 |      |
| HOUSTON ALIEF          |                   |     |     |     |     |     |     |     |     |     |     |     |                   |     | .05  | .30 | .20 | .19  | .05 | .02 | .49 | 1.12 | .12 | .03 |       | 2.57 |      |
| HOUSTON SATSUMA        |                   |     |     |     |     |     |     |     |     |     |     |     |                   |     | .19  | .30 | .12 | .01  | .02 | .01 | .54 | .83  | .06 | .01 |       | 2.11 |      |
| INDIAN GAP             |                   |     |     |     |     |     |     |     |     |     |     |     |                   |     |      |     |     |      | .04 | .01 | .04 | .10  | .02 | .01 | .01   | .24  |      |
| JACKSBORO              |                   |     |     |     | .08 |     |     | .02 | .01 | .22 | .22 | .02 | .06               |     | .03  | .17 | .15 | .15  |     | .08 | .07 | .01  | .01 | .02 | .01   | 1.13 |      |
| JAYTON                 | //                |     | .12 | .05 |     |     |     | .01 |     |     | .22 | .01 | .02               |     | .01  | .15 | .03 |      | .08 | .07 | .01 | .01  | .22 | .08 | .19   | 1.05 |      |
| JEFFERSON              |                   |     |     |     |     |     |     |     |     |     |     |     |                   |     |      |     |     |      |     |     |     |      |     |     |       | .80  |      |
| JEWETT                 |                   |     |     |     |     | .05 | .20 | .08 | .06 | .17 | .12 | .04 |                   | .04 | .01  | .05 | .54 | .01  | .08 | .07 | .01 | .01  | .22 | .03 | .11   | .94  |      |
| JUNCTION               |                   |     |     |     |     |     |     |     |     |     |     |     |                   | .02 | .04  | .03 | .11 | .02  |     |     |     |      |     |     |       | .22  |      |
| JUSTIN 4 S             |                   |     |     |     |     |     |     |     |     |     |     |     |                   |     |      |     |     |      |     |     |     |      |     |     |       | 1.06 |      |
| KOPPERL                |                   |     |     |     |     |     |     |     |     |     |     |     |                   |     |      |     |     |      |     |     |     |      |     |     |       | .85  |      |
| KOUNTZE                |                   |     |     |     |     |     |     |     |     |     |     |     |                   |     |      |     |     |      |     |     |     |      |     |     |       | 4.50 |      |
| KRESS                  |                   | .08 | .16 | .13 | .02 | .04 |     | .01 | .01 |     | .17 | .73 |                   | .83 | 1.05 | .22 | .01 | .01  | .54 | .20 | .12 | .25  | .33 | .01 | .01   | .60  |      |
| LA PRYOR               |                   |     |     |     |     |     |     |     |     |     |     |     |                   | .01 | .01  | .02 | .01 |      |     | .02 | .03 |      | .02 | .03 | .01   | .64  |      |
| LAKE BRIDGEPORT DAM    |                   |     |     |     |     |     |     |     |     |     |     |     |                   | .02 | .01  | .16 | .24 | 1.27 |     |     |     |      |     |     |       | 2.05 |      |
| LAKE COFFEE MILL       |                   |     |     |     |     |     |     |     |     |     |     |     |                   |     |      |     |     |      |     |     |     |      |     |     |       | .37  |      |
| LAKE COLORADO CITY     |                   | .07 | .16 | .03 |     |     |     |     |     |     |     |     |                   |     |      |     |     |      | .14 | .05 |     |      | .01 | .01 | .01   | .20  |      |
| LANGTRY                |                   |     |     |     |     |     |     |     |     |     |     |     |                   |     |      |     |     |      | .01 |     |     |      |     |     |       | .45  |      |
| LAREDO WB AP           |                   |     |     |     | .25 | .30 | .55 | .23 | .26 | .06 |     |     |                   |     |      |     |     |      | .01 |     |     |      | .01 | .01 | .01   | .50  |      |
| LATEX                  |                   |     |     |     |     |     |     |     |     |     |     |     |                   |     |      |     |     |      |     |     |     |      |     |     |       | 1.65 |      |
| LEAKEY                 |                   |     | .01 | .01 |     | .01 | .01 | .01 | .01 | .03 | .02 | .01 |                   |     |      |     |     |      | .23 | .19 | .05 |      |     |     |       | 1.45 |      |
| LEXINGTON              |                   | *   | *   | *   | *   | *   | *   | *   | *   | *   | *   | *   | *                 |     |      |     |     |      |     |     |     |      |     |     |       | .65  |      |
| LIPSCOMB               | //                | .06 | .05 | .01 | .02 | .04 | .04 | .03 | *   | *   | *   | *   | *                 | .23 | .20  | .10 |     |      | .05 | .25 | .80 | .21  | .02 |     |       | 1.06 |      |
| LITTLE ELM 1 NNE       |                   |     |     |     |     |     |     |     |     |     |     |     |                   |     |      |     |     |      |     |     |     |      |     |     |       | 1.59 |      |
| LOMA ALTA              |                   |     |     |     |     |     |     |     |     |     |     |     |                   |     |      |     |     |      |     |     |     |      |     |     |       | .05  |      |
| LONDON                 |                   |     |     |     |     | .18 | .08 | .56 | .31 | .23 | .34 | .32 | .01               | .04 | .01  |     |     |      |     |     |     |      |     |     |       | 2.07 |      |
| LORAIN                 |                   | .45 | .14 | .12 | .01 |     |     |     |     |     |     |     |                   |     |      |     |     |      |     |     |     |      |     |     |       | .17  |      |
| LOVELADY               |                   |     |     |     |     |     |     |     |     |     |     |     |                   |     |      |     |     |      |     |     |     |      |     |     |       | 1.21 |      |
| LUBBOCK                | //                | .14 | .03 | .02 |     |     |     |     |     |     |     |     |                   |     |      |     |     |      |     |     |     |      |     |     |       | .04  |      |
| LULING 1 SE            |                   | .06 | .12 |     |     |     |     |     |     |     |     |     |                   |     |      |     |     |      |     |     |     |      |     |     |       | 1.17 |      |
| MABANK                 |                   |     |     |     |     |     |     |     |     |     |     |     |                   |     |      |     |     |      |     |     |     |      |     |     |       | .25  |      |
| MARFA 10 SE            |                   |     |     |     |     |     |     |     |     |     |     |     |                   |     |      |     |     |      |     |     |     |      |     |     |       | .55  |      |
| MATADOR                |                   | .05 | .24 | .34 | .18 | .21 | .04 |     |     |     |     |     |                   |     |      |     |     |      |     |     |     |      |     |     |       | .82  |      |
| MAYPEARL               |                   |     |     |     |     |     |     |     |     |     |     |     |                   |     |      |     |     |      |     |     |     |      |     |     |       | .08  |      |
| MC LEAN                |                   | .15 | .01 | .06 | .13 | .10 | .10 | .10 | .10 | .10 | .10 | .10 | .10               | .04 | .04  |     |     |      |     |     |     |      |     |     |       | 1.06 |      |
| MIDLAND WB AP          | //                |     |     |     |     |     |     |     |     |     |     |     |                   |     |      |     |     |      |     |     |     |      |     |     |       | .95  |      |
| MINERAL WELLS          |                   |     |     |     |     |     |     |     |     |     |     |     |                   |     |      |     |     |      |     |     |     |      |     |     |       | .10  |      |
| MOLINE                 |                   |     |     |     |     |     |     |     |     |     |     |     |                   |     |      |     |     |      |     |     |     |      |     |     |       | .01  | .21  |
| MOUNT LOCKE            |                   | .02 | .01 |     |     |     |     |     |     |     |     |     |                   |     |      |     |     |      |     |     |     |      |     |     |       | .01  | .01  |
| MULESHOE 2             |                   |     |     |     |     |     |     |     |     |     |     |     |                   |     |      |     |     |      |     |     |     |      |     |     |       | .03  |      |
| NACOGDOCHES 2 ENE      |                   |     |     |     |     |     |     |     |     |     |     |     |                   |     |      |     |     |      |     |     |     |      |     |     |       | .03  |      |
| O DONNELL              | //                | .10 | .02 |     |     |     |     |     |     |     |     |     |                   |     |      |     |     |      |     |     |     |      |     |     |       | 1.57 |      |
| OZONA 8 WSW            |                   |     |     |     |     |     |     |     |     |     |     |     |                   |     |      |     |     |      |     |     |     |      |     |     |       | .23  |      |
| PALESTINE              |                   |     |     |     |     |     |     |     |     |     |     |     |                   |     |      |     |     |      |     |     |     |      |     |     |       | .05  |      |
| PANFA WATER PL         |                   | .18 | .13 | .09 | .05 | .20 | .06 | .10 | .10 | .10 | .10 | .10 | .10               | .01 | .03  | .09 | .27 | .15  | .02 | .02 | .01 |      |     |     |       | 1.60 |      |
| PANTHER JUNCTION       |                   |     | .04 | .02 | .02 |     |     |     |     |     |     |     |                   |     |      |     |     |      |     |     |     |      |     |     |       | .60  |      |
| PEP                    |                   | .15 | .05 |     |     |     |     |     |     |     |     |     |                   |     |      |     |     |      |     |     |     |      |     |     |       | 1.00 |      |
| PITTSBURG 4 S          |                   |     |     |     |     |     |     |     |     |     |     |     |                   |     |      |     |     |      |     |     |     |      |     |     |       | .08  |      |
| PLAINS                 |                   |     |     |     |     |     |     |     |     |     |     |     |                   |     |      |     |     |      |     |     |     |      |     |     |       | .27  |      |
| PLEMONS                |                   | .10 | .06 |     | .01 |     | .01 | .02 | .08 | .02 | .02 | .01 |                   |     |      |     |     |      |     |     |     |      |     |     |       | .06  |      |
| PORT ARTHUR WB AP      |                   |     |     |     |     |     |     |     |     |     |     |     |                   |     |      |     |     |      |     |     |     |      |     |     |       | .07  |      |
| PRAIRIE MOUNTAIN       |                   |     |     |     |     |     |     |     |     |     |     |     |                   |     |      |     |     |      |     |     |     |      |     |     |       | .33  |      |
| RANDOLPH FIELD         |                   |     |     |     |     |     |     |     |     |     |     |     |                   |     |      |     |     |      |     |     |     |      |     |     |       | .05  |      |
| RANKIN                 |                   |     |     |     |     |     |     |     |     |     |     |     |                   |     |      |     |     |      |     |     |     |      |     |     |       | .45  |      |
| RED BLUFF DAM          |                   |     |     |     |     |     |     |     |     |     |     |     |                   |     |      |     |     |      |     |     |     |      |     |     |       | .84  |      |
| RED SPRINGS            |                   |     |     |     |     |     |     |     |     |     |     |     |                   |     |      |     |     |      |     |     |     |      |     |     |       | .09  |      |
| RENO                   |                   |     |     |     |     |     |     |     |     |     |     |     |                   |     |      |     |     |      |     |     |     |      |     |     |       | .17  |      |
| RIESEL                 |                   |     |     |     |     |     |     |     |     |     |     |     |                   |     |      |     |     |      |     |     |     |      |     |     |       | .30  |      |
| ROCKLAND 1 N           |                   |     |     |     |     |     |     |     |     |     |     |     |                   |     |      |     |     |      |     |     |     |      |     |     |       | 1.38 |      |
| ROCKSPRINGS            |                   |     |     |     |     |     |     |     |     |     |     |     |                   |     |      |     |     |      |     |     |     |      |     |     |       | .97  |      |
| SAN ANGELO WB AP       |                   | .03 |     | .01 | .04 |     |     |     |     |     |     |     |                   |     |      |     |     |      |     |     |     |      |     |     |       | 1.60 |      |
| SAN ANTONIO WB AP      |                   |     |     |     |     |     |     |     |     |     |     |     |                   |     |      |     |     |      |     |     |     |      |     |     |       | .03  |      |
| SAN ANTONIO NURSERY    |                   | *   | .15 |     |     |     |     |     |     |     |     |     |                   |     |      |     |     |      |     |     |     |      |     |     |       | 4.57 |      |
| SANTA ANNA             |                   |     | .05 | .01 |     |     |     |     |     |     |     |     |                   |     |      |     |     |      |     |     |     |      |     |     |       | .06  |      |
| SARITA 7 E             |                   | .01 |     |     |     |     |     |     |     |     |     |     |                   |     |      |     |     |      |     |     |     |      |     |     |       | .73  |      |
| SHEPHERD               |                   |     |     |     |     |     |     |     |     |     |     |     |                   |     |      |     |     |      |     |     |     |      |     |     |       | .46  |      |
| SIMMS 2 NNW            |                   |     |     |     |     |     |     |     |     |     |     |     |                   |     |      |     |     |      |     |     |     |      |     |     |       | 1.49 |      |
| SOMERVILLE             |                   |     |     |     |     |     |     |     |     |     |     |     |                   |     |      |     |     |      |     |     |     |      |     |     |       | .06  |      |
| SONORA-FIGURE 5 RANCH  |                   |     |     |     |     |     |     |     |     |     |     |     |                   |     |      |     |     |      |     |     |     |      |     |     |       |      |      |









# HOURLY PRECIPITATION

SUPPLEMENTAL DATA  
APRIL 1957

| Station        | A. M. Hour Ending |     |     |     |     |     |     |     |     |     |     |     | P. M. Hour Ending |     |   |   |   |   |   |   |   |    |    |    | Total |     |
|----------------|-------------------|-----|-----|-----|-----|-----|-----|-----|-----|-----|-----|-----|-------------------|-----|---|---|---|---|---|---|---|----|----|----|-------|-----|
|                | 1                 | 2   | 3   | 4   | 5   | 6   | 7   | 8   | 9   | 10  | 11  | 12  | 1                 | 2   | 3 | 4 | 5 | 6 | 7 | 8 | 9 | 10 | 11 | 12 |       |     |
|                | -4th-             |     |     |     |     |     |     |     |     |     |     |     |                   |     |   |   |   |   |   |   |   |    |    |    |       |     |
| ATLANTA        |                   |     |     |     |     |     |     |     |     |     |     |     |                   |     |   |   |   |   |   |   |   |    |    |    | .06   |     |
| BROWNWOOD      |                   |     |     |     |     |     |     |     |     |     |     |     |                   |     |   |   |   |   |   |   |   |    |    |    | .05   |     |
| BURLESON       |                   |     |     |     |     |     |     |     |     |     |     |     | .01               | .04 |   |   |   |   |   |   |   |    |    |    | .03   |     |
| CARTHAGE       |                   |     |     |     |     |     |     |     |     |     |     |     |                   |     |   |   |   |   |   |   |   |    |    |    | .10   |     |
| FAIRFIELD      |                   |     |     |     |     |     |     |     |     |     |     |     |                   |     |   |   |   |   |   |   |   |    |    |    | .08   |     |
| HEARNE         |                   |     |     |     |     |     |     |     |     |     |     |     |                   |     |   |   |   |   |   |   |   |    |    |    | .06   |     |
| ITASCA         |                   |     |     |     |     |     |     |     |     |     |     |     |                   |     |   |   |   |   |   |   |   |    |    |    | .02   |     |
| JACKSONVILLE   |                   |     |     |     |     |     |     |     |     |     |     |     |                   |     |   |   |   |   |   |   |   |    |    |    | .06   |     |
| JASPER         |                   |     |     |     |     |     |     |     |     |     |     |     |                   |     |   |   |   |   |   |   |   |    |    |    | .06   |     |
| MADISONVILLE   |                   |     |     |     |     |     |     |     |     |     |     |     |                   |     |   |   |   |   |   |   |   |    |    |    | .15   |     |
| MARSHALL       |                   |     |     |     |     |     |     |     |     |     |     |     | .01               |     |   |   |   |   |   |   |   |    |    |    | .21   |     |
| QUITMAN        |                   |     |     |     |     |     |     |     |     |     |     |     |                   |     |   |   |   |   |   |   |   |    |    |    | .04   |     |
| TERRELL        |                   |     |     |     |     |     |     |     |     |     |     |     |                   |     |   |   |   |   |   |   |   |    |    |    | .04   |     |
| TYLER          |                   |     |     |     |     |     |     |     |     |     |     |     |                   |     |   |   |   |   |   |   |   |    |    |    | .13   |     |
| JASPER         |                   |     |     |     |     |     |     |     |     |     |     |     |                   |     |   |   |   |   |   |   |   |    |    |    | .04   |     |
|                | -7th-             |     |     |     |     |     |     |     |     |     |     |     |                   |     |   |   |   |   |   |   |   |    |    |    |       |     |
| BREHAM         |                   |     |     |     |     |     |     |     |     |     |     |     |                   |     |   |   |   |   |   |   |   |    |    |    | .32   |     |
| CLEVELAND      |                   |     |     |     |     |     |     |     |     |     |     |     |                   |     |   |   |   |   |   |   |   |    |    |    | .04   |     |
| JACKSONVILLE   |                   |     |     |     |     |     |     |     |     |     |     |     |                   |     |   |   |   |   |   |   |   |    |    |    | .04   |     |
| JASPER         |                   |     |     |     |     |     |     |     |     |     |     |     |                   |     |   |   |   |   |   |   |   |    |    |    | .07   |     |
|                | -10th-            |     |     |     |     |     |     |     |     |     |     |     |                   |     |   |   |   |   |   |   |   |    |    |    |       |     |
| BREHAM         | *                 | *   | *   | .06 |     |     |     |     |     |     |     |     |                   |     |   |   |   |   |   |   |   |    |    |    | .06   |     |
| CLEVELAND      | .02               | .05 |     |     |     |     |     |     |     |     |     |     |                   |     |   |   |   |   |   |   |   |    |    |    | .07   |     |
| JACKSONVILLE   | .03               |     |     |     |     |     |     |     |     |     |     |     |                   |     |   |   |   |   |   |   |   |    |    |    | .03   |     |
| JASPER         | .06               | .21 | .13 | .11 | .01 |     |     |     |     |     |     |     |                   |     |   |   |   |   |   |   |   |    |    |    | .52   |     |
| MADISONVILLE   | *                 | *   | *   | *   | .30 |     |     |     |     |     |     |     |                   |     |   |   |   |   |   |   |   |    |    |    | .30   |     |
|                | -11th-            |     |     |     |     |     |     |     |     |     |     |     |                   |     |   |   |   |   |   |   |   |    |    |    |       |     |
| ALBANY         |                   |     |     |     |     |     |     |     | .01 | .03 |     |     |                   |     |   |   |   |   |   |   |   |    |    |    | .04   |     |
| ATLANTA        |                   |     |     |     |     |     |     |     |     |     |     |     |                   |     |   |   |   |   |   |   |   |    |    |    | .07   |     |
| BELLEVUE       |                   |     |     |     |     |     |     |     |     |     |     |     |                   |     |   |   |   |   |   |   |   |    |    |    | .19   |     |
| BURLESON       | .01               | .11 | .04 |     |     | .03 | .02 |     |     |     |     | .01 |                   | .01 |   |   |   |   |   |   |   | *  | *  | *  | *     | .33 |
| COLEMAN        | .32               | .01 |     |     |     |     |     |     |     |     |     |     |                   |     |   |   |   |   |   |   |   |    |    |    | .04   |     |
| GRANBURY       |                   |     |     |     |     |     |     |     |     |     |     |     |                   |     |   |   |   |   |   |   |   |    |    |    | .03   |     |
| LAKE KICKAPOO  |                   |     |     |     |     |     |     |     |     |     |     |     |                   |     |   |   |   |   |   |   |   |    |    |    | .08   |     |
| NEW BOSTON     |                   |     |     |     |     |     |     |     |     |     |     |     |                   |     |   |   |   |   |   |   |   |    |    |    | .53   |     |
| PARIS          |                   |     |     |     |     |     |     |     | .05 | .34 | .12 |     |                   |     |   |   |   |   |   |   |   |    |    |    | .02   |     |
| QUITMAN        |                   |     |     |     |     |     |     |     |     |     |     |     |                   |     |   |   |   |   |   |   |   |    |    |    | .01   |     |
| RUGBY          |                   |     |     |     |     |     |     |     |     |     |     |     |                   |     |   |   |   |   |   |   |   |    |    |    | .02   |     |
| STRANN         |                   |     |     |     |     |     |     |     |     |     |     |     |                   |     |   |   |   |   |   |   |   |    |    |    | .02   |     |
|                | -12th-            |     |     |     |     |     |     |     |     |     |     |     |                   |     |   |   |   |   |   |   |   |    |    |    |       |     |
| ATLANTA        | *                 | *   | *   | *   | *   | *   |     |     |     |     |     |     |                   |     |   |   |   |   |   |   |   |    |    |    | .10   |     |
| BONHAM         | *                 | *   | *   | *   | .10 |     | .08 | .02 |     |     |     |     |                   |     |   |   |   |   |   |   |   |    |    |    | .10   |     |
| BROWNWOOD      |                   |     |     |     |     |     |     |     |     |     |     |     |                   |     |   |   |   |   |   |   |   |    |    |    | .05   |     |
| BURLESON       |                   |     |     |     |     |     |     |     |     |     |     |     |                   |     |   |   |   |   |   |   |   |    |    |    | .04   |     |
| CARTHAGE       |                   |     |     |     |     |     |     |     |     |     |     |     |                   |     |   |   |   |   |   |   |   |    |    |    | .08   |     |
| COMANCHE       | .05               | .02 | .01 |     |     |     |     |     |     |     | .02 | .02 |                   |     |   |   |   |   |   |   |   |    |    |    | .03   |     |
| COOLIDGE       |                   |     |     |     |     |     |     |     |     |     |     |     |                   |     |   |   |   |   |   |   |   |    |    |    | .09   |     |
| CORSICANA      |                   |     |     |     |     |     |     |     |     |     |     |     |                   |     |   |   |   |   |   |   |   |    |    |    | .19   |     |
| GRANBURY       |                   |     |     |     |     |     |     |     |     |     |     |     |                   |     |   |   |   |   |   |   |   |    |    |    | .03   |     |
| GREENVILLE     |                   |     |     |     |     |     |     |     |     |     |     |     |                   |     |   |   |   |   |   |   |   |    |    |    | .06   |     |
| HAMILTON       |                   |     |     |     |     |     |     |     |     |     |     |     |                   |     |   |   |   |   |   |   |   |    |    |    | .24   |     |
| ITASCA         | .01               | .01 | .01 | .07 | .09 | .02 |     |     | .01 | .01 | .01 | .01 |                   |     |   |   |   |   |   |   |   |    |    |    | .04   |     |
| JACKSONVILLE   |                   |     |     |     |     |     |     |     |     |     |     |     |                   |     |   |   |   |   |   |   |   |    |    |    | .21   |     |
| KEMP           |                   |     |     |     |     |     |     |     |     |     |     |     |                   |     |   |   |   |   |   |   |   |    |    |    | .13   |     |
| LONGVIEW       |                   |     |     |     |     |     |     |     |     |     |     |     |                   |     |   |   |   |   |   |   |   |    |    |    | .20   |     |
| MARSHALL       | .01               | .02 | .01 | .01 | .01 | .04 | .03 | .06 | .02 | .02 | .04 | .04 |                   |     |   |   |   |   |   |   |   |    |    |    | .11   |     |
| NEW BOSTON     | .01               | .06 | .01 | .03 |     |     |     |     |     |     |     |     |                   |     |   |   |   |   |   |   |   |    |    |    | .07   |     |
| PARIS          | .01               | .05 | .01 |     |     |     |     |     |     |     |     |     |                   |     |   |   |   |   |   |   |   |    |    |    | .08   |     |
| QUITMAN        |                   |     |     |     |     |     |     |     |     |     |     |     |                   |     |   |   |   |   |   |   |   |    |    |    | .03   |     |
| RUGBY          | .01               | .02 | .04 | .01 |     |     |     |     |     |     |     |     |                   |     |   |   |   |   |   |   |   |    |    |    | .07   |     |
| SAN SABA       |                   |     |     |     |     |     |     |     |     |     |     |     |                   |     |   |   |   |   |   |   |   |    |    |    | .12   |     |
| STEPHENVILLE   | .03               | .06 | .04 | .01 | .01 |     |     |     |     |     |     |     |                   |     |   |   |   |   |   |   |   |    |    |    | .12   |     |
| TERRELL        | .02               | .03 | .04 | .01 | .02 |     |     |     |     |     |     |     |                   |     |   |   |   |   |   |   |   |    |    |    | .30   |     |
| TYLER          |                   |     |     |     |     |     |     |     |     |     |     |     |                   |     |   |   |   |   |   |   |   |    |    |    | .11   |     |
| WALNUT SPRINGS |                   |     |     |     |     |     |     |     |     |     |     |     |                   |     |   |   |   |   |   |   |   |    |    |    | .24   |     |
| WAXAHACHIE     |                   |     |     |     |     |     |     |     |     |     |     |     |                   |     |   |   |   |   |   |   |   |    |    |    |       |     |
|                | -13th-            |     |     |     |     |     |     |     |     |     |     |     |                   |     |   |   |   |   |   |   |   |    |    |    |       |     |
| ATLANTA        |                   |     |     |     |     |     |     |     |     |     |     |     |                   |     |   |   |   |   |   |   |   |    |    |    | .90   |     |
| BREHAM         |                   |     |     |     |     |     |     |     |     |     |     |     | *                 | *   | * | * | * | * | * |   |   |    |    |    | .01   |     |
| BURLESON       |                   |     |     |     |     |     |     |     |     |     |     |     |                   |     |   |   |   |   |   |   |   |    |    |    | .76   |     |
| CARTHAGE       |                   |     |     |     |     |     |     |     |     |     |     |     |                   |     |   |   |   |   |   |   |   |    |    |    | .71   |     |
| CLEVELAND      |                   |     |     |     |     |     |     |     |     |     |     |     |                   |     |   |   |   |   |   |   |   |    |    |    | .06   |     |
| CLIFTON        |                   |     |     |     |     |     |     |     |     |     |     |     |                   |     |   |   |   |   |   |   |   |    |    |    | .07   |     |
| COOLIDGE       |                   |     |     |     |     |     |     |     |     |     |     |     |                   |     |   |   |   |   |   |   |   |    |    |    | .12   |     |
| FAIRFIELD      |                   |     |     |     |     |     |     |     |     |     |     |     |                   |     |   |   |   |   |   |   |   |    |    |    | .10   |     |
| GATESVILLE     |                   |     |     |     |     |     |     |     |     |     |     |     |                   |     |   |   |   |   |   |   |   |    |    |    | .74   |     |
| HEARNE         |                   |     |     |     |     |     |     |     |     |     |     |     |                   |     |   |   |   |   |   |   |   |    |    |    | .12   |     |
| JACKSONVILLE   |                   |     |     |     |     |     |     |     |     |     |     |     |                   |     |   |   |   |   |   |   |   |    |    |    | .19   |     |
| JASPER         |                   |     |     |     |     |     |     |     |     |     |     |     |                   |     |   |   |   |   |   |   |   |    |    |    | .31   |     |
| KNOX CITY      |                   |     |     |     |     |     |     |     |     |     |     |     |                   |     |   |   |   |   |   |   |   |    |    |    | .05   |     |
| LONGVIEW       |                   |     |     |     |     |     |     |     |     |     |     |     |                   |     |   |   |   |   |   |   |   |    |    |    | .40   |     |
| MADISONVILLE   |                   |     |     |     |     |     |     |     |     |     |     |     |                   |     |   |   |   |   |   |   |   |    |    |    | .12   |     |
| MARBLE FALLS   |                   |     |     |     |     |     |     |     |     |     |     |     |                   |     |   |   |   |   |   |   |   |    |    |    | .08   |     |
| MARSHALL       |                   |     |     |     |     |     |     |     |     |     |     |     |                   |     |   |   |   |   |   |   |   |    |    |    | .32   |     |
| NEW BOSTON     |                   |     |     |     |     |     |     |     |     |     |     |     |                   |     |   |   |   |   |   |   |   |    |    |    | .44   |     |
| NOCONA         |                   |     |     |     |     |     |     |     |     |     |     |     |                   |     |   |   |   |   |   |   |   |    |    |    | .01   |     |
| PARIS          |                   |     |     |     |     |     |     |     |     |     |     |     |                   |     |   |   |   |   |   |   |   |    |    |    | .05   |     |
| QUITMAN        |                   |     |     |     |     |     |     |     |     |     |     |     |                   |     |   |   |   |   |   |   |   |    |    |    | .39   |     |
| RUGBY          |                   |     |     |     |     |     |     |     |     |     |     |     |                   |     |   |   |   |   |   |   |   |    |    |    | .10   |     |
| SEYMOUR        |                   |     |     |     |     |     |     |     |     |     |     |     |                   |     |   |   |   |   |   |   |   |    |    |    | .01   |     |
| TEMPLE         |                   |     |     |     |     |     |     |     |     |     |     |     |                   |     |   |   |   |   |   |   |   |    |    |    | .03   |     |
| TYLER          |                   |     |     |     |     |     |     |     |     |     |     |     |                   |     |   |   |   |   |   |   |   |    |    |    | .07   |     |
| WEST           |                   |     |     |     |     |     |     |     |     |     |     |     |                   |     |   |   |   |   |   |   |   |    |    |    | .07   |     |
|                | -15th-            |     |     |     |     |     |     |     |     |     |     |     |                   |     |   |   |   |   |   |   |   |    |    |    |       |     |
| ANNONA         | .01               | .01 |     |     |     | .01 | .01 |     |     |     |     |     |                   |     |   |   |   |   |   |   |   |    |    |    | .04   |     |
| BURLESON       | .01               | .01 |     |     |     |     |     |     |     |     |     |     |                   |     |   |   |   |   |   |   |   |    |    |    | .02   |     |
| CARTHAGE       | .09               | .05 | .06 | .02 | .02 |     |     |     |     |     |     |     |                   |     |   |   |   |   |   |   |   |    |    |    | .36   |     |
| CLIFTON        | .01               | .01 |     |     |     |     |     |     |     |     |     |     |                   |     |   |   |   |   |   |   |   |    |    |    | .02   |     |
| ITASCA         | .10               |     |     |     |     |     |     |     |     |     |     |     |                   |     |   |   |   |   |   |   |   |    |    |    | .10   |     |
| JACKSONVILLE   | .01               |     |     |     |     |     |     |     |     |     |     |     |                   |     |   |   |   |   |   |   |   |    |    |    | .05   |     |
| JASPER         | .18               | .15 | .02 | .   |     |     |     |     |     |     |     |     |                   |     |   |   |   |   |   |   |   |    |    |    |       |     |







# HOURLY PRECIPITATION

SUPPLEMENTAL DATA  
APRIL 1957

| Station        | A. M. Hour Ending |     |      |     |     |     |      |     |     |     |     |      | P. M. Hour Ending |     |      |     |     |     |     |     |      |      |      |      | Total |  |  |
|----------------|-------------------|-----|------|-----|-----|-----|------|-----|-----|-----|-----|------|-------------------|-----|------|-----|-----|-----|-----|-----|------|------|------|------|-------|--|--|
|                | 1                 | 2   | 3    | 4   | 5   | 6   | 7    | 8   | 9   | 10  | 11  | 12   | 1                 | 2   | 3    | 4   | 5   | 6   | 7   | 8   | 9    | 10   | 11   | 12   |       |  |  |
| ASPERMONT      |                   |     |      |     |     |     |      |     |     |     |     |      |                   |     | .02  | .03 |     |     |     |     | .68  |      |      |      | .73   |  |  |
| BELLEVUE       |                   |     |      |     |     |     |      |     |     |     |     |      |                   |     |      |     |     |     |     |     | .02  | .23  |      |      | .40   |  |  |
| BONHAM         |                   |     |      |     |     |     |      |     |     |     |     |      |                   |     |      |     |     |     |     |     |      |      | .84  |      | .84   |  |  |
| BOYD           |                   |     |      |     |     |     |      |     |     |     |     |      |                   |     |      |     |     |     |     |     | .09  | 1.23 | .46  | .95  | 2.73  |  |  |
| BRECKENRIDGE   |                   |     |      |     |     |     |      |     |     |     |     |      |                   |     |      |     |     |     |     |     | .15  | 1.12 | .28  | .52  | 2.07  |  |  |
| BRIDGEPORT     | .02               |     |      |     |     |     |      |     |     |     |     |      |                   |     |      |     |     |     |     |     |      |      |      |      | .02   |  |  |
| CARTHAGE       |                   |     |      |     |     |     |      |     |     |     |     |      |                   |     |      |     |     |     |     |     |      |      |      |      | .06   |  |  |
| CISCO          |                   |     |      |     |     |     |      |     |     |     |     |      |                   |     |      |     |     |     |     |     |      |      |      |      | .06   |  |  |
| CROWELL        |                   |     |      |     |     |     |      |     |     |     |     |      |                   |     | .02  | .01 | .05 | .20 |     |     |      |      |      |      | .28   |  |  |
| GRAHAM         |                   |     |      |     |     |     |      |     |     |     |     |      |                   |     |      |     |     | .01 |     |     | .14  | .70  | .20  | .05  | 1.34  |  |  |
| GREENVILLE     |                   |     |      |     |     |     |      |     |     |     |     |      |                   |     |      |     |     |     |     | .07 | .01  |      |      |      | .08   |  |  |
| HEARNE         | .01               |     |      |     |     |     |      |     |     |     |     |      |                   |     |      |     |     |     |     |     |      |      |      |      | .01   |  |  |
| JASPER         | .27               | .18 | .01  | .09 |     |     |      |     |     |     |     |      |                   |     |      |     |     |     |     |     |      |      |      |      | .55   |  |  |
| KNOX CITY      |                   |     |      |     |     |     |      |     |     |     |     |      |                   |     |      |     |     |     |     |     |      |      |      |      |       |  |  |
| LAKE KICKAPOO  |                   |     |      |     |     |     |      |     |     |     |     |      |                   |     |      |     |     |     |     |     |      |      |      |      |       |  |  |
| MADISONVILLE   |                   |     |      | .01 | .01 |     |      |     | .01 | .03 |     |      |                   |     |      |     |     |     |     |     |      |      |      |      | .06   |  |  |
| MARSHALL       | .01               | .01 |      |     |     |     |      |     |     |     |     |      |                   |     |      |     |     |     |     |     |      |      |      |      | .02   |  |  |
| MC KINNEY      |                   |     |      |     |     |     |      |     |     |     |     |      |                   |     |      |     |     |     |     |     |      |      |      |      | .12   |  |  |
| NOCOMA         |                   |     |      |     |     |     |      |     |     |     |     |      |                   |     |      |     |     |     |     |     | .02  | 1.37 | .14  | .14  | 1.98  |  |  |
| PADUCAH        |                   |     |      |     |     |     |      |     |     |     |     |      |                   |     | .08  | .02 |     |     |     |     |      |      |      |      | .10   |  |  |
| PARIS          |                   |     |      |     |     |     |      |     |     |     |     |      |                   |     |      |     |     |     |     |     | .20  | .09  |      |      | .29   |  |  |
| RUGBY          |                   |     |      |     |     |     |      |     |     |     |     |      |                   |     |      |     |     |     |     |     | .66  | .02  |      |      | .68   |  |  |
| SEYMOUR        |                   |     |      |     |     |     |      |     |     |     |     |      |                   |     |      |     |     |     |     |     | .04  | .10  | .06  | .04  | .60   |  |  |
| STRAWN         |                   |     |      |     |     |     |      |     |     |     |     |      |                   |     |      |     |     |     |     |     | .04  | .07  | .13  | .04  | .60   |  |  |
| SWEETWATER     |                   |     |      |     |     |     |      |     |     |     |     |      |                   |     |      |     |     |     |     |     |      |      |      |      | .45   |  |  |
| TERRELL        |                   |     |      |     |     |     |      |     |     |     |     |      |                   |     |      |     |     |     |     |     |      |      |      |      | 1.75  |  |  |
| THROCKMORTON   |                   |     |      |     |     |     |      |     |     |     |     |      |                   |     |      |     |     |     |     |     | .09  | .01  |      |      | .10   |  |  |
| TYLER          |                   |     |      |     |     |     |      |     |     |     |     |      |                   |     |      |     |     |     |     |     | .62  | .41  | .44  | .23  | 1.82  |  |  |
|                |                   |     |      |     |     |     |      |     |     |     |     |      |                   |     |      |     |     |     |     |     | .03  |      |      |      | .03   |  |  |
| -26th-         |                   |     |      |     |     |     |      |     |     |     |     |      |                   |     |      |     |     |     |     |     |      |      |      |      |       |  |  |
| ALBANY         |                   |     |      | .02 |     |     |      |     |     | .48 | .01 | .18  | .14               | .04 | 1.10 | .52 | .24 | .16 | .28 | .15 |      |      |      |      | 2.25  |  |  |
| ANNONA         |                   |     |      |     |     |     |      |     |     |     |     |      |                   |     | .01  |     |     | .12 | .17 | .05 |      |      |      |      | 2.04  |  |  |
| ASPERMONT      |                   |     |      |     |     |     |      |     |     |     |     |      |                   |     |      |     |     |     |     |     |      |      |      |      | .05   |  |  |
| ATLANTA        |                   |     |      |     |     |     |      |     |     |     |     |      |                   |     |      |     |     |     |     |     |      |      |      |      | 3.21  |  |  |
| BALLINGER      |                   |     |      |     |     |     |      |     |     |     |     |      |                   |     |      |     |     |     |     |     | .28  | 1.84 | .31  | .29  | .99   |  |  |
| BELLEVUE       |                   |     |      |     |     |     |      |     |     |     |     |      |                   |     |      |     |     |     |     |     | .14  | .11  | .14  | .10  | .67   |  |  |
| BONHAM         | .16               | .05 | .01  |     |     |     |      |     |     |     |     |      |                   |     |      |     |     |     |     |     | .24  | .20  | .23  | .10  | 1.10  |  |  |
| BOYD           | .05               | .11 | 1.20 | .02 | .02 | .06 | .17  | .10 | .13 | .27 | .05 | .15  |                   |     |      |     |     |     |     | .07 | .06  | .16  | .01  | 4.50 |       |  |  |
| BRECKENRIDGE   |                   |     |      | .01 | .01 |     |      |     |     |     |     |      |                   |     |      |     |     |     |     |     | .50  | 1.11 | .32  | .13  | 2.67  |  |  |
| BRENNHAM       |                   |     |      |     |     |     |      |     |     |     |     |      |                   |     |      |     |     |     |     |     | .28  | .21  | .24  | .12  | .39   |  |  |
| BRIDGEPORT     | .79               | .41 | .08  | .33 | .20 |     |      |     |     |     |     |      |                   |     |      |     |     |     |     |     | .02  |      |      |      | 3.85  |  |  |
| BROWNWOOD      |                   |     |      |     |     |     |      |     |     |     |     |      |                   |     |      |     |     |     |     |     | .15  | .23  | .52  | .21  | 3.58  |  |  |
| BURLESON       |                   |     |      |     |     |     |      |     |     |     |     |      |                   |     |      |     |     |     |     |     | .08  | .15  | .10  | .17  | 4.70  |  |  |
| CARTHAGE       |                   |     |      | .10 | .40 | .85 | 1.50 | .15 |     |     |     |      |                   |     |      |     |     |     |     |     | .28  | .57  | .14  | .11  | .06   |  |  |
| CISCO          |                   |     |      |     |     |     |      |     |     |     |     |      |                   |     |      |     |     |     |     |     | .02  |      |      |      | 1.90  |  |  |
| CLIFTON        |                   |     |      |     |     |     |      |     |     |     |     |      |                   |     |      |     |     |     |     |     | .67  | .32  | .46  | .27  | 3.10  |  |  |
| COLEMAN        |                   |     |      |     |     |     |      |     |     |     |     |      |                   |     |      |     |     |     |     |     | .29  | .80  | .20  |      | 5.30  |  |  |
| CONANACHE      |                   |     |      |     |     |     |      |     |     |     |     |      |                   |     |      |     |     |     |     |     | 1.10 | .18  | .22  | .20  | .97   |  |  |
| COOLIDGE       |                   |     |      |     |     |     |      |     |     |     |     |      |                   |     |      |     |     |     |     |     | .49  | .68  | .63  | .27  | 3.30  |  |  |
| CORSICANA      |                   |     |      |     |     |     |      |     |     |     |     |      |                   |     |      |     |     |     |     |     | .01  | .01  | .27  | .08  | .97   |  |  |
| FAIRFIELD      |                   |     |      |     |     |     |      |     |     |     |     |      |                   |     |      |     |     |     |     |     | .64  | .35  | .47  | .04  | 1.54  |  |  |
| GATESVILLE     |                   |     |      |     |     |     |      |     |     |     |     |      |                   |     |      |     |     |     |     |     | .01  | .01  | .14  | 1.68 | 4.30  |  |  |
| GRAHAM         |                   |     |      |     |     |     |      |     |     |     |     |      |                   |     |      |     |     |     |     |     | .17  | .38  | .22  | .07  | 2.30  |  |  |
| GRANBURY       | .02               | .02 | .03  | .05 |     |     |      |     |     | .01 | .01 |      |                   |     |      |     |     |     |     |     | .24  | .56  | .13  | .14  | 1.97  |  |  |
| GREENVILLE     |                   |     |      |     |     |     |      |     |     |     |     |      |                   |     |      |     |     |     |     |     | .07  | 1.00 | .11  | .18  | 2.07  |  |  |
| HAMILTON       |                   |     |      |     |     |     |      |     |     | .01 | .63 | 1.03 | 1.12              | .28 | .04  |     |     |     |     |     | .03  | .85  | .43  | .14  | 6.06  |  |  |
| HEARNE         |                   |     |      | .02 | .14 | .06 |      |     |     |     |     |      |                   |     |      |     |     |     |     |     | .07  |      |      |      | 4.30  |  |  |
| ITASCA         |                   |     |      |     |     |     |      |     |     |     |     |      |                   |     |      |     |     |     |     |     | 1.12 | 2.51 | .25  | .15  | 1.21  |  |  |
| JACKSONVILLE   |                   |     |      |     |     |     | .02  | .03 |     |     |     |      |                   |     |      |     |     |     |     |     | .02  | .01  |      |      | 1.21  |  |  |
| KEMP           |                   |     |      |     |     |     |      |     |     |     |     |      |                   |     |      |     |     |     |     |     | .01  | .19  | .35  | .28  | 1.21  |  |  |
| KNOX CITY      |                   |     |      |     |     |     |      |     |     |     |     |      |                   |     |      |     |     |     |     |     | .05  | .20  | .05  | .01  | .24   |  |  |
| LAKE KICKAPOO  |                   |     |      |     |     |     |      |     |     |     |     |      |                   |     |      |     |     |     |     |     | .15  | .11  | .06  | .04  | .74   |  |  |
| LAMPASAS       | .10               | .01 | .01  | .01 |     |     |      |     |     |     |     |      |                   |     |      |     |     |     |     |     | .04  | .02  |      |      | 2.40  |  |  |
| LONGVIEW       |                   |     |      |     |     |     |      |     |     |     |     |      |                   |     |      |     |     |     |     |     | .03  | .06  | .61  | .45  | 3.50  |  |  |
| MADISONVILLE   |                   |     |      |     |     |     |      |     |     |     |     |      |                   |     |      |     |     |     |     |     |      |      |      |      | .40   |  |  |
| MARBLE FALLS   |                   |     |      |     |     |     |      |     |     |     |     |      |                   |     |      |     |     |     |     |     |      |      |      |      | .06   |  |  |
| MARSHALL       |                   |     |      |     |     |     |      |     |     |     |     |      |                   |     |      |     |     |     |     |     | .27  | 1.71 | .03  | .31  | 3.85  |  |  |
| MASON          |                   |     |      |     |     |     |      |     |     |     |     |      |                   |     |      |     |     |     |     |     | .41  | .43  | .04  |      | .98   |  |  |
| MC KINNEY      | .02               |     |      |     |     |     |      |     |     |     |     |      |                   |     |      |     |     |     |     |     | .03  | .09  | .09  | .12  | 2.74  |  |  |
| NEW BOSTON     |                   |     |      |     |     |     |      |     |     |     |     |      |                   |     |      |     |     |     |     |     | .08  | .03  | .15  | .23  | 1.95  |  |  |
| NOCOMA         | .13               | .08 | .05  |     |     |     |      |     |     |     |     |      |                   |     |      |     |     |     |     |     | .16  | .25  | .22  | .20  | 1.68  |  |  |
| PARIS          | .11               | .01 |      |     |     |     |      |     |     |     |     |      |                   |     |      |     |     |     |     |     | .04  | .08  | .06  | .06  | 1.90  |  |  |
| QUITMAN        |                   |     |      |     |     |     |      |     |     |     |     |      |                   |     |      |     |     |     |     |     | .01  |      |      |      |       |  |  |
| RUGBY          | .01               | .01 |      |     |     |     |      |     |     |     |     |      |                   |     |      |     |     |     |     |     | .04  | .09  | .08  | .15  |       |  |  |
| SAN SABA       |                   |     |      |     |     |     |      |     |     |     |     |      |                   |     |      |     |     |     |     |     | .02  | .36  | 1.24 | .16  | 2.16  |  |  |
| STEPHENVILLE   |                   |     |      |     |     |     |      |     |     |     |     |      |                   |     |      |     |     |     |     |     | .39  | .89  | .20  | .26  | 3.84  |  |  |
| STRAWN         | .68               | .01 |      |     |     |     |      |     |     |     |     |      |                   |     |      |     |     |     |     |     | .01  | .09  | .19  | .21  | 2.07  |  |  |
| SWEETWATER     |                   |     |      |     |     |     |      |     |     |     |     |      |                   |     |      |     |     |     |     |     |      |      |      |      | .44   |  |  |
| TEMPLE         |                   |     |      |     |     |     |      |     |     |     |     |      |                   |     |      |     |     |     |     |     |      |      |      |      | .88   |  |  |
| TERRELL        |                   |     |      |     |     |     |      |     |     |     |     |      |                   |     |      |     |     |     |     |     | .22  | .19  | .02  | .39  | 1.37  |  |  |
| THROCKMORTON   |                   |     |      | .01 | .01 | .01 | .19  | .07 | .76 | .09 | .02 | .05  | .01               |     |      |     |     |     |     |     | .41  | .08  | .12  | .23  | 2.66  |  |  |
| TYLER          |                   |     |      |     |     |     |      |     |     |     |     |      |                   |     |      |     |     |     |     |     | .18  | .01  |      |      | 1.33  |  |  |
| WALNUT SPRINGS |                   |     |      |     |     |     |      |     |     |     |     |      |                   |     |      |     |     |     |     |     | .26  | .14  | .76  | .11  | 2.90  |  |  |
| WAXAHACHIE     |                   |     |      |     |     |     |      |     |     |     |     |      |                   |     |      |     |     |     |     |     | .27  | .31  | .28  | .18  | 1.47  |  |  |
| WEST           |                   |     |      |     |     |     |      |     |     |     |     |      |                   |     |      |     |     |     |     |     | .39  | .20  | .10  | .13  | 2.47  |  |  |
|                |                   |     |      |     |     |     |      |     |     |     |     |      |                   |     |      |     |     |     |     |     | .99  | .50  | .20  | .04  | 1.30  |  |  |
|                |                   |     |      |     |     |     |      |     |     |     |     |      |                   |     |      |     |     |     |     |     |      |      |      |      | 1.86  |  |  |
| -27th-         |                   |     |      |     |     |     |      |     |     |     |     |      |                   |     |      |     |     |     |     |     |      |      |      |      |       |  |  |
| ANNONA         | .37               | .03 |      |     |     |     |      |     |     |     |     |      |                   |     |      |     |     |     |     |     |      |      |      |      | .42   |  |  |
| ASPERMONT      |                   |     |      |     |     |     |      |     |     |     |     |      |                   |     |      |     |     |     |     |     |      |      |      |      | .65   |  |  |
| ATLANTA        | .01               | .49 | .03  | .01 | .11 | .02 |      |     |     |     |     |      |                   |     |      |     |     |     |     |     |      |      |      |      | 1.14  |  |  |
| BALLINGER      |                   |     |      |     |     |     |      |     |     |     |     |      |                   |     |      |     |     |     |     |     |      |      |      |      | .04   |  |  |
| BONHAM         | .01               | .01 | .01  |     |     |     |      |     |     |     |     |      |                   |     |      |     |     |     |     |     |      |      |      |      | .03   |  |  |
| BRENNHAM       | .04               | .52 | .31  | .28 | .19 |     |      |     |     |     |     |      |                   |     |      |     |     |     |     |     |      |      |      |      | 1.34  |  |  |
| BURLESON       | .01               | .01 | .01  |     |     |     |      |     |     |     |     |      |                   |     |      |     |     |     |     |     |      |      |      |      | .02   |  |  |
| CARTHAGE       | .01               | .03 | .03  | .01 | .08 |     |      |     |     |     |     |      |                   |     |      |     |     |     |     |     |      |      |      |      |       |  |  |





# HOURLY PRECIPITATION

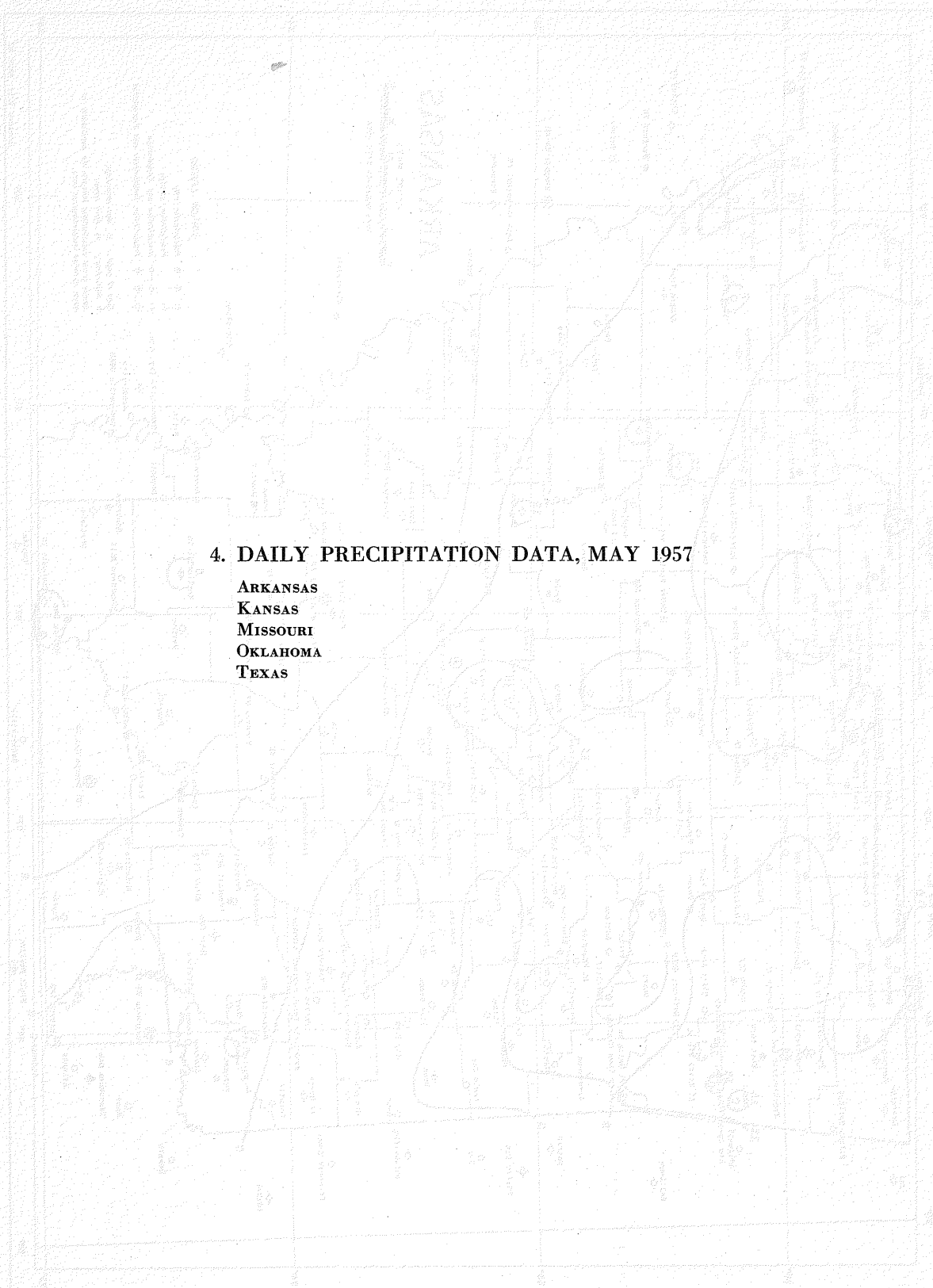
SUPPLEMENTAL DATA  
APRIL 1957

| Station         | A. M. Hour Ending |     |     |     |     |     |     |      |      |     |     |     | P. M. Hour Ending |     |     |     |     |     |     |     |     |     |     |     | Total       |             |             |             |
|-----------------|-------------------|-----|-----|-----|-----|-----|-----|------|------|-----|-----|-----|-------------------|-----|-----|-----|-----|-----|-----|-----|-----|-----|-----|-----|-------------|-------------|-------------|-------------|
|                 | 1                 | 2   | 3   | 4   | 5   | 6   | 7   | 8    | 9    | 10  | 11  | 12  | 1                 | 2   | 3   | 4   | 5   | 6   | 7   | 8   | 9   | 10  | 11  | 12  |             |             |             |             |
| WAXAHACHIE WEST | .02               |     | .05 | .01 |     |     | .05 |      |      |     |     |     |                   |     |     |     |     |     |     |     |     |     |     |     | .05<br>.08  |             |             |             |
| ALBANY          |                   | .01 | .01 | .03 | .03 | .02 | .05 | .01  | .01  |     |     |     |                   |     |     |     |     |     |     |     | .01 | .01 | .01 | .02 | .17<br>.11  |             |             |             |
| ANNONA          |                   |     | .08 | .02 |     | .14 | .01 |      |      |     |     |     |                   |     |     |     |     |     |     | .17 | .17 | .31 | .02 | .01 | .25<br>.68  |             |             |             |
| ASPERMONT       |                   |     |     |     |     |     |     |      |      |     |     |     |                   |     |     |     |     |     |     |     |     |     |     |     | .40<br>1.03 |             |             |             |
| ATLANTA         |                   |     |     |     |     |     |     |      |      |     |     |     |                   |     |     |     |     |     | .01 |     |     | .01 |     | .58 | .01         | .48<br>1.03 |             |             |
| BELLEVEUE       |                   |     |     |     |     | .37 | .03 |      |      |     |     |     |                   |     |     |     |     |     |     |     |     |     |     |     | .08<br>1.03 |             |             |             |
| BONHAM          |                   |     |     |     |     | .01 |     | .01  |      |     |     |     |                   |     |     |     |     |     |     |     |     |     |     |     | .08<br>1.03 |             |             |             |
| BOYD            | .42               | .03 |     |     |     | .01 |     | .01  |      |     |     |     |                   |     |     |     |     |     |     |     |     |     |     |     | .08<br>1.03 |             |             |             |
| BRECKENRIDGE    |                   |     |     |     |     |     |     |      |      |     |     |     | .01               | .03 | .01 | .04 |     |     |     |     |     |     |     | .04 | .01         | .08<br>1.03 |             |             |
| BRENHAM         |                   |     |     |     |     |     |     |      |      |     |     |     |                   |     |     |     |     |     |     |     |     |     |     |     | .08<br>1.03 |             |             |             |
| BRIDGEPORT      |                   |     | .01 | .11 | .02 |     |     |      |      |     |     |     |                   |     |     |     |     |     |     |     |     |     |     |     | .08<br>1.03 |             |             |             |
| BROWNWOOD       |                   |     |     |     |     |     |     |      |      |     |     | .33 | .03               | .02 | .01 | .09 |     |     |     |     |     |     |     |     | .08<br>1.03 |             |             |             |
| BURLESON        | .19               | .01 |     |     |     |     |     |      |      |     |     |     | .01               | .02 |     |     | .68 | .49 | .11 | .04 | .01 | .01 |     | .09 | .08<br>1.03 |             |             |             |
| CARTHAGE        | .02               | .08 | .07 | .06 | .07 | .02 |     |      |      |     |     |     |                   |     |     |     |     |     |     |     | .01 | .04 | .09 | .05 | .02         | .08<br>1.03 |             |             |
| CISCO           |                   |     |     |     |     |     |     |      |      |     |     | .03 | .26               | .32 |     |     |     |     |     |     |     |     |     |     | .08<br>1.03 |             |             |             |
| CLEVELAND       | .01               | .05 | .03 |     | .01 | .01 | .07 | .12  | .09  | .12 | .33 | .40 | .23               | .03 | .03 | .01 | .02 |     |     |     | .01 | .04 | .09 | .05 | .02         | .08<br>1.03 |             |             |
| COOLIDGE        |                   |     |     |     |     |     |     |      |      |     |     | .11 | .08               |     |     |     |     |     |     |     |     |     |     |     | .08<br>1.03 |             |             |             |
| CORSICANA       |                   |     |     |     |     |     |     |      |      |     |     |     |                   |     | .13 | .01 |     |     |     |     | .04 | .15 | .15 | .13 | .02         | .01         | .08<br>1.03 |             |
| CROWELL         |                   | .01 | .01 | .01 |     |     |     |      | .03  | .03 | .05 | .04 | .02               |     |     |     |     |     |     |     |     |     |     |     |             | .08<br>1.03 |             |             |
| FAIRFIELD       |                   |     |     |     |     | .33 | .01 |      | .07  | .03 |     |     |                   |     |     |     |     |     |     |     |     |     |     |     | .08<br>1.03 |             |             |             |
| GATESVILLE      |                   |     |     |     |     |     |     |      |      |     |     |     |                   |     |     |     |     |     |     |     |     |     |     |     | .08<br>1.03 |             |             |             |
| GRAHAM          |                   |     |     |     |     |     |     |      |      |     |     |     |                   |     |     |     |     |     |     |     |     |     |     |     | .08<br>1.03 |             |             |             |
| GRANBURY        | .04               | .01 |     |     |     |     |     |      |      |     |     |     |                   |     |     |     |     |     |     |     |     |     |     |     | .08<br>1.03 |             |             |             |
| GREENVILLE      | .45               | .80 |     | .23 | .01 | .01 |     |      |      |     | .16 |     |                   |     |     |     |     | .51 | .01 | .01 | .04 | .18 | .35 | .01 | .08<br>1.03 |             |             |             |
| ITASCA          |                   |     |     |     |     |     |     |      |      |     |     |     | .02               | .01 |     |     |     |     |     |     |     |     |     |     | .08<br>1.03 |             |             |             |
| JACKSONVILLE    | .03               | .02 | .01 |     | .13 |     | .08 | .35  | 1.14 | .45 | .04 |     | .25               | .06 | .03 | .05 | .41 | .35 | .24 | .07 | .04 |     |     |     | .08<br>1.03 |             |             |             |
| JASPER          | .01               | .01 |     |     |     |     | .01 |      | .01  | .01 |     | .42 |                   |     |     |     |     |     |     |     |     | .18 | .04 | .01 | .08<br>1.03 |             |             |             |
| KEMP            | .01               | .01 |     |     | .05 | .29 | .03 |      |      |     |     |     |                   |     |     |     |     |     |     |     |     |     |     |     | .08<br>1.03 |             |             |             |
| LAKE KICKAPOO   |                   |     |     |     |     |     | .02 | .16  | *    | *   | *   | .30 |                   |     |     |     |     |     |     |     |     |     |     |     | .08<br>1.03 |             |             |             |
| LAMPASAS        |                   |     |     |     | .05 | .20 |     |      |      |     |     |     |                   |     | .10 |     |     | .57 | .11 | .18 | .06 | .01 |     |     | .08<br>1.03 |             |             |             |
| LONGVIEW        |                   | .01 | .04 |     |     |     | .08 | .05  |      |     |     |     |                   |     |     |     | .63 | .15 | .15 | .08 | .03 |     |     | .01 | .08<br>1.03 |             |             |             |
| MARSHALL        |                   |     |     |     |     |     | .09 | .02  |      |     |     |     | .03               | .02 | .05 | .25 | .10 | .04 | .01 |     | .09 | .16 | .02 | .03 | .01         | .08<br>1.03 |             |             |
| MASON           |                   |     |     | .12 | .09 | .05 |     |      | .03  |     |     |     |                   |     |     |     |     |     |     |     |     |     | .01 | .19 | .01         | .08<br>1.03 |             |             |
| MC KINNEY       |                   |     |     |     | .07 | .02 |     |      |      |     |     |     |                   |     |     |     |     |     |     |     |     |     |     |     | .08<br>1.03 |             |             |             |
| NEW BOSTON      | .04               |     |     |     |     |     | .02 | .01  |      |     |     |     |                   |     |     |     |     |     |     |     |     |     |     |     | .08<br>1.03 |             |             |             |
| NOCONA          |                   |     |     |     |     |     |     |      |      |     |     |     |                   |     |     |     |     |     |     |     |     |     |     |     | .08<br>1.03 |             |             |             |
| PARIS           | .02               | .26 | .03 |     |     |     | .01 | .07  | .03  | .15 | .01 |     |                   | .09 | .01 |     |     | .02 |     |     |     |     | .36 | .08 | .08<br>1.03 |             |             |             |
| QUITMAN         |                   |     |     |     |     |     |     |      |      |     |     |     |                   |     |     |     |     |     |     |     | .11 | .08 | *   | *   | .12         | .08<br>1.03 |             |             |
| RUGBY           |                   |     |     |     |     |     |     |      |      |     |     |     |                   |     |     |     |     |     |     |     |     |     |     |     | .08<br>1.03 |             |             |             |
| SAN SABA        |                   |     |     |     |     |     |     |      |      |     |     |     | .02               | .01 |     |     |     |     | .04 | .06 |     |     |     |     | .08<br>1.03 |             |             |             |
| STRAWN          | .01               | .01 |     |     |     |     |     |      |      |     |     |     |                   |     |     |     |     |     |     |     |     |     |     |     | .08<br>1.03 |             |             |             |
| SWEETWATER      | *                 | *   | *   | *   | *   | *   |     | 1.50 |      |     |     |     |                   |     |     |     |     |     |     |     |     |     |     |     | .08<br>1.03 |             |             |             |
| TERRELL         | .02               | .01 |     |     |     |     |     |      |      |     | .04 |     |                   |     |     |     |     |     |     |     |     |     |     |     | .08<br>1.03 |             |             |             |
| TYLER           | .08               | .01 |     | .01 | .01 | .04 | .08 | .06  |      |     |     |     |                   |     |     |     |     |     |     |     |     | .63 | .20 | .01 | .10         | .01         | .01         | .08<br>1.03 |
| WAXAHACHIE      |                   |     |     |     |     |     |     |      |      |     |     | .05 | .03               | .01 |     |     |     |     |     |     | .05 | .03 | .01 |     |             | .08<br>1.03 |             |             |

-30th-

### CORRECTIONS

APRIL 1957, BIG LAKE, 2D HOURLY AMOUNTS SHOULD BE 9 PM .06, DAILY TOTAL SHOULD BE .06.  
 MONTHLY TOTAL SHOULD BE 1.76.  
 BRICE, 2D HOURLY AMOUNTS SHOULD BE 6 PM .04, DAILY TOTAL SHOULD BE .04.  
 MONTHLY TOTAL SHOULD BE 5.88.  
 CRABB 2 W, 3D DELETE PRECIP, HOURLY AMOUNTS SHOULD BE 4 PM .02, 5 PM .03,  
 DAILY TOTAL SHOULD BE .05, MONTHLY TOTAL SHOULD BE 7.03.



**4. DAILY PRECIPITATION DATA, MAY 1957**

**ARKANSAS  
KANSAS  
MISSOURI  
OKLAHOMA  
TEXAS**

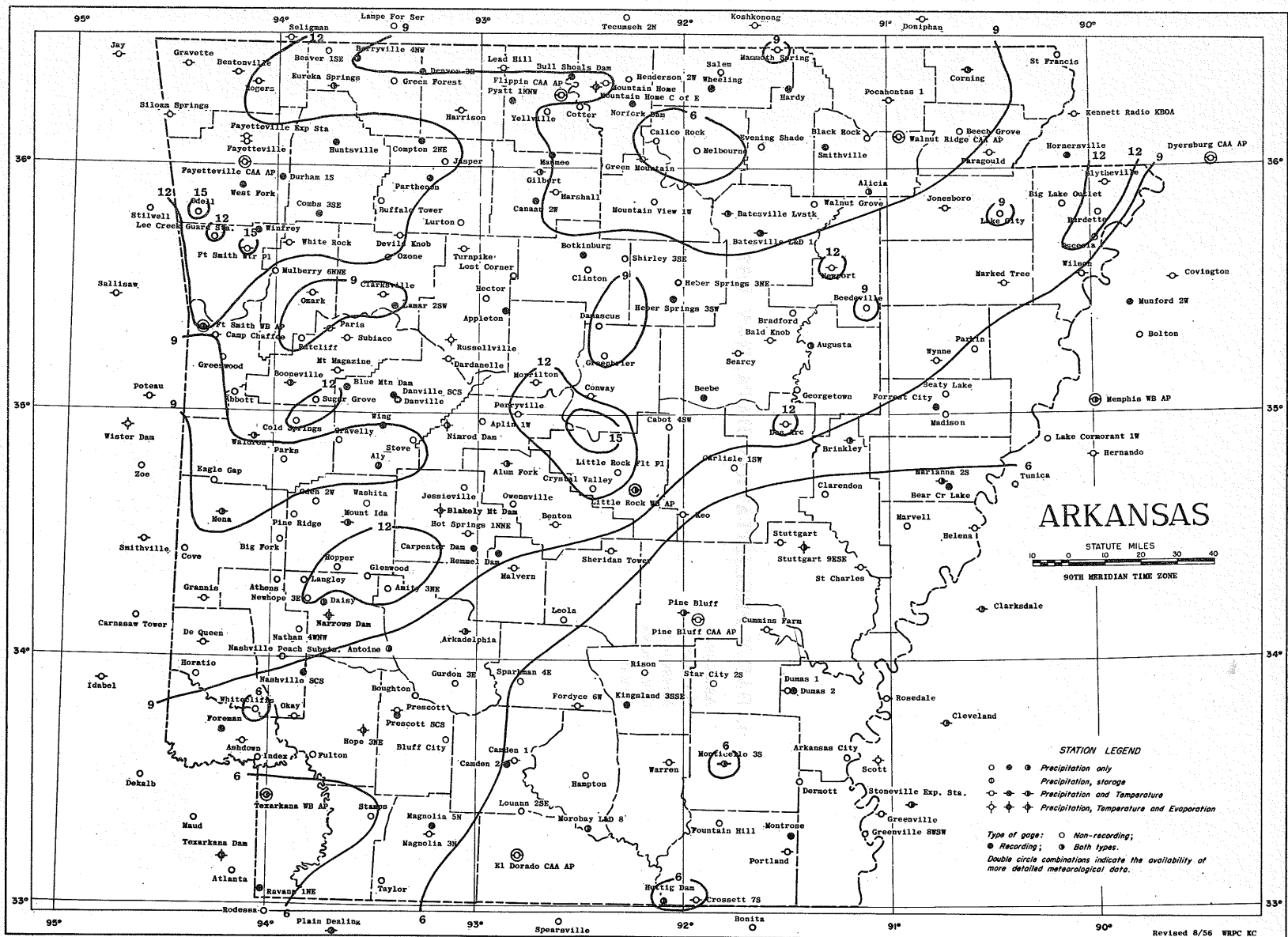


FIGURE V-7.—Location map for precipitation stations in Arkansas with isohyets of total precipitation, May 1957.









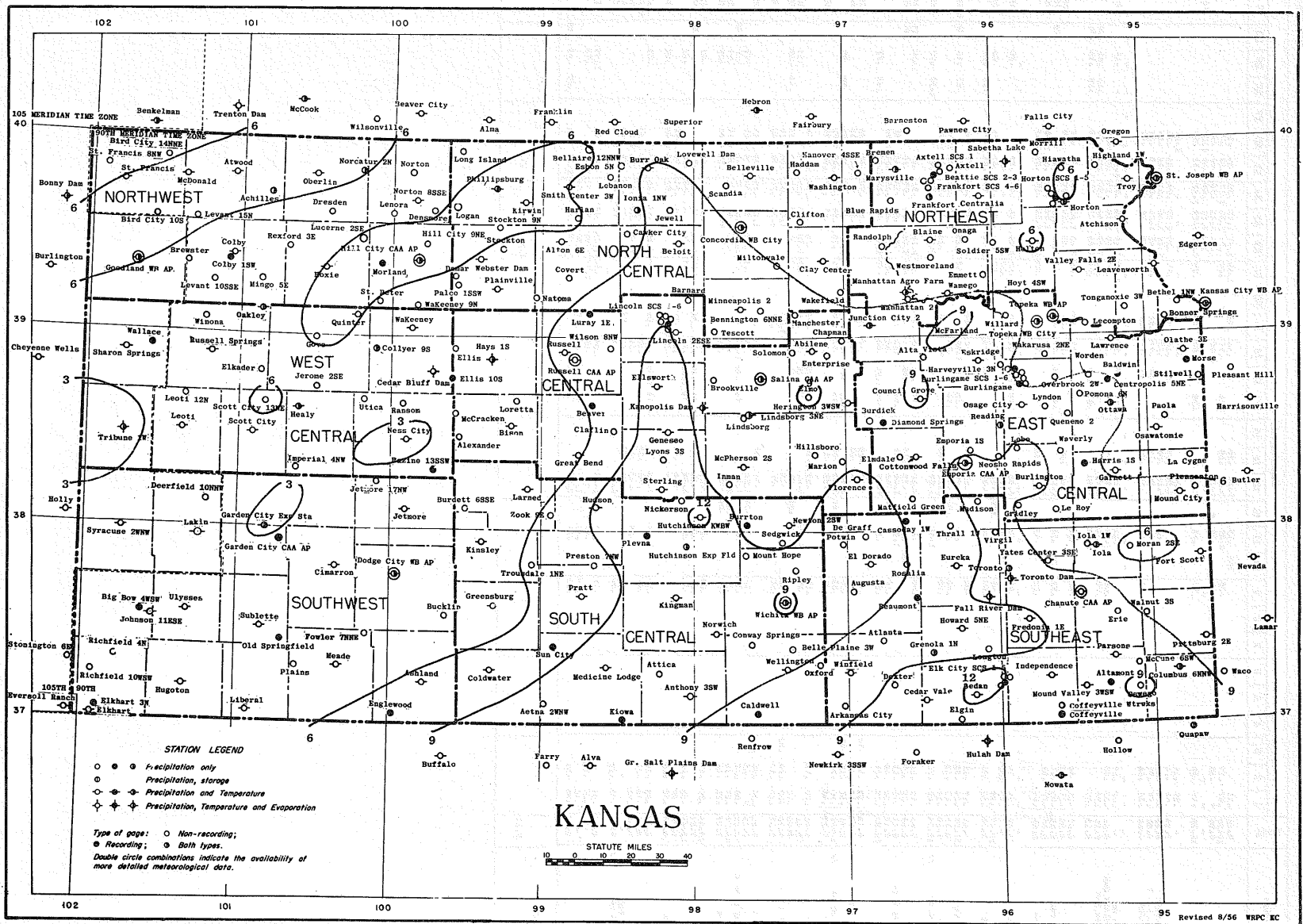


FIGURE V-8:—Location map for precipitation stations in Kansas with isohyets of total precipitation, May 1957.







# DAILY PRECIPITATION

KANSAS  
MAY 1957

| Station            | Pd    | Day of month |      |      |      |      |     |   |      |      |      |      |      |      |       |      |      |     |     |    |      |     |     |     |     |      |      |      |      |      |      |     |     |
|--------------------|-------|--------------|------|------|------|------|-----|---|------|------|------|------|------|------|-------|------|------|-----|-----|----|------|-----|-----|-----|-----|------|------|------|------|------|------|-----|-----|
|                    |       | 1            | 2    | 3    | 4    | 5    | 6   | 7 | 8    | 9    | 10   | 11   | 12   | 13   | 14    | 15   | 16   | 17  | 18  | 19 | 20   | 21  | 22  | 23  | 24  | 25   | 26   | 27   | 28   | 29   | 30   | 31  |     |
| OSAWATOMIE         | 4.98  |              | .08  |      |      |      |     |   | .11  | .10  | T    | .15  | .36  | .42  |       | .37  | .86  |     | .10 |    |      |     |     |     |     | .62  |      | .96  |      |      | .69  | .14 | .02 |
| OSWEGO             | 7.52  | .03          | .11  |      |      |      |     |   | .07  | .05  | .02  | .30  | .43  | .37  |       | 1.06 | .17  | .27 | .29 |    |      |     |     |     |     | 1.50 | 1.74 |      |      |      | .54  | .57 |     |
| OTTAWA             | 6.82  |              | .05  |      |      |      |     |   | .24  | .10  |      | 1.50 | .70  | .11  |       | .60  | 2.55 | T   | .03 |    |      |     |     |     | .61 | .27  | .49  |      |      | .58  | .30  |     |     |
| OVERBROOK 2 W      | 5.42  | .18          | .01  | .07  | T    |      |     |   | .13  | .24  | T    | .55  | .39  | .03  |       | .45  | 2.09 | T   |     |    |      |     |     |     | .46 | .25  | .04  | .25  |      | .16  | .37  |     |     |
| OXFORD             | 7.43  | .33          | .25  | .20  | .10  |      |     |   | .75  | T    | .35  | .77  |      |      |       | 1.63 | .62  | .12 | T   |    |      |     |     |     |     | .25  | .04  | 1.30 |      | .13  | .63  |     |     |
| PALCO 1 SSW        | 5.59  |              | .19  | .33  |      |      |     |   | .42  |      |      | .29  |      | .79  | .59   |      | 1.93 | .05 |     |    |      |     |     |     |     |      |      |      | .29  | .71  |      |     |     |
| PAOLA              | 4.28  |              | .12  |      |      |      |     |   | .15  | T    | .16  |      | .36  |      | .29   | .83  | .05  | .11 |     |    |      |     |     |     |     | .55  | .73  |      | .64  | .10  | .06  |     |     |
| PARSONS            | 10.90 | .15          | .04  | T    |      |      |     |   | .03  | .32  | .30  | .05  | 1.17 |      | .60   | 2.65 | .50  |     |     |    | .02  | .89 | T   |     |     | .25  | 2.25 |      | 1.93 | .02  |      |     |     |
| PHILLIPSBURG       | 6.83  | .05          | .05  | .07  | T    |      |     |   | 1.27 | .34  |      | .93  | .03  |      | 1.20  | .19  |      |     |     |    |      |     |     |     |     | .36  | .20  |      | .04  | 1.93 | .20  |     |     |
| PITTSBURG 2 E      | 8.71  |              | .09  |      |      |      |     |   | .35  | .05  | .27  | .12  | .23  |      | .56   | 1.71 | .20  | .05 |     |    |      |     |     |     | .45 | 1.36 | 1.87 |      | .90  | .50  |      |     |     |
| PLAINS             | 4.53  | .06          | .92  | .60  | .04  |      |     |   | T    |      |      | .08  |      | .79  | .30   |      | 1.47 |     |     |    |      |     |     |     |     | .61  | .04  |      | .10  | .87  | .56  |     |     |
| PLAINVILLE         | 5.87  | .08          | .01  | .52  | .13  |      |     |   | .09  | .25  | .19  | .38  |      | .75  | .30   |      | 2.31 |     |     |    |      |     |     |     |     |      |      |      | .10  | .25  | .24  | .61 |     |
| PLEASANTON         | 6.33  | T            | .10  | T    |      |      |     |   | .33  | T    | .17  | .04  | .12  |      | .55   | 2.34 | .15  | .10 |     |    | .08  |     |     |     | .10 | .41  | 1.25 |      | .25  | .44  |      |     |     |
| POHONA 6 N         | 6.20  | .09          | .04  | .05  | .02  |      |     |   | .33  | .09  | .05  | .64  | .68  | .08  |       | .45  | 2.20 | T   | .02 |    |      |     |     | .60 | .10 | .41  | .47  |      | .35  |      |      |     |     |
| POTWIN             | 9.25  | .07          | .30  | .74  | .02  |      |     |   | .87  | .75  |      | .09  | .05  |      | 2.19  | 1.23 | .15  |     |     |    |      |     |     | .74 | .10 |      |      | .47  | .16  | 1.22 |      |     |     |
| PRATT              | 6.26  | .02          | .16  | .21  | 1.20 |      |     |   | .01  | .39  | T    | 1.25 | .07  | .10  |       | 1.46 | .35  |     |     |    |      |     |     |     |     |      |      |      |      |      |      |     |     |
| PRESTON 7 NW       | 8.17  | .08          | .38  | .30  | .54  |      |     |   | T    | .56  | 1.05 | .54  | .11  |      | 1.46  | .34  |      |     |     |    |      |     |     |     |     |      |      |      |      |      |      |     |     |
| QUENEHO NO 2       | 7.59  | .20          | .04  |      |      |      |     |   | .29  | .13  | .06  | .61  | .02  |      | .67   | 2.15 |      |     |     |    | 1.59 |     |     |     |     | .19  | .63  |      | T    | 1.23 | .49  |     |     |
| QUINTER            | 6.99  | .07          | 1.23 | .81  | .61  |      |     |   | T    | .57  | .14  |      | .13  | .63  | 1.63  | .14  |      |     |     |    | .03  |     |     |     |     |      |      | .98  | .22  | .74  | .04  |     |     |
| RANDOLPH           | 4.69  |              | .21  |      |      |      |     |   | .27  | .09  | T    | .40  |      |      | .34   | .59  |      |     |     |    |      |     |     |     |     |      |      |      | .19  | .92  |      |     |     |
| RANSOM             | 5.77  | .20          | .67  |      |      |      |     |   | .10  |      | .12  | .09  | .25  | .10  |       | 1.76 |      |     |     |    |      |     |     |     |     |      |      |      |      |      |      |     |     |
| READING            | 8.04  | .21          | .07  | .04  |      |      |     |   | .10  | .41  | T    | .63  | .23  | .02  |       | .70  | 2.48 | .06 |     |    |      |     |     |     | .34 | .11  | .18  | .04  | 1.74 | 1.02 | 1.27 | .42 |     |
| REXFORD 3 E        | 4.23  | T            | .10  | .42  | .15  |      |     |   | .36  | T    | .63  |      | .36  | .32  |       | 1.60 | .52  |     |     |    |      |     |     |     |     |      |      |      | .32  | .03  | .08  |     |     |
| RICHFIELD 4 N      | 3.66  |              | .90  | .12  | .06  |      |     |   | .30  |      |      |      |      |      | 2.00  |      |      |     |     |    |      |     |     |     |     |      |      | .25  | .37  |      |      |     |     |
| RICHFIELD 10 WSW   | 3.09  |              | .12  | .13  | .03  |      |     |   | .74  |      |      |      |      |      | 1.37  |      |      |     |     |    |      |     |     |     |     |      |      | .11  | .02  | .37  | .20  |     |     |
| RIPLEY             |       | .33          | .27  | .26  | .07  |      |     |   | .72  | T    | .40  | 1.16 | .07  |      | 2.48  | 1.22 | .26  | .01 |     |    | .27  | T   | .10 |     |     |      |      |      |      |      |      |     |     |
| ROSALIA            | 10.80 | .05          | .22  | .32  |      |      |     |   | .85  | .50  | T    | .10  | .74  |      | 1.56  | 4.75 | T    | T   |     |    |      |     |     |     |     |      |      |      |      |      |      |     |     |
| RUSSELL            | 7.12  | .11          | .21  | .59  | .39  |      |     |   | T    | .36  |      | .60  |      | .92  | .21   | 1.59 | .04  |     |     |    |      |     |     |     |     |      |      |      | .09  | .03  | .48  | .04 | .66 |
| RUSSELL CAA AP     | 7.46  | .28          | .31  | .52  |      |      |     |   | .03  | T    | .68  | .67  | .85  | .44  | 1.13  | 1.24 |      |     |     |    |      |     |     |     |     |      |      |      | .61  | .04  | .41  | .46 | .52 |
| RUSSELL SPRINGS    | 4.44  | T            | .34  | .05  |      |      |     |   | .87  | .09  | T    | .07  | T    | .17  | 1.48  |      |      |     |     |    |      |     |     |     |     |      |      |      | .40  | .67  | .09  | .45 |     |
| SABETHA LAKE       | 4.69  |              | T    |      |      |      |     |   | T    | .96  | T    | .67  | .35  | .29  |       | .82  |      |     |     |    | .06  |     |     |     |     |      |      |      | .03  | T    | .30  |     |     |
| SAINT FRANCIS      | 6.02  |              | .01  | .12  | .05  |      |     |   | .15  | .51  | T    | 1.25 | .27  | .14  | .32   | .99  | .42  |     |     |    |      |     |     |     |     |      |      |      |      |      |      |     |     |
| SAINT FRANCIS 8 NW | 4.96  |              | T    | .06  | .04  |      |     |   | .35  | .67  | T    | .60  | .34  | 1.20 | .50   | .97  | .37  |     |     |    | .18  | T   | .04 | .10 | .39 |      |      |      | .18  | .29  | T    |     |     |
| ST PETER           | 5.42  |              | .40  | .49  | .48  |      |     |   | .07  | .05  | .47  | .18  | .74  | .03  | 1.55  | 1.05 |      |     |     |    |      |     |     |     |     |      |      |      |      |      |      |     |     |
| SALINA CAA AP      | 7.63  |              | .34  | .45  | T    |      |     |   | .37  | .05  | .47  | .18  | .74  | .03  | 1.55  | 1.05 |      |     |     |    |      |     |     |     |     |      |      |      |      |      |      |     |     |
| SCANDIA            | 5.74  |              | .36  | .07  |      |      |     |   | .51  | .78  | .78  | .78  | .86  | .03  | .73   | .41  |      |     |     |    |      |     |     |     |     |      |      |      |      |      |      |     |     |
| SCOTT CITY         | 4.42  |              | .10  | 1.65 | .36  |      |     |   | T    | .18  |      |      |      |      | 1.38  | .57  |      |     |     |    |      |     |     |     |     |      |      |      |      |      |      |     |     |
| SCOTT CITY 13 NE   | 6.47  |              | .20  | 1.10 |      |      |     |   | .35  | .14  |      | .14  |      |      | 1.65  | 1.05 |      |     |     |    |      |     |     |     |     |      |      |      |      |      |      |     |     |
| SEDAN              | 12.72 | 1.61         | .15  | .07  |      |      |     |   | .72  | .79  | .34  | .67  | .42  |      | 1.96  | 1.52 |      |     |     |    |      |     |     |     |     |      |      |      |      |      |      |     |     |
| SEDMICK            | 8.83  | .61          | .38  | .12  | .18  |      |     |   | .95  | .88  | .92  | .02  |      |      | 2.07  | 1.95 | .04  | .75 |     |    |      |     |     |     |     |      |      |      |      |      |      |     |     |
| SHARON SPRINGS     | 3.23  |              | .31  | .14  | .10  | T    |     |   | .32  | .05  | .08  | T    | .09  | .10  | 1.20  |      |      |     |     |    |      |     |     |     |     |      |      |      |      |      |      |     |     |
| SMITH CENTER 3 W   | 5.25  | .10          | .60  | .11  |      |      |     |   | 1.23 | .30  | .06  | 1.42 | .08  | .82  | .37   |      |      |     |     |    |      |     |     |     |     |      |      |      |      |      |      |     |     |
| SOLDIER 5 SW       | 5.13  |              | .34  |      |      |      |     |   | T    | .44  | 1.00 |      | .34  |      | 2.22  | 1.25 |      |     |     |    |      |     |     |     |     |      |      |      |      |      |      |     |     |
| SOLOMON            | 7.68  | .35          |      |      |      |      |     |   | T    | .64  | .47  | .28  | .39  | .44  | 1.23  | .31  |      |     |     |    |      |     |     |     |     |      |      |      |      |      |      |     |     |
| STERLING           | 10.18 | .62          | .80  | .45  |      |      |     |   | 1.98 | .11  | .64  | .07  | .90  |      | .85   | 1.74 |      |     |     |    |      |     |     |     |     |      |      |      |      |      |      |     |     |
| STILWELL           | 4.66  |              | .07  | T    | .39  |      |     |   | .52  | .07  | T    | .39  | T    | .42  |       | T    | 1.48 | T   | .18 |    |      |     |     |     |     |      |      |      |      |      |      |     |     |
| STOCKTON           | 5.26  | .05          | .04  | .22  | .06  |      |     |   | 1.06 | T    | .36  |      | .58  | .30  | 1.75  | .11  |      |     |     |    |      |     |     |     |     |      |      |      |      |      |      |     |     |
| STOCKTON 9 N       | 5.11  |              | .55  | .15  |      |      |     |   | .52  | .04  | .04  | .32  | .34  | .46  | 1.37  |      |      |     |     |    |      |     |     |     |     |      |      |      |      |      |      |     |     |
| SUBLEYTE           | 3.88  |              | .15  | .64  | .34  |      |     |   | .07  | .18  | .09  | .09  |      | .03  | .86   |      |      |     |     |    |      |     |     |     |     |      |      |      |      |      |      |     |     |
| SYRACUSE 2 WNW     | 5.16  |              | .10  | .50  | .10  |      |     |   | .18  | .09  | .09  |      | .03  |      | 1.05  | .25  |      |     |     |    |      |     |     |     |     |      |      |      |      |      |      |     |     |
| TESSCOTT           | 8.06  |              | .09  | .66  | .13  |      |     |   | .28  |      | .72  | .52  | .75  | .03  | 1.28  | .47  |      |     |     |    |      |     |     |     |     |      |      |      |      |      |      |     |     |
| THAYER             | 9.52  |              | .10  |      | .04  |      |     |   | .34  | .31  | .75  | .28  | .13  |      | 1.10  | 1.07 | .25  | .13 |     |    | .12  |     |     |     |     |      |      |      |      |      |      |     |     |
| THRALL 1 W         | 8.45  |              | .24  | .21  |      |      |     |   | .21  | .52  | .02  | .52  |      |      | 1.25  | 1.97 |      |     |     |    |      |     |     |     |     |      |      |      |      |      |      |     |     |
| TONGANOXIE 3 W     | 5.48  |              | T    | .04  |      |      |     |   | T    | T    | .62  | 1.03 | .22  |      | 2.26  | 1.74 |      |     |     |    |      |     |     |     |     |      |      |      |      |      |      |     |     |
| TOPEKA NB AP       | 4.18  |              | T    | .08  |      |      |     |   | .17  | .08  | T    | .72  | .98  | T    | 1.64  | T    | .01  |     |     |    |      |     |     |     |     |      |      |      |      |      |      |     |     |
| TOPEKA WB CITY     | 4.30  |              | T    | .04  |      |      |     |   | .26  | .06  | T    | .89  | .68  |      | 1.11  | 1.84 | T    | .03 |     |    |      |     |     |     |     |      |      |      |      |      |      |     |     |
| TORONTO            | 12.44 | .58          | .36  |      |      |      |     |   | .24  | .38  | .02  | .11  | .29  | T    | 1.52  | 4.37 | .20  |     |     |    |      |     |     |     |     |      |      |      |      |      |      |     |     |
| TORONTO DAM        | 10.48 | .06          | .22  | .02  |      |      |     |   | .87  | .39  | .01  | .35  | .01  |      | 1.39  | 2.40 | .24  |     |     |    |      |     |     |     |     |      |      |      |      |      |      |     |     |
| TRIBUTINE 1 W      | 2.12  |              | .16  | .13  |      |      |     |   | T    | .26  | T    | .05  | .02  |      | .83   | .30  |      |     |     |    |      |     |     |     |     |      |      |      |      |      |      |     |     |
| TROUSDALE 1 NE     | 6.42  | .07          | .30  | .33  | .46  |      |     |   | .06  | 1.04 | .73  | .10  | .29  |      | 1.61  | .16  |      |     |     |    |      |     |     |     |     |      |      |      |      |      |      |     |     |
| TROY               | 4.45  |              | .04  | .01  | .96  | 1.15 | .01 |   | .04  | .04  | .01  | .96  | 1.15 | .01  | 1.11  | .02  | .01  |     |     |    | .52  |     |     |     |     |      |      |      |      |      |      |     |     |
| ULYSSES            | 5.20  | .04          | .37  | .10  | .02  |      |     |   | 1.88 | .11  | .07  |      |      | .13  | .99   |      |      |     |     |    |      |     |     |     |     |      |      |      |      |      |      |     |     |
| UTICA              | 4.26  | .25          | .16  | .76  | .09  |      |     |   | .03  | .03  | .12  | .68  | .80  |      | 1.24  |      |      |     |     |    |      |     |     |     |     |      |      |      |      |      |      |     |     |
| VALLEY FALLS 2 E   | 4.76  | .04          |      |      |      |      |     |   | .09  | .09  | T    | .72  | .96  | .12  | .04</ |      |      |     |     |    |      |     |     |     |     |      |      |      |      |      |      |     |     |



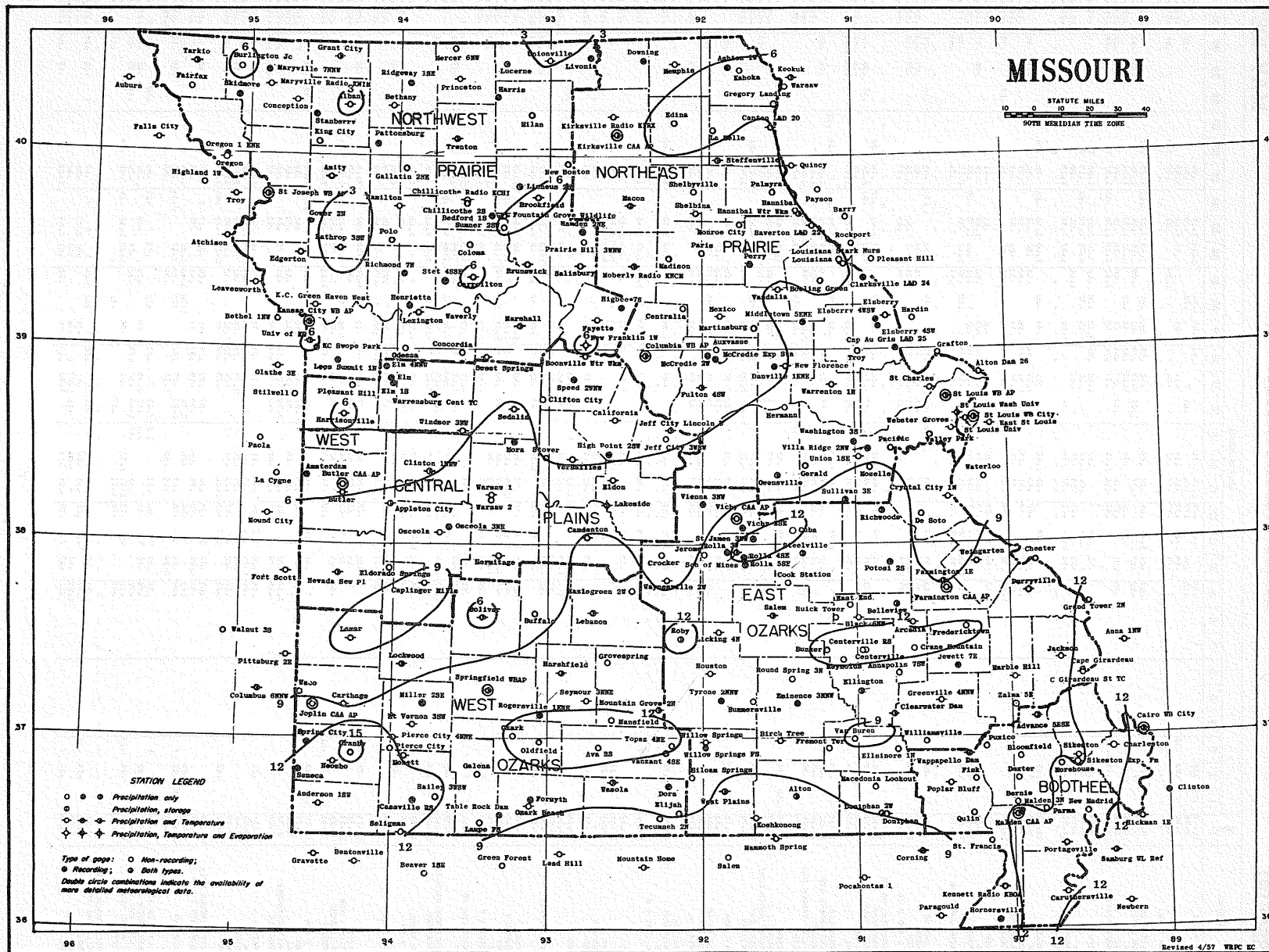


FIGURE V-9.—Location map for precipitation stations in Missouri with isohyets of total precipitation, May 1957.









# DAILY PRECIPITATION

MISSOURI  
MAY 1957

| Station                | Total | Day of month |     |   |   |   |   |   |      |      |     |      |      |    |     |      |      |      |     |      |      |      |      |      |      |      |    |    |    |     |      |     |     |     |  |
|------------------------|-------|--------------|-----|---|---|---|---|---|------|------|-----|------|------|----|-----|------|------|------|-----|------|------|------|------|------|------|------|----|----|----|-----|------|-----|-----|-----|--|
|                        |       | 1            | 2   | 3 | 4 | 5 | 6 | 7 | 8    | 9    | 10  | 11   | 12   | 13 | 14  | 15   | 16   | 17   | 18  | 19   | 20   | 21   | 22   | 23   | 24   | 25   | 26 | 27 | 28 | 29  | 30   | 31  |     |     |  |
| SPEED 2 NW             | 5.07  |              |     |   |   |   |   |   |      | .56  |     |      | .77  |    |     | 1.80 |      | .18  |     | .25  | .15  | .42  |      | .50  | 1.10 |      |    |    |    |     |      |     | .24 |     |  |
| SPRING CITY            | 13.16 | .15          | .04 |   |   |   |   |   | .42  | .04  | .43 | .05  | .63  |    |     | 1.30 | .03  | .82  |     | 1.02 | .40  | 1.92 | .03  | 1.10 | 1.01 |      |    |    |    |     | 1.20 | .11 | .46 |     |  |
| SPRINGFIELD WB AP //   | 10.54 |              | .25 |   |   |   |   |   | .43  | .24  | .06 | .01  | .96  |    | .27 | .67  | .06  | .92  |     | 1.04 | 1.21 | 2.60 | .02  | .36  | 1.96 |      |    |    |    |     | .03  | .43 |     |     |  |
| STANBERRY              | 2.70  |              |     |   |   |   |   |   |      | .05  | .67 | .54  |      |    |     | .60  |      |      |     |      | .40  |      | .13  | .35  |      |      |    |    |    |     |      |     | .05 |     |  |
| STEELVILLE             | 9.77  |              |     |   |   |   |   |   | .12  | 1.06 | .06 | .36  |      |    |     | .30  | 2.14 | .70  |     | .20  |      | 1.71 | 1.16 | .15  | 1.11 |      |    |    |    |     | .02  | .68 |     |     |  |
| STEFFENVILLE           | 5.44  |              |     |   |   |   |   |   | 1.34 | .02  | .42 | .26  |      |    |     | 1.72 |      | .12  |     | .08  |      | .04  |      | 1.20 |      |      |    |    |    |     | .22  | .10 |     |     |  |
| STET & SSE             | -     |              |     |   |   |   |   |   | .55  |      | .18 | .60  |      |    |     | 4.60 |      |      |     |      |      | .15  | .10  | .40  |      |      |    |    |    | .12 | .10  |     | .73 |     |  |
| SULLIVAN 3 E           | 8.30  |              |     |   |   |   |   |   | .47  | .04  |     | .25  |      |    |     | .78  | 1.32 | .47  |     | .17  |      | 2.03 | .85  | .13  | .71  |      |    |    |    |     | .11  | .10 | .37 |     |  |
| TABLE ROCK DAM         | 9.52  | .05          |     |   |   |   |   |   |      |      | .39 |      |      |    |     | 1.13 | 1.20 | .41  |     | *    |      | 2.35 | 1.61 | .10  | .23  | 1.27 |    |    |    |     | .11  | .03 | .01 |     |  |
| TARKIO                 | 4.82  |              |     |   |   |   |   |   | .12  | 1.10 | .64 | 1.07 | .06  |    |     | .44  |      |      |     |      |      |      | .75  |      |      |      |    |    |    |     |      |     |     |     |  |
| TRENTON                | 4.80  |              |     |   |   |   |   |   | .61  | .43  |     | .73  | .95  |    |     | 1.02 |      | .03  |     | .85  |      | .05  | .05  | .05  |      |      |    |    |    |     |      | .40 | .03 |     |  |
| TYRONE 2 NW            | 11.90 | .05          |     |   |   |   |   |   | .13  | .08  | .18 | .70  |      |    |     | .03  | 1.05 | 3.08 |     |      |      | 1.81 | 1.59 | .57  | 1.76 |      |    |    |    |     |      | .27 | .50 |     |  |
| VICHY 2 SE             | 11.99 |              |     |   |   |   |   |   | .23  | .03  |     | .39  |      |    |     | .43  | .55  | .25  |     |      |      | 2.26 | 2.20 | .78  |      |      |    |    |    |     |      | .10 | .47 | .38 |  |
| VIENNA 3 NW            | 6.66  |              |     |   |   |   |   |   | .30  | .20  |     | .20  |      |    |     | .70  | 2.03 | .77  | .14 | .02  |      | 1.12 | 2.45 | .74  |      |      |    |    |    |     |      |     |     | .18 |  |
| VILLA RIDGE 2 NW       |       |              |     |   |   |   |   |   | .21  | .10  |     |      |      |    |     | .20  | 1.00 | .30  | .15 |      |      | 2.34 | 1.66 | .09  | .43  |      |    |    |    |     |      |     |     |     |  |
| WAPPAPELLO DAM         | 10.34 |              |     |   |   |   |   |   | 1.14 | .05  | .06 | 1.45 | .20  |    |     | .65  | .93  | .59  |     |      |      | 1.56 | 2.36 | .76  | .03  | .56  |    |    |    |     |      |     |     |     |  |
| WARRENSBURG            | 3.57  |              |     |   |   |   |   |   | .08  |      |     | .63  |      |    |     | 1.17 |      | .15  |     | .02  |      | .30  | .30  | .32  | .40  |      |    |    |    | .44 | .06  |     |     |     |  |
| WASHINGTON 3 S         | 4.49  |              |     |   |   |   |   |   | .17  | .15  |     | .05  |      |    |     | .03  | .27  |      | .23 |      | 1.48 | 1.40 | .04  | .46  |      |      |    |    |    |     |      |     | .23 |     |  |
| WASOLA                 | 11.30 | .18          | .05 |   |   |   |   |   | .10  | .25  | .15 | .02  | 1.39 |    |     | .10  | .79  | 1.42 |     | .06  |      | 2.38 | .93  | .46  | .40  | 1.37 |    |    |    |     |      | .64 | .87 |     |  |
| WEST PLAINS            | 6.30  | .16          | .06 |   |   |   |   |   | .20  | .30  | .10 | .98  |      |    |     | .06  | .45  | .86  | .06 |      |      | .10  | 1.50 | .51  | .66  |      |    |    |    |     |      | .15 | .15 |     |  |
| WILLOW SPRINGS FOR SER | 9.94  | .04          | .34 |   |   |   |   |   | .11  | .06  | .18 | .86  |      |    |     | .74  | 1.41 |      |     |      |      | 2.49 | 1.49 | .51  | .86  |      |    |    |    |     | .09  | .76 |     |     |  |

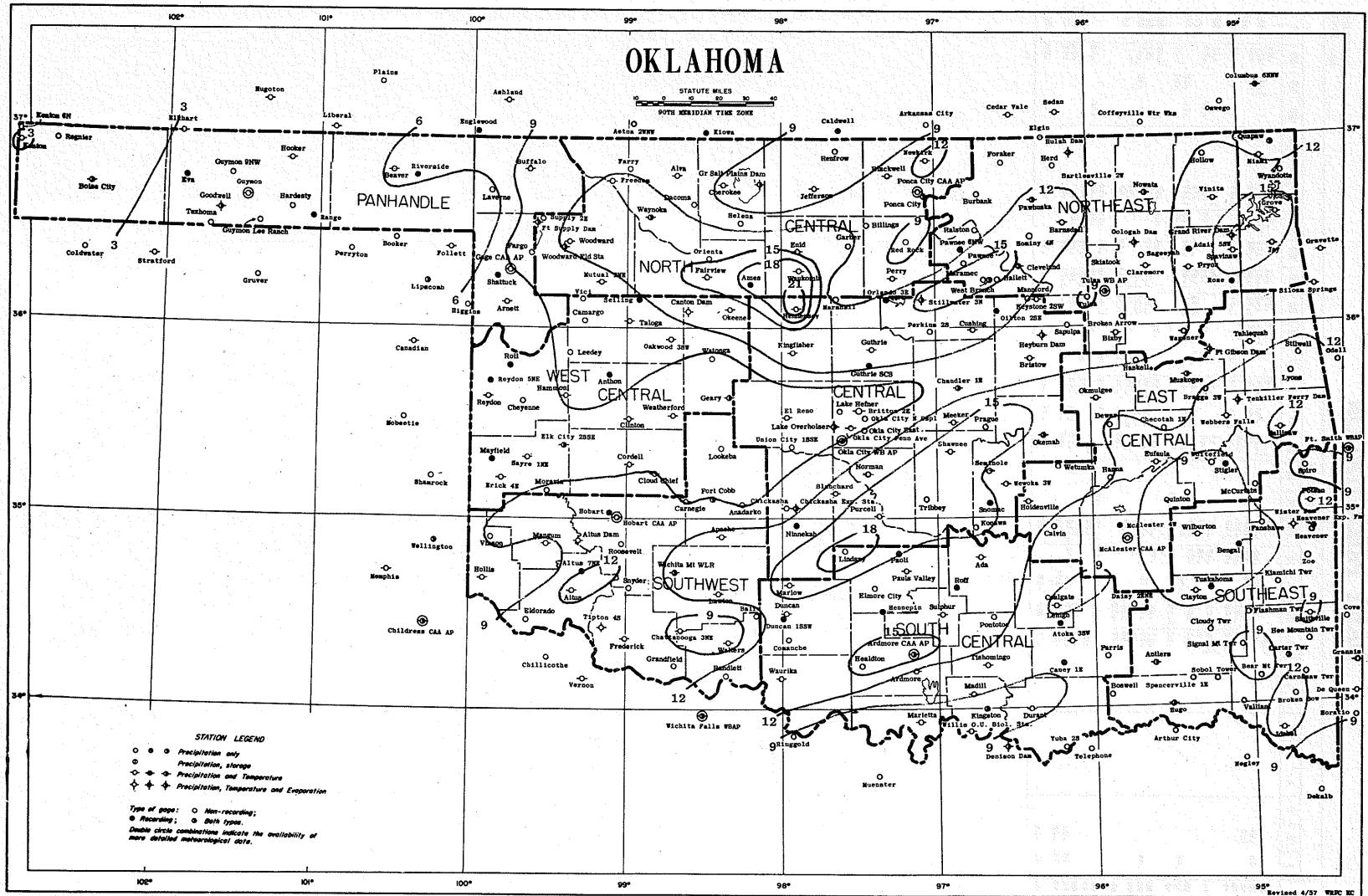


FIGURE V-10.—Location map for precipitation stations in Oklahoma with isohyets of total precipitation, May 1957.

OKLAHOMA

DAILY PRECIPITATION

MAY 1957

| Station               | Total | Day of month |      |      |      |     |   |   |   |      |      |      |      |      |      |      |      |      |      |      |      |     |     |      |      |      |      |      |      |      |      |      |      |      |      |     |
|-----------------------|-------|--------------|------|------|------|-----|---|---|---|------|------|------|------|------|------|------|------|------|------|------|------|-----|-----|------|------|------|------|------|------|------|------|------|------|------|------|-----|
|                       |       | 1            | 2    | 3    | 4    | 5   | 6 | 7 | 8 | 9    | 10   | 11   | 12   | 13   | 14   | 15   | 16   | 17   | 18   | 19   | 20   | 21  | 22  | 23   | 24   | 25   | 26   | 27   | 28   | 29   | 30   | 31   |      |      |      |     |
| ADA                   | 14.61 | .08          | .11  | .10  | .15  | .02 |   |   |   | .11  | .16  | .13  | .10  | .67  |      | .77  | 4.40 | .06  |      |      |      |     |     | 4.95 | .19  | 1.05 | .55  |      |      |      |      | .14  | .87  |      |      |     |
| ALTUS                 | 12.21 | .39          | .56  | .29  | 1.54 | .24 |   |   |   | 1.23 | .40  | .61  | 1.12 |      |      |      | 3.38 |      |      |      |      |     | .67 | .04  | .48  |      |      |      |      |      | 1.26 |      |      |      |      |     |
| ALTUS DAM             | 9.42  | .21          | .77  | .40  | 2.10 | .28 |   |   |   | 1.01 | .60  | .43  | .60  |      |      |      | 1.80 |      |      |      |      |     | .70 | .05  | .47  |      |      |      |      |      | 1.20 |      |      |      |      |     |
| ALVA                  | 11.64 | .61          | .83  | .41  |      |     |   |   |   | .91  | .13  | .37  | 1.38 |      |      |      | 4.23 | .26  | .45  |      |      |     |     | .06  | .65  | 1.80 |      |      |      |      |      | .20  |      |      |      |     |
| ANADARKO              | 7.90  | .27          | .37  | .16  | .47  | .15 |   |   |   | .61  | .04  | .47  | .19  |      |      |      | 1.62 |      |      |      |      |     |     | .82  | .26  | 1.56 |      |      |      |      |      | .91  |      |      |      |     |
| ANTLERS               | -     | -            | -    | -    | -    | -   |   |   |   | -    | -    | -    | -    |      |      |      | -    |      |      |      |      |     | -   | -    | -    |      |      |      |      |      | -    |      |      |      |      |     |
| APACHE                | 12.74 | .17          | .94  | 1.08 | .72  |     |   |   |   | .12  | .83  | T    | .60  | .46  |      |      |      | 1.73 | 1.28 |      |      |     |     | .51  | .12  | .93  | 2.68 |      |      |      |      |      | 1.52 |      |      |     |
| ARDMORE               | 11.64 | .08          | .28  | 1.12 | .65  |     |   |   |   | .02  | .28  | .47  | T    | .01  |      |      |      | .04  | 1.53 | 1.87 |      |     |     |      | .52  | .52  | .68  | 1.25 |      |      |      |      |      | .78  |      |     |
| ARDMORE CAA AP        | 17.20 | .38          | .30  | .69  | .04  |     |   |   |   | .29  | .31  | .03  | .88  |      |      |      | 6.63 | 2.25 | .82  |      |      |     |     |      |      | 1.10 |      |      |      |      |      | .43  |      |      |      |     |
| ARNETT                | 6.92  | .26          | .46  | 1.45 | .35  |     |   |   |   | .55  | .63  | .20  | .13  | .89  |      |      |      |      |      |      |      |     |     |      |      |      |      |      |      |      |      |      |      |      |      |     |
| ATOKA 3 SW            | 10.05 | .95          | .20  | .80  | .30  |     |   |   |   |      | *    | *    | .55  | .80  |      |      |      | 1.00 | .75  |      |      |     |     |      |      | 1.90 | 1.50 | 1.30 |      |      |      |      |      | .    |      |     |
| BAIRD                 | 9.68  | .10          | .44  | .77  | 1.25 |     |   |   |   | .20  | .78  |      | .73  |      |      |      | 2.81 |      |      |      |      |     |     | .95  | .07  | .53  |      |      |      |      |      | 1.05 |      |      |      |     |
| BARNSDALL             | 14.99 | 1.15         | .22  | .21  |      |     |   |   |   | 1.10 | T    | .14  | .95  | .25  | .18  |      |      |      | 1.88 | 2.18 | .48  |     |     |      | 1.34 | 2.41 |      |      |      |      |      | .47  |      |      |      |     |
| BARTLESVILLE 2 W      | 10.24 | .90          | .08  | .29  |      |     |   |   |   | .71  | .14  | .80  | .51  |      |      |      | 1.80 | .20  | .28  |      |      |     |     |      | .94  | 2.00 |      |      |      |      |      | .72  |      |      |      |     |
| BEAR MOUNTAIN TOWER   | 6.65  | .59          | .58  | .27  | .07  |     |   |   |   | .04  |      |      | 1.34 | .82  |      |      |      |      |      |      |      |     |     |      |      |      | 1.24 | 1.65 |      |      |      |      |      | .    |      |     |
| BEAVER                | 6.52  | .05          | 1.19 | 1.01 | .18  |     |   |   |   |      | .05  | .41  | .36  |      |      |      | 1.14 |      |      |      |      |     |     | .04  | .70  |      |      |      |      |      | 1.20 | .19  |      |      |      |     |
| BILLINGS              | 11.68 | .80          | .24  | .13  |      |     |   |   |   | T    | .26  | .45  | .14  |      |      |      | 4.84 | .15  |      |      |      |     |     | 1.78 | .61  | .25  |      |      |      |      |      | .64  |      |      |      |     |
| BIXBY                 | 9.50  | .03          | .44  | .01  |      |     |   |   |   |      | .46  |      | 1.02 |      |      |      | 3.02 | 2.18 | 1.49 |      |      |     |     | .50  | 1.24 | .02  | .42  | 2.14 |      |      |      |      |      | .12  |      |     |
| BLACKWELL             | 10.26 | .03          | .08  | .35  | .11  |     |   |   |   |      | .16  | .70  | .48  |      |      |      | 3.02 | .02  | .06  |      |      |     |     | .04  | 2.04 | .20  | 2.04 |      |      |      |      |      | 1.19 |      |      |     |
| BLANCHARD             | 12.53 | .79          | .14  | .42  |      |     |   |   |   | .77  | .09  | .04  | .66  |      |      |      | .01  | 1.47 | 1.30 |      |      |     |     |      | .75  | .06  | 2.63 |      |      |      |      |      | .74  |      |      |     |
| BOISE CITY            | -     | -            | -    | -    | -    |     |   |   |   | -    | -    | -    | -    |      |      |      | -    |      |      |      |      |     |     | .10  | .10  |      |      |      |      |      | .66  | .27  |      |      |      |     |
| BOSWELL               | 10.41 | T            | .15  | .20  |      |     |   |   |   | .38  |      | .66  | 3.00 |      |      |      | .04  | .25  |      |      |      |     |     | T    | .61  | .25  |      |      |      |      |      | .39  |      |      |      |     |
| BRAGGS 3 W            | 10.89 | .39          | .03  | 1.39 | T    |     |   |   |   |      | .80  | 1.00 |      |      |      |      | .93  | 1.47 |      |      |      |     | .39 | 2.60 | .89  | .39  |      |      |      |      |      | .41  |      |      |      |     |
| BRISTOW               | 10.89 | .39          | .03  | 1.39 | T    |     |   |   |   |      | .14  |      | .32  | .52  | .36  |      |      |      | .02  | 2.23 |      |     |     |      |      | .51  | 3.56 |      |      |      |      |      | .78  |      |      |     |
| BRITTON 2E            | -     | -            | -    | -    | -    |     |   |   |   | -    | -    | -    | -    |      |      |      | -    |      |      |      |      |     |     | .26  |      |      |      |      |      |      |      | .38  |      |      |      |     |
| BROKEN ARROW          | 10.47 | .01          | .04  | .20  |      |     |   |   |   |      | T    | T    | .12  | .14  | .05  |      |      | 1.0  | 1.06 | 1.26 |      |     |     | .80  | .79  | .50  | 3.25 |      |      |      |      |      | .09  |      |      |     |
| BROKEN BOW            | 13.06 | .80          | .35  | .47  | .70  |     |   |   |   | T    | T    | .12  | .14  | .05  |      |      | 4.84 | .15  |      |      |      |     |     | 1.78 | .61  | .25  |      |      |      |      |      | .64  |      |      |      |     |
| BUFFALO               | 10.79 | 1.50         | .67  | 1.72 | 1.12 |     |   |   |   |      | T    | .50  | .10  | .75  | .52  |      | 3.00 | .15  | 1.28 |      |      |     |     | 2.59 | .83  | .95  | .90  | 2.24 |      |      |      |      |      | .60  |      |     |
| BURBANK               | 9.48  | .68          |      |      |      |     |   |   |   | .15  | .30  | .40  | .73  | .52  |      |      | 2.65 | .40  |      |      |      |     |     | 1.26 | 2.00 |      |      |      |      |      | .90  |      |      |      |      |     |
| CALVIN                | 11.93 | .67          | .27  | .13  |      |     |   |   |   |      | .12  | .14  | .17  | .79  |      |      |      | 1.17 | 2.47 |      |      |     |     | .05  | 3.94 | .29  | 1.16 | .23  |      |      |      |      |      | .06  |      |     |
| CAMARGO               | 10.48 | .83          | .68  | 1.52 | .50  |     |   |   |   |      | .64  | .16  | .79  | .20  |      |      | .67  | T    | .73  |      |      |     |     |      |      | 2.42 |      |      |      |      |      | 1.46 |      |      |      |     |
| CANTON DAM            | 12.39 | .15          | .65  | 1.68 | .36  | T   |   |   |   |      | .28  | .02  | .13  | .45  | .28  | T    |      |      |      | 4.07 | T    | .23 |     |      | .11  | .03  | .75  |      |      |      |      |      | 1.16 |      |      |     |
| CARNASAW TOWER        | -     | -            | -    | -    | -    |     |   |   |   | -    | -    | -    | -    |      |      |      | -    |      |      |      |      |     |     |      |      |      |      |      |      |      |      |      |      |      |      |     |
| CARNEGIE              | 8.98  | .13          | 1.47 | 1.20 | .65  | .30 |   |   |   |      | .60  | .22  | T    | .07  |      |      | .09  | 1.25 |      |      |      |     |     | .10  | .40  | .10  |      |      |      |      |      | .90  |      |      |      |     |
| CARTER TOWER          | 10.59 | 1.40         | .52  | .15  | .43  |     |   |   |   |      | T    | .24  | 1.46 | .98  | .07  |      |      | .22  |      |      |      |     |     |      | .40  | .10  |      |      |      |      |      | .07  |      |      |      |     |
| CHANDLER 1 E          | 10.76 | .97          | .07  | .75  | .03  |     |   |   |   |      | .95  | .20  | .37  | .81  | .40  | .63  |      |      |      | .02  | 1.98 | .18 |     | .50  | .62  | .08  | 1.10 |      |      |      |      |      | .73  |      |      |     |
| CHATTANOOGA 3 NE      | 8.55  | .25          | 1.20 | .78  | 1.20 |     |   |   |   |      | .83  | .45  | .35  |      |      |      | T    | .55  | T    |      |      |     |     |      | 1.06 | .35  | .90  | .14  |      |      |      |      |      | .40  |      |     |
| CHECOTAH 1 N          | 13.05 | T            | .02  | .23  |      |     |   |   |   |      | 8.40 |      | 1.26 |      |      |      | 2.26 | .14  |      |      |      |     |     | .57  | 4.25 | T    | 1.63 | 1.26 |      |      |      |      |      | .88  |      |     |
| CHECOTAH 1 S          | 8.40  |              |      |      |      |     |   |   |   |      | .22  | .73  | .68  | .38  |      |      |      | 2.26 | .14  |      |      |     |     |      | .57  | 4.25 | T    | 1.63 | 1.26 |      |      |      |      |      | .88  |     |
| CHEYENNE              | 7.11  | .21          | .55  | 1.38 | 1.93 |     |   |   |   |      | .38  | .79  | .14  |      |      |      | 2.26 | .14  |      |      |      |     |     |      | .57  | 4.25 | T    | 1.63 | 1.26 |      |      |      |      |      | .88  |     |
| CHICKASHA             | 9.96  | .38          | .21  | .05  | .19  | .11 |   |   |   |      | .67  | T    | .12  | .30  | 1.20 |      |      |      | 3.42 |      |      |     |     |      | .77  | .06  | 1.98 |      |      |      |      |      | .42  |      |      |     |
| CHICKASHA EXP STATION | 9.71  | .42          | .20  | .15  | .12  |     |   |   |   |      | .69  | T    | .10  | .45  | 1.08 |      |      |      | 3.02 |      |      |     |     |      | .50  | .03  | 2.20 |      |      |      |      |      | .57  |      |      |     |
| CHICKASHA             | 10.72 | .03          | .13  | .14  |      |     |   |   |   |      | .07  | .65  | .01  | .85  |      |      |      | .47  | .98  |      |      |     |     |      | 3.43 | .96  | .02  | .56  | 1.31 |      |      |      |      |      | .63  |     |
| CLAYTON               | 7.11  | .11          | .12  |      |      |     |   |   |   |      | .02  | .14  | .03  | .56  | .66  | .01  |      |      |      | .66  | .66  | .06 |     |      |      |      |      |      |      |      |      | .34  |      |      |      |     |
| CLEVELAND             | 13.93 | .02          | .25  | .87  |      |     |   |   |   |      | .65  | .03  | .53  | .56  | .52  | .57  |      |      | 2.04 | .66  |      |     |     |      |      | 3.92 | 1.05 | .33  | .67  | 1.83 | 1.11 |      |      |      |      |     |
| CLINTON               | 8.95  | .24          | 1.18 | .19  | .68  | .08 |   |   |   |      | 1.16 | T    | .08  | .71  | .29  |      |      |      | .01  | 1.16 |      |     |     |      |      | 1.38 | T    | T    | .44  |      |      |      |      |      | 1.86 |     |
| CLOUD CHIEF           | 9.76  | 1.78         | .87  | 1.04 | .89  |     |   |   |   |      | .02  | .02  | .77  | .17  |      |      |      | .17  | 1.02 |      |      |     |     |      |      | .72  | .04  |      |      |      |      |      | .87  |      |      |     |
| CLOUD TOWER           | 10.19 | .76          | *    | *    |      |     |   |   |   |      |      | 1.01 | .87  | 1.74 |      |      |      | .41  |      |      |      |     |     |      | .13  | .53  | .90  | 1.53 | 2.22 |      |      |      |      |      | .09  |     |
| COALGATE              | 8.90  | .52          | .28  | .08  | .45  |     |   |   |   |      | .30  | .26  | .08  | .80  | .81  |      |      |      | .55  | 1.10 |      |     |     |      | .03  | .28  | 1.15 | 1.40 | .71  |      |      |      |      |      | .10  |     |
| COMANCHE              | 12.47 | .70          | .75  | .25  | 1.82 | .09 |   |   |   |      | .82  | .20  | .22  | .95  |      |      |      | 1.03 | 3.25 |      |      |     |     |      |      | .65  | .72  |      |      |      |      |      | 1.00 |      |      |     |
| CORDELL               | 8.32  | .05          | 1.45 | .61  | 1.05 | .10 |   |   |   |      | 1.03 | .08  | .67  | .15  |      |      |      | 1.40 |      |      |      |     |     | .01  | .23  | .02  | .55  |      |      |      |      |      | .78  |      |      |     |
| CUSHING               | 12.40 | .95          | .34  | .92  | .05  |     |   |   |   |      | .45  | .02  | .95  | .76  | .05  |      |      |      | T    | .92  | 1.24 |     |     |      | 2.13 | .90  |      |      |      |      |      | .83  |      |      |      |     |
| DACOMA                | 9.12  | T            | 1.25 | .21  | .13  |     |   |   |   |      | .62  | .71  | .03  | .03  | 1.28 |      |      | 2.83 | .92  | 1.24 |      |     |     |      |      | .12  | .29  | 1.67 |      |      |      |      |      | .21  |      |     |
| DAISY 2 ENE           | 10.89 | 1.05         | .15  | .37  |      |     |   |   |   |      | .60  | T    | .06  | .25  | .51  | 1.01 |      |      |      | T    | 1.39 | .36 |     |      |      | 1.05 | .45  | 2.65 | 1.08 |      |      |      |      |      | .05  |     |
| DEWAR                 | 10.96 | .12          | .06  | .24  | T    |     |   |   |   |      | .02  | .25  | .51  | 1.01 |      |      |      | .02  | 1.4  | 2.07 |      |     |     |      | .03  | .20  | 1.98 | .01  | 3.91 | .15  |      |      |      |      |      | .13 |
| DUNCAN                | 10.63 | .24          | .40  | .58  | 1.59 |     |   |   |   |      | .30  | .58  | .27  |      |      |      | 2.35 | 1.54 |      |      |      |     |     |      | 1.14 | .11  | .01  | .35  |      |      |      |      |      | .47  |      |     |
| DURANT                | 7.70  | .04          | .11  | .96  | .68  |     |   |   |   |      | .24  | .34  | 1.06 | T    |      |      |      | .64  | .24  | .51  |      |     |     |      |      |      | 1.05 | 1.46 |      |      |      |      |      | 1.31 |      |     |
| EL RENO               | 6.49  | .63          | .40  | .78  | .46  | .08 |   |   |   |      | .07  | .59  | .18  | .10  | .02  |      |      |      | .06  | 1.90 | 1.09 |     |     |      | .61  | T    | .49  | .02  | .35  |      |      |      |      |      |      |     |





# DAILY PRECIPITATION

OKLAHOMA  
MAY 1957

| Station                 | Feet  | Day of month |      |      |      |   |   |   |   |   |    |    |    |    |    |    |    |    |    |    |    |    |    |    |    |    |    |    |    |    |    |    |   |
|-------------------------|-------|--------------|------|------|------|---|---|---|---|---|----|----|----|----|----|----|----|----|----|----|----|----|----|----|----|----|----|----|----|----|----|----|---|
|                         |       | 1            | 2    | 3    | 4    | 5 | 6 | 7 | 8 | 9 | 10 | 11 | 12 | 13 | 14 | 15 | 16 | 17 | 18 | 19 | 20 | 21 | 22 | 23 | 24 | 25 | 26 | 27 | 28 | 29 | 30 | 31 |   |
| WENOKA 3 W              | -     | -            | -    | -    | -    | - | - | - | - | - | -  | -  | -  | -  | -  | -  | -  | -  | -  | -  | -  | -  | -  | -  | -  | -  | -  | -  | -  | -  | -  | -  | - |
| WHITEFIELD              | 7.98  | -            | +.00 | -.10 | -.04 | - | - | - | - | - | -  | -  | -  | -  | -  | -  | -  | -  | -  | -  | -  | -  | -  | -  | -  | -  | -  | -  | -  | -  | -  | -  |   |
| WICHITA MOUNTAIN NL REF | 12.63 | +.68         | +.57 | 2.45 | +.98 | - | - | - | - | - | -  | -  | -  | -  | -  | -  | -  | -  | -  | -  | -  | -  | -  | -  | -  | -  | -  | -  | -  | -  | -  | -  |   |
| WILBURTON               | 8.30  | +.07         | +.09 | +.16 | -    | - | - | - | - | - | -  | -  | -  | -  | -  | -  | -  | -  | -  | -  | -  | -  | -  | -  | -  | -  | -  | -  | -  | -  | -  | -  |   |
| WILLIS OKLA U BIOL STA  | 9.24  | T            | +.31 | T    | +.26 | - | - | - | - | - | -  | -  | -  | -  | -  | -  | -  | -  | -  | -  | -  | -  | -  | -  | -  | -  | -  | -  | -  | -  | -  | -  |   |
| WISTER DAM              | 10.13 | T            | +.06 | +.24 | -    | - | - | - | - | - | -  | -  | -  | -  | -  | -  | -  | -  | -  | -  | -  | -  | -  | -  | -  | -  | -  | -  | -  | -  | -  | -  |   |
| WOODWARD                | 12.02 | 1.74         | 1.18 | 1.43 | 1.06 | - | - | - | - | - | -  | -  | -  | -  | -  | -  | -  | -  | -  | -  | -  | -  | -  | -  | -  | -  | -  | -  | -  | -  | -  | -  |   |
| WOODWARD FIELD STATION  | 12.03 | 1.55         | +.92 | 1.92 | 1.12 | - | - | - | - | - | -  | -  | -  | -  | -  | -  | -  | -  | -  | -  | -  | -  | -  | -  | -  | -  | -  | -  | -  | -  | -  | -  |   |
| WYANDOTTE               | 14.23 | +.47         | +.47 | +.03 | -    | - | - | - | - | - | -  | -  | -  | -  | -  | -  | -  | -  | -  | -  | -  | -  | -  | -  | -  | -  | -  | -  | -  | -  | -  | -  |   |
| YUBA 2 S                | 11.12 | +.47         | +.24 | +.48 | -    | - | - | - | - | - | -  | -  | -  | -  | -  | -  | -  | -  | -  | -  | -  | -  | -  | -  | -  | -  | -  | -  | -  | -  | -  | -  |   |
| ZOE                     | 11.64 | +.16         | +.80 | +.16 | T    | - | - | - | - | - | -  | -  | -  | -  | -  | -  | -  | -  | -  | -  | -  | -  | -  | -  | -  | -  | -  | -  | -  | -  | -  | -  |   |

## SUPPLEMENTARY PRECIPITATION DATA

Storm of May 15-16, 1957

| Town       | Location |           | Amount and time of observation |       |       |       | Total | General Storm Period |       | Type of Gage | Accuracy |                   |                          |      |
|------------|----------|-----------|--------------------------------|-------|-------|-------|-------|----------------------|-------|--------------|----------|-------------------|--------------------------|------|
|            | Latitude | Longitude | 15                             | 16    | 17    | 18    |       | Began                | Ended |              |          |                   |                          |      |
| Canton     | 35° 58'  | 98° 35'   |                                |       | 3.5   | 7a    | 3.5   | 15                   | 5p    | -            | Victor   | Good              |                          |      |
| Canton     | 36° 04'  | 98° 35'   |                                |       | 5.5   | 7a    | 5.5   | 15                   | 5p    | 16           | 7a       | Victor            | Good                     |      |
| Canton     | 36° 05'  | 98° 36'   |                                |       | 6.07  | 7a    | 6.07  | 15                   | 5p    | -            | -        | Standard 8"       | Good                     |      |
| Dover      | 35° 58'  | 98° 02'   |                                |       | 5.8   | 7a    | 5.8   | -                    | -     | -            | -        | Bucket, 10" deep  | Good                     |      |
| Dover      | 35° 58'  | 98° 01'   |                                |       | 8.4   | 8a    | 8.4   | -                    | -     | -            | -        | 5 3/4" Glass tube | Good                     |      |
| Dover      | 35° 58'  | 97° 59'   |                                | 5.5   | 5:45p |       |       |                      |       |              |          |                   |                          |      |
| Dover      | 35° 58'  | 97° 59'   |                                | 5.5   | 7:30p | 0.3   | 7a    | 11.3+                | 15    | 1p           | -        | 5 1/2" Glass tube | Good                     |      |
| Dover      | 35° 58'  | 98° 00'   |                                | 4.7   | 4:10p |       |       |                      |       |              |          |                   |                          |      |
| Dover      | 35° 58'  | 98° 00'   |                                | 3.8   | 6p    | 2.8   | 7a    | 17.3                 | 15    | 3:30p        | 16       | 5a                | Victor                   | Good |
| Dover      | 36° 00'  | 98° 03'   |                                | 5.2   | 7p    | 2.5   | 7a    | 10.0                 | -     | -            | -        | -                 | 5 3/4" Glass tube        | Good |
| Dover      | 35° 59'  | 98° 00'   |                                |       |       | 10.0  | 8a    | 10.0                 | -     | -            | -        | -                 | Can, 10 1/4"             | Good |
| Dover      | 35° 58'  | 98° 00'   |                                | 5.9   | 9p    | 2.5   | 8a    | 8.4+                 | 15    | 2p           | 16       | 6a                | Victor                   | Good |
| Dover      | 36° 01'  | 98° 03'   |                                |       |       | 11.5  | -     | 11.5                 | -     | -            | -        | -                 | Stock tank, 11 1/2"      | Good |
| Fairview   | 35° 16'  | 98° 28'   |                                |       | 7.85  | -     | -     | 7.85                 | 15    | 5p           | -        | -                 | Standard 8"              | Good |
| Fairview   | 36° 12'  | 98° 48'   |                                | 3.5   | 9p    | 4.0   | 7a    | 7.5                  | 15    | pm           | -        | -                 | 5 1/2" Glass tube        | Good |
| Fairview   | 36° 13'  | 98° 40'   |                                |       |       | 5.5   | 7a    | 5.5                  | 15    | 2p           | -        | -                 | 6" Plastic tube          | Good |
| Fairview   | 36° 13'  | 98° 35'   |                                |       |       | 5.0   | 7a    | 5.0                  | 15    | pm           | -        | -                 | 6" Plastic tube          | Good |
| Hitchcock  | 35° 57'  | 98° 20'   |                                |       | 2.8   | 7a    | 2.8   | -                    | -     | -            | -        | -                 | Victor                   | Good |
| Hitchcock  | 35° 59'  | 98° 23'   |                                |       | 4.0   | 7a    | 4.0   | -                    | -     | -            | -        | -                 | 5 1/2" Plastic tube      | Good |
| Hitchcock  | 35° 57'  | 98° 16'   |                                |       | 4.0   | 7a    | 4.0   | 15                   | pm    | -            | -        | -                 | 5 1/2" Glass tube        | Good |
| Homestead  | 36° 11'  | 98° 22'   |                                |       | 9.5   | 7a    | 9.5   | 15                   | 6p    | -            | -        | -                 | Can, 12" high            | Good |
| Isabella   | 36° 12'  | 98° 17'   |                                |       | 15.0  | 7a    | 15.0  | -                    | -     | -            | -        | -                 | 10-gal. Cream can        | Good |
| Kingfisher | 35° 56'  | 97° 58'   |                                |       | 9.0   | 8a    | 9.0   | 15                   | pm    | -            | -        | -                 | 12" Can                  | Good |
| Kingfisher | 35° 57'  | 97° 59'   |                                |       | 11.25 | 7a    | 11.25 | 15                   | 4:30p | 16           | DNA      | -                 | 5-gal. Paint bucket      | Good |
| Kingfisher | 35° 57'  | 97° 59'   |                                |       | 10.5  | 8a    | 10.5  | -                    | -     | -            | -        | -                 | 5-gal. Paint can         | Good |
| Kingfisher | 35° 55'  | 98° 01'   |                                |       | 4.5   | 7a    | 4.5   | 15                   | 3p    | -            | -        | -                 | 5 1/2" Glass tube        | Good |
| Kingfisher | 35° 57'  | 97° 59'   |                                |       | 5.75  | 6:30p | 5.75  | 7a                   | 11.5  | 15           | 4p       | -                 | 5 3/4" Glass tube        | Good |
| Kingfisher | 35° 56'  | 97° 58'   |                                | 5.0   | 6p    |       |       |                      | 5.0+  | 15           | 3p       | -                 | 5 1/2" Glass tube        | Good |
| Kingfisher | 35° 56'  | 97° 54'   |                                | 1.0   | 4p    | 3.5   | 6a    | 4.5                  | 15    | 2p           | 16       | DNA               | 5 1/2" Glass tube        | Good |
| Kingfisher | 35° 54'  | 98° 00'   |                                |       |       | 4.1   | 7a    | 4.1                  | 15    | 2p           | -        | -                 | 5 1/2" Plastic tube      | Good |
| Kingfisher | 35° 55'  | 98° 01'   |                                |       |       | 4.9   | 7a    | 4.9                  | 15    | 4p           | 16       | 2a                | 5 1/2" Glass tube        | Good |
| Kingfisher | 35° 55'  | 98° 01'   |                                |       |       | 4.0   | 7a    | 4.0                  | -     | -            | -        | -                 | 5 1/2" Glass tube        | Good |
| Kingfisher | 35° 55'  | 98° 57'   |                                | 0.6   | 7p    | 2.4   | 7a    | 3.0                  | -     | -            | -        | -                 | 5 3/4" Glass tube        | Good |
| Kingfisher | 35° 56'  | 98° 01'   |                                |       |       | 10.0  | 7a    | 10.0                 | 15    | 4p           | 16       | 3a                | 5 1/2" Glass tube        | Good |
| Longdale   | 36° 08'  | 98° 33'   |                                | 2.0   | 8p    | 4.8   | 7a    | 6.8                  | 15    | 6p           | -        | -                 | 5 1/2" Glass tube        | Good |
| Loyal      | 35° 58'  | 98° 05'   |                                |       |       | 6.4   | 7a    | 6.4                  | 15    | 4p           | 16       | DH                | 5 1/2" Glass tube        | Good |
| Loyal      | 35° 58'  | 98° 05'   |                                |       |       | 6.1   | 7a    | 6.1                  | 15    | pm           | -        | -                 | 5 1/2" Glass tube        | Good |
| Loyal      | 36° 01'  | 98° 06'   |                                | 1.0   | 7a    |       |       |                      |       |              |          |                   |                          |      |
| Loyal      | 36° 01'  | 98° 06'   |                                | 0.2   | 4p    | 4.2   | 7a    | 5.4                  | -     | -            | -        | -                 | 5 1/2" Glass tube        | Good |
| Loyal      | 36° 01'  | 98° 07'   |                                |       |       | 3.7   | 7a    | 5.7                  | -     | -            | -        | -                 | 5 1/2" Plastic tube      | Good |
| Loyal      | 35° 55'  | 98° 04'   |                                |       |       | 3.6   | 7a    | 3.6                  | 15    | 4p           | 15       | 6p                | 5 3/4" Plastic tube      | Good |
| Loyal      | 35° 59'  | 98° 03'   |                                |       |       | 8.2   | 7a    | 8.2                  | -     | -            | -        | -                 | 5 1/2" Glass tube        | Good |
| Okeene     | 36° 10'  | 98° 19'   |                                |       |       | 6.4   | 8a    | 6.4                  | 15    | -            | -        | -                 | 10" Bucket               | Good |
| Okeene     | 35° 07'  | 98° 09'   |                                | 3.25  | 1:30p | 8.50  | 7a    | 11.75                | 15    | 12:30p       | 16       | 5:30a             | 5 1/2" Glass tube        | Good |
| Okeene     | 36° 04'  | 98° 15'   |                                |       |       | 5.0   | 7a    | 5.0                  | 15    | -            | -        | -                 | 5" Glass tube            | Good |
| Okeene     | 36° 02'  | 98° 22'   |                                |       |       | 5.0   | 7a    | 5.0                  | -     | -            | -        | -                 | 5 3/4" Glass tube        | Good |
| Okeene     | 36° 01'  | 98° 18'   |                                |       |       | 5.0   | 7a    | 5.0                  | 15    | 6p           | 16       | DNA               | 5 1/4" Plastic rain gage | Good |
| Okeene     | 36° 01'  | 98° 12'   |                                |       |       | 3.5   | 7a    | 3.5                  | 15    | 7p           | -        | -                 | 6" Glass tube            | Good |
| Okeene     | 36° 05'  | 98° 26'   |                                |       |       | 4.7   | 7a    | 4.7                  | 15    | 5:30p        | -        | -                 | 5 3/4" Glass tube        | Good |
| Okeene     | 36° 06'  | 98° 15'   |                                | 1.3   | 6p    | 8.7   | 7a    | 10.0                 | 15    | pm           | -        | -                 | 5 1/2" Glass tube        | Good |
| Okeene     | 36° 05'  | 98° 14'   |                                | 3.5   | 7p    | 5.5   | 7a    | 9.0                  | 15    | 2p           | -        | -                 | 6" Glass tube            | Good |
| Okeene     | 36° 06'  | 98° 14'   |                                | 5.5+  | 3p    |       |       |                      |       |              |          |                   |                          |      |
| Okeene     | 36° 06'  | 98° 12'   |                                | 5.5+  | 11p   | 5.5+  | 5a    | 16.5+                | 15    | 8a           | 16       | 4a                | 5 1/2" Glass tube        | Good |
| Okeene     | 36° 10'  | 98° 18'   |                                |       |       | 10.2  | 7a    | 10.2                 | 15    | 12:30p       | 16       | 6a                | 14-gal. Milk bucket      | Good |
| Okeene     | 36° 07'  | 98° 19'   |                                |       |       | 8.0   | 7a    | 8.0                  | 15    | pm           | -        | -                 | 6 1/2" Glass tube        | Good |
| Okeene     | 36° 03'  | 98° 20'   |                                | 0.20  | 4p    | 6.33  | 8a    | 6.53                 | 15    | 1p           | 16       | 4a                | Standard 8" gage         | Good |
| Okeene     | 36° 07'  | 98° 15'   |                                |       |       | 5.3   | 7a    | 5.3                  | 15    | 5p           | -        | -                 | 5 1/2" Glass tube        | Good |
| Okeene     | 36° 07'  | 98° 15'   |                                |       |       | 9.6   | 7a    | 9.6                  | 15    | 12p          | -        | -                 | 5 1/2" Glass tube        | Good |
| Okeene     | 36° 07'  | 98° 13'   |                                | 3.5   | 5:30p | 6.0+  | 8a    | 9.5+                 | 15    | 1:45p        | 16       | 7:30a             | 6" Glass tube            | Good |
| Okeene     | 36° 06'  | 98° 15'   |                                | 8.9+  | 9p    |       |       | 8.9+                 | 15    | -            | -        | -                 | Victor                   | Good |
| Ames       | 36° 15'  | 98° 08'   |                                |       |       | 12.1  | am    | 12.1                 | 15    | pm           | 16       | am                | Stock tank, 2' deep      | Good |
| Ames       | 36° 15'  | 98° 11'   |                                |       |       | 11.0  | am    | 11.0                 | 15    | pm           | 16       | am                | WB Rain gage, recorder   | Good |
| Ames       | 36° 15'  | 98° 09'   |                                | 12.0+ | pm    | 3.5   | am    | 15.5+                | 15    | 12:45p       | 16       | am                | 5-qt. Oil can (12")      | Good |
| Bison      | 35° 11'  | 97° 54'   |                                | 4.5   | 6p    |       |       |                      |       |              |          |                   |                          |      |
| Bison      | 35° 11'  | 97° 54'   |                                | 4.5   | 8p    |       |       |                      |       |              |          |                   |                          |      |
| Bison      | 35° 10'  | 97° 59'   |                                |       |       | 13.5  | -     | 13.5                 | 15    | pm           | 16       | pm                | 5" gage                  | Good |
| Bison      | 36° 12'  | 97° 52'   |                                |       |       | 11.5  | am    | 11.5                 | 15    | pm           | 16       | am                | 5" gage                  | Good |
| Bison      | 36° 14'  | 97° 50'   |                                |       |       | 11.0  | am    | 11.0                 | 15    | pm           | 16       | am                | 1 1/2 bushel bucket      | Good |
| Bison      | 36° 14'  | 97° 48'   |                                |       |       | 11.5  | am    | 11.5                 | 15    | pm           | 16       | am                | 5" gage                  | Good |
| Covington  | 36° 22'  | 97° 32'   |                                |       |       | 4.75  | pm    | 4.75                 | 15    | pm           | 16       | am                | 6" gage                  | Good |
| Covington  | 36° 21'  | 97° 35'   |                                |       |       | 7.25  | am    | 7.25                 | 15    | pm           | 16       | am                | Stock tank, 41" x 24"    | Good |
| Covington  | 36° 22'  | 97° 35'   |                                |       |       | 5.7   | am    | 5.7                  | 15    | pm           | 16       | am                | 6" gage                  | Good |
| Covington  | 36° 19'  | 97° 35'   |                                |       |       | 5.1   | pm    | 5.1                  | 15    | pm           | 16       | am                | 6" gage                  | Good |

SUPPLEMENTARY PRECIPITATION DATA

OKLAHOMA  
MAY 1957

Storm of May 15-16, 1957

| Town      | Location |           | Amount and time of observation |       |         |       | Total | General Storm Period |          | Type of Gage              | Accuracy |
|-----------|----------|-----------|--------------------------------|-------|---------|-------|-------|----------------------|----------|---------------------------|----------|
|           | Latitude | Longitude | 15                             | 16    | 17      | Obs   |       | Obs                  | Began    |                           |          |
| Douglas   | 36° 15'  | 97° 37'   |                                | 5.3   | am      | 5.3   |       | 15 pm                | 16 am    | 6" gage                   | Good     |
| Douglas   | 36° 16'  | 97° 40'   |                                | 5.3   | pm      | 5.3   |       | 15 pm                | 16 am    | 6" gage                   | Good     |
| Douglas   | 36° 14'  | 97° 45'   |                                | 12.5  | am      | 12.5  |       | 15 pm                | 16 am    | 5" gage                   | Good     |
| Douglas   | 36° 13'  | 97° 42'   |                                | 6.0   | am      | 6.0   |       | 15 pm                | 16 am    | 5" gage                   | Good     |
| Douglas   | 36° 16'  | 97° 43'   |                                | 6.25  | am      | 6.25  |       | 15 pm                | 16 am    | Feed bucket, 8 1/2' deep  | Good     |
| Dover     | 36° 00'  | 97° 46'   |                                | 1.30  | am      | 1.30  |       | 15 pm                | 16 am    | 5" gage                   | Fair     |
| Dover     | 36° 00'  | 97° 52'   |                                | 4.40  | am      | 4.40  |       | 15 4:30p             | 16 am    | 5" gage                   | Good     |
| Dover     | 35° 58'  | 97° 53'   |                                | 9.20  | am      | 9.20  |       | 15 pm                | 16 am    | 5" gage                   | Good     |
| Dover     | 36° 02'  | 97° 58'   | 5.0                            | 6.0   | 7a      | 11.0  |       | 15 3:30p             | 16 12a   | 5" gage                   | Good     |
| Dover     | 36° 00'  | 97° 56'   | 5.0+                           | 3.5   | am      | 8.5+  |       | 15 pm                | 16 am    | 5" gage                   | Good     |
| Dover     | 36° 01'  | 97° 58'   |                                | 13.0  | am      | 13.0  |       | 15 2:30p             | 16 am    | 5" gage                   | Good     |
| Dover     | 35° 59'  | 97° 55'   | 4.9                            | 3.9   | am      | 8.8   |       | 15 pm                | 16 am    | 5" gage                   | Good     |
| Dover     | 36° 02'  | 97° 52'   |                                | 8.3   | am      | 8.9   |       | 15 pm                | 16 am    | 6" gage                   | Good     |
| Dover     | 36° 02'  | 97° 51'   |                                | 13.0  | am      | 13.0  |       | 15 pm                | 16 am    | 5 1/2" gage               | Good     |
| Dover     | 36° 02'  | 97° 50'   |                                | 8.2   | am      | 8.2   |       | 15 pm                | 16 am    | 5 1/2" gage               | Good     |
| Dover     | 36° 00'  | 98° 02'   | 6.0                            | 5.5   | 7a      | 11.5  |       | 15 3:30p             | 16 am    | 6" Glass tube             | Good     |
| Drummond  | 36° 15'  | 98° 05'   |                                | 14.5+ | am      | 14.5+ |       | 15 pm                | 16 am    | 6-gal Oil bucket          | Good     |
| Drummond  | 36° 15'  | 98° 06'   |                                | 16.1  | am      | 16.1  |       | 15 pm                | 16 am    | 6" gage                   | Good     |
| Drummond  | 36° 19'  | 98° 01'   |                                | 12.75 | am      | 12.75 |       | 15 pm                | 16 am    | 5" gage                   | Good     |
| Enid      | 36° 45'  | 97° 49'   |                                | 6.2   | am      | 6.2   |       | 15 pm                | 16 am    | 5" gage                   | Good     |
| Enid      | 36° 45'  | 97° 45'   |                                | 5.0+  | am      | 5.0+  |       | 15 pm                | 16 am    | 6" gage                   | Good     |
| Enid      | 36° 23'  | 97° 57'   | 4.75                           | 4.50  | am      | 9.25  |       | 15 pm                | 16 am    | 6" Tru-check Rain gage    | Good     |
| Enid      | 36° 22'  | 98° 01'   |                                | 11.2  | am      | 11.2  |       | 15 pm                | 16 am    | 10-gal earth jar          | Good     |
| Enid      | 36° 24'  | 98° 01'   |                                | 12.6  | am      | 12.6  |       | 15 pm                | 16 am    | 5-gal Feed bucket         | Good     |
| Enid      | 36° 24'  | 97° 48'   |                                | 9.0   | am      | 9.0   |       | 15 pm                | 16 am    | 5-gal bucket              | Good     |
| Enid      | 36° 21'  | 97° 47'   |                                | 8.3   | am      | 8.3   |       | 15 pm                | 16 am    | 5" gage                   | Good     |
| Fairmount | 36° 23'  | 97° 42'   | 6.0+                           | 2.5   | am      | 8.5+  |       | 15 pm                | 16 am    | 6" gage                   | Good     |
| Fairmount | 36° 18'  | 97° 47'   |                                | 10.5  | am      | 10.5  |       | 15 pm                | 16 am    | 5 1/2" gage               | Good     |
| Fairmount | 36° 17'  | 97° 46'   | 5.0                            | 4.75  | am      | 9.75  |       | 15 pm                | 16 am    | 6" gage                   | Good     |
| Fairmount | 36° 18'  | 97° 44'   |                                | 9.5   | am      | 9.5   |       | 15 pm                | 16 am    | 5" gage                   | Good     |
| Garber    | 36° 24'  | 97° 28'   |                                | 3.95  | am      | 3.95  |       | 15 pm                | 16 am    | 5" gage                   | Good     |
| Hayward   | 36° 17'  | 97° 31'   |                                | 4.5   | am      | 4.5   |       | 15 pm                | 16 am    | 6" gage                   | Good     |
| Hennessey | 36° 08'  | 97° 54'   | 9.78                           | 3.29  | 7p      | 13.07 |       | 15 1:30p             | 16 pm    | Standard 8" gage          | Good     |
| Hennessey | 36° 08'  | 97° 46'   |                                | 12.2  | pm      | 12.2  |       | 15 pm                | 16 am    | 5-gal Paint can           | Good     |
| Hennessey | 36° 08'  | 97° 51'   |                                | 13.0+ | pm      | 13.0+ |       | 15 pm                | 16 pm    | 6" gage                   | Good     |
| Hennessey | 36° 03'  | 97° 54'   |                                | 12.7  | pm      | 12.7  |       | 15 pm                | 16 pm    | 6" gage                   | Good     |
| Hennessey | 36° 07'  | 97° 57'   |                                | 19.9  | pm      | 19.9  |       | 15 pm                | 16 pm    | Large stock tank          | Good     |
| Hennessey | 36° 07'  | 97° 58'   | 12.5+                          | 4.5   | am      | 17.0+ |       | 15 pm                | 16 am    | 5-gal Paint can           | Good     |
| Hennessey | 36° 08'  | 98° 01'   |                                | 16.0+ | am      | 16.0+ |       | 15 pm                | 16 am    | Grease bucket, 16" deep   | Good     |
| Hennessey | 36° 04'  | 98° 04'   |                                | 8.8   | am      | 8.8   |       | 15 pm                | 16 am    | Feed bucket, 13" deep     | Good     |
| Hennessey | 36° 06'  | 98° 06'   | 3.8                            | 3.2   | am      | 7.0   |       | 15 pm                | 16 am    | 5" gage                   | Good     |
| Hennessey | 36° 06'  | 98° 03'   |                                | 2.2   | am      | 9.2   |       | 15 pm                | 16 pm    | 6" gage                   | Good     |
| Hennessey | 36° 13'  | 98° 06'   |                                | 11.25 | am      | 11.25 |       | 15 pm                | 16 am    | 25-gal Feed barrel        | Good     |
| Hennessey | 36° 08'  | 98° 05'   |                                | 9.3   | am      | 9.3   |       | 15 pm                | 16 am    | 6" gage                   | Good     |
| Hennessey | 36° 12'  | 97° 48'   |                                | 9.0+  | am      | 9.0+  |       | 15 pm                | 16 am    | 5" gage                   | Good     |
| Hennessey | 36° 12'  | 97° 50'   |                                | 13.5  | am      | 13.5  |       | 15 pm                | 16 am    | 5" gage                   | Good     |
| Hennessey | 36° 12'  | 97° 51'   |                                | 14.25 | am      | 14.25 |       | 15 pm                | 16 am    | 5" gage                   | Good     |
| Lahoma    | 36° 22'  | 98° 05'   |                                | 8.8   | am      | 8.8   |       | 15 pm                | 16 am    | 6" gage                   | Good     |
| Lovell    | 36° 06'  | 97° 41'   |                                | 4.75  | am      | 4.75  |       | 15 pm                | 16 am    | Feed can, 9" deep         | Good     |
| Lovell    | 36° 05'  | 97° 46'   |                                | 10.8  | pm      | 10.8  |       | 15 pm                | 16 am    | Feed can, 13" deep        | Good     |
| Lovell    | 36° 04'  | 97° 44'   |                                | 4.8   | am      | 4.8   |       | 15 pm                | 16 am    | 5 1/2" gage               | Good     |
| Lovell    | 36° 04'  | 97° 43'   |                                | 4.2   | am      | 4.2   |       | 15 pm                | 16 am    | 6" gage                   | Good     |
| Lovell    | 36° 05'  | 97° 43'   |                                | 5.8   | am      | 5.8   |       | 15 pm                | 16 am    | 6" gage                   | Good     |
| Lovell    | 36° 06'  | 97° 42'   |                                | 4.5   | am      | 4.5   |       | 15 pm                | 16 am    | 6" gage                   | Good     |
| Lucien    | 36° 17'  | 97° 31'   |                                | 4.1   | am      | 4.1   |       | 15 pm                | 16 am    | 5" gage                   | Good     |
| Marshall  | 36° 08'  | 97° 41'   |                                | 4.50  | am      | 4.50  |       | 15 pm                | 16 pm    | 5" gage                   | Good     |
| Marshall  | 36° 08'  | 97° 39'   |                                | 0.75  | pm      | 0.75  |       | 15 pm                | 16 pm    | 5" gage                   | Good     |
| Marshall  | 36° 12'  | 97° 35'   |                                | 5.25  | am      | 5.25  |       | 15 pm                | 16 am    | 5 1/2" gage               | Good     |
| Marshall  | 36° 14'  | 97° 34'   |                                | 4.90  | am      | 4.90  |       | 15 pm                | 16 am    | Feed bucket, 10" deep     | Good     |
| Marshall  | 36° 11'  | 97° 44'   | 4.0                            | 4.80  | am      | 4.80  |       | 15 pm                | 16 am    | 5" gage                   | Good     |
| Marshall  | 36° 10'  | 97° 44'   |                                | 5.3   | am      | 9.3   |       | 15 pm                | 16 am    | 5" gage                   | Good     |
| Marshall  | 36° 11'  | 97° 44'   |                                | 9.5   | am      | 9.5   |       | 15 pm                | 16 am    | 5" gage                   | Good     |
| Marshall  | 36° 12'  | 97° 45'   |                                | 15.0  | am      | 15.0  |       | 15 pm                | 16 am    | 5" gage                   | Good     |
| Marshall  | 36° 12'  | 97° 47'   |                                | 15.5  | am      | 15.5  |       | 15 pm                | 16 am    | 5" gage                   | Good     |
| Marshall  | 36° 11'  | 97° 47'   |                                | 11.5  | am      | 11.5  |       | 15 pm                | 16 am    | 5-gal Grease can          | Good     |
| Meno      | 36° 25'  | 98° 09'   |                                | 6.75  | am      | 6.75  |       | 15 pm                | 16 am    | 5-gal Grease bucket       | Fair     |
| Meno      | 36° 22'  | 98° 08'   |                                | 10.8  | am      | 10.8  |       | 15 pm                | 16 am    | 6" gage                   | Good     |
| Ringwood  | 36° 25'  | 98° 14'   |                                | 7.5   | am      | 7.5   |       | 15 pm                | 16 am    | Oil can, 8" deep          | Good     |
| Ringwood  | 36° 25'  | 98° 15'   | 4.5                            | 2.5   | am      | 7.0   |       | 15 pm                | 16 am    | 6" gage                   | Good     |
| Ringwood  | 36° 21'  | 98° 16'   | 4.5                            | 3.5   | am      | 8.0   |       | 15 pm                | 16 am    | 6" gage                   | Good     |
| Ringwood  | 36° 18'  | 98° 19'   |                                | 12.5  | am      | 12.5  |       | 15 pm                | 16 am    | 5-gal Paint bucket        | Good     |
| Ringwood  | 36° 19'  | 98° 17'   |                                | 9.75+ | am      | 9.75+ |       | 15 pm                | 16 am    | Feed can, 9 3/4" deep     | Good     |
| Ringwood  | 36° 19'  | 98° 19'   |                                | 9.0+  | am      | 9.0+  |       | 15 pm                | 16 am    | Bucket, 10" deep          | Good     |
| Ringwood  | 36° 26'  | 98° 21'   |                                | 7.0   | am      | 7.0   |       | 15 pm                | 16 am    | Bucket, gal. 8" deep      | Good     |
| Waukomis  | 36° 18'  | 97° 54'   | 0.90                           | 10.23 | 4p      | 11.13 |       | 15 1:30p             | 16 pm    | Standard 8" gage          | Good     |
| Waukomis  | 36° 15'  | 97° 56'   |                                | 15.30 | pm      | 15.30 |       | 15 pm                | 16 am    | Stock tank, 24" deep      | Good     |
| Waukomis  | 36° 14'  | 97° 58'   |                                | 16.25 | pm      | 16.25 |       | 15 pm                | 16 pm    | 20" rain gage             | Good     |
| Waukomis  | 36° 11'  | 98° 02'   |                                | 18.25 | am      | 18.25 |       | 15 12:30p            | 16 am    | Stock tank, 2' deep       | Good     |
| Waukomis  | 36° 15'  | 98° 00'   |                                | 14.2  | am      | 14.2  |       | 15 pm                | 16 am    | 6" gage                   | Good     |
| Waukomis  | 36° 16'  | 97° 47'   | 5.0                            | 4.5   | 2a      | 10.9  |       | 15 pm                | 16 am    | 6" gage                   | Good     |
| Aline     | 36° 31'  | 98° 27'   |                                | 4.10  | 9a      | 4.10  |       | 15 -                 | 16 5a    | 5" Glass tube             | Good     |
| Alva      | 36° 52'  | 98° 39'   |                                | 5.30  | -       | 5.30  |       | 15 7p                | 16 9a    | 12" Glass tube 5" deep    | Good     |
| Alva      | 36° 53'  | 98° 39'   | 6.0+                           | -     | -       | 6.00+ |       | 15 -                 | 16 -     | 12" x 5" Glass tube       | Good     |
| Alva      | 36° 47'  | 98° 52'   |                                | 5.00  | 8:30 am | 5.00  |       | 15 4p                | 16 8a    | 12" Glass tube            | Good     |
| Alva      | 36° 53'  | 98° 47'   |                                | 3.5   | 9a      | 3.5   |       | 15 3p                | 16 8:30a | 5-gal. Grease can         | Good     |
| Alva      | 36° 55'  | 98° 52'   |                                | 4.0   | -       | 4.0   |       | 15 8p                | 16 10a   | 12" Glass tube            | Good     |
| Alva      | 36° 55'  | 98° 55'   |                                | 5.00  | 9a      | 5.00  |       | 15 8p                | 16 8:30a | 12" x 5" Glass tube       | Good     |
| Alva      | 36° 56'  | 98° 37'   |                                | 6.00  | 9a      | 6.00  |       | 15 6:30p             | -        | 12" Glass tube            | Good     |
| Alva      | 37° 00'  | 99° 02'   |                                | 5.00  | 9a      | 5.00  |       | 15 2:30p             | 16 7:30a | 12" Glass tube            | Good     |
| Alva      | 36° 47'  | 98° 53'   |                                | 4.9   | 8a      | 4.9   |       | 15 1:30p             | 16 8a    | 8 x 5.75" Glass rain gage | Good     |
| Alva      | 36° 48'  | 98° 39'   |                                | 4.23  | 7a      | 4.49  | 0.26  | 15 2p                | 16 9a    | Standard 8" rain gage     | Good     |
| Alva      | 36° 50'  | 98° 37'   | 1.17                           | 3:30p |         |       |       |                      |          |                           |          |
|           |          |           | 1.10                           | 6:20p |         |       |       |                      |          |                           |          |
|           |          |           |                                | 3.65  | 6a      |       |       |                      |          |                           |          |
|           |          |           |                                | 1.70  | 7:20a   |       |       |                      |          |                           |          |
|           |          |           |                                | 0.12  | 7:35a   |       |       |                      |          |                           |          |
|           |          |           |                                | 0.40  | 7:55a   |       |       |                      |          |                           |          |
|           |          |           |                                | 0.18  | 8:10a   |       | 8.32  | 15 2:45p             | 16 8:10a | Standard 8" rain gage     | Good     |

SUPPLEMENTARY PRECIPITATION DATA

OKLAHOMA  
MAY 1957

Storm of May 15-16, 1957

| Town                         | Location |           | Amount and time of observation |           |           |           |       | Total    | General Storm Period<br>Began | General Storm Period<br>Ended | Type of Gage | Accuracy |
|------------------------------|----------|-----------|--------------------------------|-----------|-----------|-----------|-------|----------|-------------------------------|-------------------------------|--------------|----------|
|                              | Latitude | Longitude | 15<br>Obs                      | 16<br>Obs | 17<br>Obs | 18<br>Obs |       |          |                               |                               |              |          |
| Alva                         | 36° 48'  | 98° 41'   | 1.00                           | 7:30p     | 5.8+      | am        | 5.8+  | 15 2:10p | 16 11a                        | .8 x 5.8" Glass tube          | Good         |          |
| Alva                         | 36° 51'  | 98° 46'   |                                |           | 3.0       | am        | 4.0   | 15 3p    | 16 8a                         | 5/8" Farm gage                | Good         |          |
| Alva                         | 36° 48'  | 98° 41'   |                                |           | 5.0       | noon      | 5.0   | 15 2p    | 16 noon                       | 3/4" Farm gage                | Good         |          |
| Alva                         | 36° 48'  | 98° 41'   | 1.00                           | 7p        | 3.70      | 7a        | 4.70  | 15 2:30p | 16 7a                         | 3/4" Farm gage                | Good         |          |
| Alva                         | 36° 52'  | 98° 45'   |                                |           | 7.0+      | am        | 7.0+  | 15 2p    | 16 10a                        | 1 1/2" x 7" Glass tube        | Good         |          |
| Alva                         | 36° 48'  | 98° 41'   |                                |           | 6.45      | -         | 6.45  | 15 1:45p | -                             | 3 3/4" x 5 3/4" Glass tube    | Good         |          |
| Alva                         | 36° 48'  | 98° 46'   |                                |           | 4.00      | -         | 4.00  | 15 3p    | 16 4a                         | 5/8" x 6" Glass tube          | Good         |          |
| Alva                         | 36° 45'  | 98° 45'   |                                |           | 4.90      | 6a        | 5.65  | 15 2:30p | 16 9a                         | 3/4" x 5 3/4" Glass tube      | Good         |          |
| Alva                         | 36° 45'  | 98° 45'   |                                |           | 0.75      | 9a        | 5.8+  | 15 noon  | 16 9a                         | 3/4" x 5 3/4" Tube            | Good         |          |
| Alva                         | 36° 45'  | 98° 43'   | 2.10                           | 7:30p     | 3.70+     | 9a        |       |          |                               |                               |              |          |
| Alva                         | 36° 51'  | 98° 51'   |                                |           | 7.0+      | 7a        | 7.5+  | 15 1:30p | 16 9a                         | 3/4" x 7" Tube                | Good         |          |
| Alva                         | 36° 51'  | 98° 51'   |                                |           | 0.5       | 9a        | 4.60  | 15 1:45p | 16 11:30a                     | .7 x 6" Tube                  | Good         |          |
| Alva                         | 36° 45'  | 98° 32'   |                                |           | 4.60      | noon      |       |          |                               |                               |              |          |
| Avard                        | 36° 40'  | 98° 49'   |                                |           | 4.7       | 10a       | 4.7   | 15 2:30p | 16 9:30a                      | Montgomery Ward rain gage     | Good         |          |
| Ames                         | 36° 12'  | 98° 06'   |                                |           | 12.5      | 10a       | 12.5  | 15 4p    | 16 5a                         | Old ice-cream can 12" deep    | Good         |          |
| Bison                        | 36° 10'  | 97° 54'   |                                |           | 16.5      | 8a        | 16.5  | 15 6p    | 16 7a                         | 55-gal barrel                 | Good         |          |
| Camp Houston                 | 36° 50'  | 99° 10'   |                                |           | 4.3       | -         | 4.3   | 15 4:30p | 16 9a                         | 1/2" Glass tube               | Good         |          |
| Canton                       | 36° 00'  | 98° 39'   |                                |           | 4.2       | -         | 4.2   | -        | -                             | 5" tube                       | Good         |          |
| Carmen                       | 36° 35'  | 98° 33'   |                                |           | 3.2       | 8a        | 3.2   | 15 7p    | 16 8a                         | 5" Glass tube                 | Good         |          |
| Cherokee                     | 36° 45'  | 98° 23'   |                                |           | 5.7       | noon      | 5.7   | 15 2p    | 16 11a                        | Victor gage                   | Good         |          |
| Cherokee                     | 36° 46'  | 98° 24'   | 2.69                           | 2:35p     | 2.00      | 9a        | 5.00  | 15 2p    | 16 9a                         | Swain's USWB gage             | Good         |          |
| Chester                      | 36° 14'  | 98° 55'   | 0.31                           | 8p        | 4.0       | 8a        | 4.0   | 15 7p    | 16 7a                         | 5" Glass tube                 | Good         |          |
| Chester                      | 36° 17'  | 98° 49'   | 1.15                           | 10p       |           |           | 5.15  | 15 5:30p | 15 10p                        | 5" Glass tube                 | Good         |          |
| Cheyenne Valley<br>Community | 36° 22'  | 98° 41'   | 4.0                            | 12p       | 1.3       | 10a       | 5.3   | 15 5p    | 16 7a                         | 5" Glass tube                 | Good         |          |
| Dacula                       | 36° 39'  | 98° 36'   | 1.28                           | 8p        | 2.83      | 8p        | 4.11  | 15 3p    | 16 8:30a                      | Standard 8" rain gage         | Good         |          |
| Enid                         | 36° 26'  | 97° 47'   |                                |           | 9.75      | 8:30a     | 9.75  | 15 4p    | 16 8:30a                      | 5-gal Paint bucket            | Good         |          |
| Enid                         | 36° 24'  | 97° 57'   |                                |           | 8.0       | 6:30a     | 8.0   | 15 7p    | 16 9a                         | 1/2 Bushel                    | Good         |          |
| Enid                         | 36° 27'  | 97° 49'   |                                |           | 5.0+      | -         | 5.0+  | 15 6:30p | 16 8a                         | 5" Farm gage                  | Good         |          |
| Enid                         | 36° 28'  | 97° 49'   |                                |           | 8.5       | -         | 8.5   | 15 -     | 16 -                          | 8 1/2" Bucket                 | Good         |          |
| Enid                         | 36° 27'  | 97° 48'   | 6.5+                           | 9p        | 8.5       | -         | 6.5+  | 15 -     | 16 -                          | 6 1/2" Farm gage              | Good         |          |
| Enid                         | 36° 27'  | 97° 48'   |                                |           | 9.75      | 7:15a     | 9.75  | 15 6:30p | 16 7:15a                      | 5-gal cylindrical container   | Good         |          |
| Enid                         | 36° 27'  | 97° 47'   | 0.50                           | 4p        | 8.5       | 7a        | 9.0   | 15 3p    | 16 7a                         | 5-gal Can                     | Good         |          |
| Enid                         | 36° 30'  | 97° 48'   |                                |           | 7.0       | -         | 7.0   | 15 7p    | 16 4a                         | 5-gal Can                     | Good         |          |
| Enid (KCRC)                  | 36° 26'  | 97° 56'   | 1.11                           | 10p       | 0.75      | 2a        | 13.56 | 15 2p    | 16 10a                        | -                             | Good         |          |
| Enid (KCRC)                  | 36° 26'  | 97° 56'   | 4.18                           | 12m       | 7.40      | 7a        | 0.12  | 7a       |                               |                               | Good         |          |
| Fairview                     | 36° 16'  | 98° 32'   |                                |           | 8.25+     | 8a        | 8.25  | 15 7p    | 16 5a                         | Bucket, 12" deep              | Fair         |          |
| Fairview                     | 36° 17'  | 98° 25'   | 4.00                           | 12pm      | 4.00      | 8a        | 8.00  | 15 7p    | 16 4a                         | 5" Glass tube                 | Good         |          |
| Freedom                      | 36° 56'  | 99° 07'   |                                |           | 4.5       | -         | 4.5   | -        | -                             | Glass tube                    | Good         |          |
| Freedom                      | 36° 42'  | 99° 10'   |                                |           | 5.5       | 10a       | 5.5   | 15 pm    | 16 10a                        | 1/2" Glass tube               | Good         |          |
| Freedom                      | 36° 31'  | 99° 15'   |                                |           | 5.8       | 8a        | 5.8   | 15 6p    | 16 6a                         | 1/2" Glass tube               | Good         |          |
| Freedom                      | 36° 54'  | 99° 16'   |                                |           | 4.0       | 9a        | 4.0   | 15 6:30p | 16 7:30a                      | 1/2" Glass tube               | Good         |          |
| Freedom                      | 36° 50'  | 99° 06'   |                                |           | 4.0       | 6a        |       |          |                               |                               |              |          |
| Freedom                      | 36° 49'  | 99° 06'   |                                |           | 1.5       | 11:30a    | 5.5   | 15 6p    | 16 11a                        | 1/2" Glass tube               | Fair         |          |
| Freedom                      | 36° 48'  | 99° 06'   |                                |           | 6.8       | -         | 6.8   | 15 5p    | 16 -                          | 5-gal Grease bucket           | Good         |          |
| Freedom                      | 36° 48'  | 99° 06'   |                                |           | 5.5+      | 8a        | 5.5+  | 15 5p    | 16 8a                         | 1/2" x 5 1/2" Glass tube      | Good         |          |
| Goltry                       | 36° 32'  | 98° 09'   |                                |           | 4.34      | -         | 4.34  | 15 2p    | 16 11a                        | Victor plastic gage           | Good         |          |
| Helena                       | 36° 33'  | 98° 16'   |                                |           | 4.00      | 8a        | 4.04  | 15 1:45p | 16 9:30a                      | Standard WB gage              | Good         |          |
| Helena                       | 36° 33'  | 98° 16'   |                                |           | 0.04      | 9:30a     |       |          |                               |                               |              |          |
| Hennessey                    | 36° 03'  | 98° 03'   |                                |           | 9.7       | 10a       | 9.7   | 15 4p    | 16 6a                         | Stock tank                    | Good         |          |
| Hennessey                    | 36° 04'  | 97° 58'   |                                |           | 20.0      | 10a       | 20.0  | 15 3p    | 16 7p                         | Cream can                     | Good         |          |
| Hunter                       | 36° 31'  | 97° 30'   |                                |           | 5.0+      | -         | 5.0+  | 15 6p    | 16 am                         | 5" Farm gage                  | Good         |          |
| Hunter                       | 36° 31'  | 97° 41'   |                                |           | 11.9      | 9a        | 11.9  | 15 4p    | 16 9a                         | Gallon paint can              | Good         |          |
| Isabela                      | 36° 14'  | 98° 20'   |                                |           | 11.5      | 8a        | 11.5  | 15 pm    | 16 7a                         | Square container, aluminum    | Good         |          |
| Nardin                       | 36° 50'  | 97° 27'   |                                |           | 6.0       | pm        | 6.0   | 15 7p    | 16 7a                         | Victor gage                   | Good         |          |
| Orion                        | 36° 13'  | 98° 43'   | 4.8                            | 11p       | 4.2       | 7a        | 9.0   | 15 5p    | 16 4a                         | 5" Glass tube                 | Good         |          |
| Orion                        | 36° 13'  | 98° 47'   |                                |           | 8.3       | 8a        | 8.3   | 15 5p    | 16 2a                         | Gallon syrup bucket           | Good         |          |
| Selling                      | 36° 08'  | 98° 46'   | 3.0                            | 10p       | 2.0       | 8a        | 5.0   | 15 5p    | 16 5a                         | 5" Tube                       | Good         |          |
| Selling                      | 36° 08'  | 98° 48'   |                                |           | 4.8       | -         | 4.8   | -        | -                             | 5" Tube                       | Good         |          |
| Selman                       | 36° 49'  | 99° 30'   |                                |           | 4.9       | -         | 4.9   | -        | -                             | Glass tube                    | Good         |          |
| Selman                       | 36° 48'  | 99° 21'   |                                |           | 4.0       | 9a        | 4.0   | 15 3p    | 16 8a                         | 1/2" x 5" Glass tube          | Good         |          |
| Selman                       | 36° 51'  | 99° 21'   | 1.75                           | pm        | 3.25      | 9a        | 5.0   | 15 5p    | 16 am                         | Bucket                        | Good         |          |
| Selman                       | 36° 46'  | 99° 23'   |                                |           | 0.70      | 2:30a     | 3.70  | -        | -                             | Glass tube                    | Good         |          |
| Selman                       | 36° 46'  | 99° 23'   |                                |           | 3.00      | 6:30a     |       |          |                               |                               |              |          |
| Teagarden                    | 36° 51'  | 99° 02'   |                                |           | 5.4       | 10:30a    | 5.4   | 15 8p    | 16 9:30a                      | 1/2" Glass tube               | Good         |          |
| Waukomis                     | 36° 51'  | 98° 53'   |                                |           | 5.0       | -         | 5.0   | 15 pm    | 16 am                         | 1/2" Glass tube               | Good         |          |
| Waukomis                     | 36° 38'  | 98° 52'   |                                |           | 5.3       | 11:30a    | 5.3   | 15 5p    | 16 10a                        | 1/2" Glass tube               | Good         |          |
| Waukomis                     | 36° 42'  | 98° 54'   |                                |           | 5.0       | 9:30a     | 5.0   | 15 2:30p | 16 9a                         | 1/2" Glass tube               | Good         |          |
| Woodward                     | 36° 39'  | 99° 13'   |                                |           | 5.5       | 8a        | 5.5   | 15 6p    | 16 8a                         | 1/2" Glass tube               | Good         |          |

Data collected in cooperation with Corps of Engineers, District Office, Tulsa, Oklahoma; U. S. Geological Survey, Surface Water Branch, Oklahoma City; and the Bureau of Reclamation, Area Office, Oklahoma City.

SUPPLEMENTARY PRECIPITATION DATA

Storm of May 16-18, 1957

| Town    | Location |           | Amount and time of observation |           |           |    |     | Total | General Storm Period<br>Began | General Storm Period<br>Ended | Type of Gage | Accuracy |
|---------|----------|-----------|--------------------------------|-----------|-----------|----|-----|-------|-------------------------------|-------------------------------|--------------|----------|
|         | Latitude | Longitude | 16<br>Obs                      | 17<br>Obs | 18<br>Obs |    |     |       |                               |                               |              |          |
| Alex    | 34° 55'  | 97° 48'   |                                |           |           |    | 4.5 | 17 -  | -                             | Test tube                     | Fair         |          |
| Antioch | 34° 44'  | 97° 25'   |                                |           |           |    | 5.5 | 17 9a | -                             | Test tube                     | Fair         |          |
| Ardmore | 34° 11'  | 97° 14'   |                                |           |           |    | 5.0 | 16 -  | 17 -                          | 1" Comp. Gage                 | Good         |          |
| Ardmore | 34° 18'  | 97° 09'   |                                |           | 5.0       | am | 2.0 | am    | 18 am                         | Comp. rain gage               | Good         |          |

SUPPLEMENTARY PRECIPITATION DATA

OKLAHOMA  
MAY 1957

Storm of May 16-18, 1957

| Town         | Location |           | Amount and time of observation |     |      |     |      | Total | General Storm Period |       | Type of Gage | Accuracy |                  |                           |                         |      |                  |      |                    |      |
|--------------|----------|-----------|--------------------------------|-----|------|-----|------|-------|----------------------|-------|--------------|----------|------------------|---------------------------|-------------------------|------|------------------|------|--------------------|------|
|              | Latitude | Longitude | 16                             | Obs | 17   | Obs | 18   |       | Obs                  | Began |              |          | Ended            |                           |                         |      |                  |      |                    |      |
| Bradley      | 34° 43'  | 97° 45'   |                                |     |      |     |      | 5.0   | 17                   | -     | -            | -        | Test tube        | Fair                      |                         |      |                  |      |                    |      |
| Bradley      | 34° 53'  | 97° 42'   | 1.6                            | 8a  | 5.6  | 8a  |      | 7.2   | 16                   | -     | -            | -        | Visual farm gage | Good                      |                         |      |                  |      |                    |      |
| Clemscot     | 34° 21'  | 97° 28'   |                                |     | 4.5  | am  | 5.0  | am    | 9.5                  | 16    | pm           | 17       | -                | 1" x 5" Farm gage         | Good                    |      |                  |      |                    |      |
| Comanche     | 34° 21'  | 97° 58'   |                                |     |      |     | 4.0  | am    | 4.0                  | 17    | 5p           | 18       | 4a               | 1" x 6" Plastic farm gage | Good                    |      |                  |      |                    |      |
| Comanche     | 34° 20'  | 98° 02'   |                                |     |      |     | 4.5  | am    | 4.5                  | 17    | 5p           | 18       | -                | Comp. rain gage           | Fair                    |      |                  |      |                    |      |
| Comanche     | 34° 22'  | 98° 02'   |                                |     |      |     | 4.7  | am    | 4.7                  | 16    | -            | 17       | Mdt              | Comp. plastic rain gage   | Good                    |      |                  |      |                    |      |
| Comanche     | 34° 20'  | 98° 03'   |                                |     |      |     | 4.0+ | am    | 4.0+                 | 16    | -            | 18       | -                | 1" x 6" Plastic gage      | Fair                    |      |                  |      |                    |      |
| Comanche     | 34° 21'  | 98° 05'   |                                |     |      |     | 5.0+ | am    | 5.0+                 | 16    | -            | 18       | -                | 1" x 6" Plastic gage      | Good                    |      |                  |      |                    |      |
| Corum        | 34° 22'  | 98° 07'   |                                |     |      |     |      | 4.35  | am                   | 4.35  | 17           | 4:30p    | 18               | 6a                        | Standard 8" gage        | Good |                  |      |                    |      |
| Davis        | 34° 28'  | 97° 08'   | 3.1                            | -   | 1.8  | -   |      | 4.9   | 16                   | -     | 17           | -        | -                | 1" x 5" Farm gage         | Good                    |      |                  |      |                    |      |
| Davis        | 34° 32'  | 97° 15'   |                                |     |      |     |      | 5.5   | 16                   | -     | 17           | -        | -                | 1" x 5" Farm gage         | Good                    |      |                  |      |                    |      |
| Duncan       | 34° 29'  | 97° 58'   |                                |     |      |     | 4.00 |       | 4.00                 | 17    | 2a           | 18       | 8p               | Standard 8" gage          | Good                    |      |                  |      |                    |      |
| Duncan       | 34° 28'  | 98° 03'   |                                |     |      |     | 4.0  |       | 4.0                  | 17    | 4:30p        | 18       | 8a               | Comp. gage                | Good                    |      |                  |      |                    |      |
| Elgin        | 34° 40'  | 98° 12'   |                                |     |      |     |      | 4.0   | 17                   | am    | 18           | am       | -                | Comp. gage                | Good                    |      |                  |      |                    |      |
| Elmore       | 34° 39'  | 97° 20'   |                                |     |      |     |      | 5.5   | 16                   | pm    | 17           | -        | -                | Test tube                 | Good                    |      |                  |      |                    |      |
| Elmore       | 34° 50'  | 97° 19'   |                                |     | 1.9  | am  |      | 3.6   | pm                   | 0.8   | am           | 6.3      |                  | Test tube                 | Good                    |      |                  |      |                    |      |
| Fox          | 34° 21'  | 97° 30'   | 1.4                            | pm  | 2.4  | pm  |      | 2.1   | pm                   | 3.8   | pm           |          |                  | 9.7                       | 16                      | pm   | 18               | am   | 1" x 5" Comp. gage | Good |
| Gas City     | 34° 27'  | 98° 05'   |                                |     |      |     |      | 4.0   | am                   | 4.0   | 17           | 4:30p    | 18               | am                        | Comp. gage 1" x 5" farm | Good |                  |      |                    |      |
| Hastings     | 34° 19'  | 98° 02'   |                                |     |      |     |      | 5.0+  |                      | 5.0+  | 16           | -        | 18               | am                        | Comp. gage 1" x 5" farm | Good |                  |      |                    |      |
| Hastings     | 34° 18'  | 98° 04'   |                                |     |      |     |      | 4.5+  |                      | 4.5+  | 16           | -        | 18               | am                        | 1" x 6" Plastic gage    | Good |                  |      |                    |      |
| Hastings     | 34° 14'  | 98° 10'   |                                |     |      |     |      | 4.4   |                      | 4.4   | 17           | 4:30p    | 18               | 1a                        | 1" x 6" Farm gage       | Good |                  |      |                    |      |
| Hastings     | 34° 14'  | 98° 07'   |                                |     |      |     |      | 4.0   |                      | 4.0   | 17           | 4p       | 18               | 5a                        | Standard 8" gage        | Good |                  |      |                    |      |
| Healdton     | 34° 14'  | 97° 29'   |                                |     | 4.80 | am  | 2.87 | am    | 7.67                 | 16    | 4:30p        | 18       | am               | Standard 8" & Rec. gage   | Good                    |      |                  |      |                    |      |
| Healdton     | 34° 18'  | 97° 30'   |                                |     | 3.5  | am  | 4.20 | am    | 7.7                  | 16    | 4:30p        | 18       | am               | 1" x 5" Farm gage         | Good                    |      |                  |      |                    |      |
| Hennepin     | 34° 31'  | 97° 21'   |                                |     |      |     |      | 6.25  | 16                   | -     | 17           | -        | -                | 1" x 5" Farm gage         | Good                    |      |                  |      |                    |      |
| Lindsay      | 34° 50'  | 97° 37'   |                                |     | 0.52 | 8a  |      | 6.00  | 6p                   | 2.66  | 8a           | 9.18     | 16               | am                        | 18                      | am   | Standard 8" gage | Good |                    |      |
| Lindsay      | 34° 51'  | 97° 35'   |                                |     |      |     |      | 7.7   | 17                   | 8a    | -            | -        | -                | Test tube                 | Fair                    |      |                  |      |                    |      |
| Lindsay      | 34° 57'  | 97° 34'   |                                |     | 0.82 | 7a  | 5.50 | 7a    | 6.62                 | 17    | am           | 18       | am               | Visual farm gage          | Good                    |      |                  |      |                    |      |
| Loco         | 34° 19'  | 97° 38'   | 2.5                            | -   | 2.6  | -   |      | 5.1   | 16                   | -     | 17           | -        | -                | 1" x 5" Farm gage         | Good                    |      |                  |      |                    |      |
| Lone Grove   | 34° 11'  | 97° 16'   |                                |     |      |     |      | 7.0   | -                    | 7.0   | 16           | pm       | 17               | -                         | 1" x 5" Farm gage       | Good |                  |      |                    |      |
| Marlow       | 34° 43'  | 97° 56'   |                                |     |      |     |      | 6.5   | -                    | 6.5   | 17           | 2a       | 17               | 7:30p                     | 1" x 5" Farm gage       | Good |                  |      |                    |      |
| Marlow       | 34° 44'  | 97° 54'   |                                |     |      |     |      | 7.0   | -                    | 7.0   | 17           | -        | 17               | pm                        | Comp. Farm gage         | Good |                  |      |                    |      |
| Marlow       | 34° 38'  | 97° 48'   |                                |     |      |     |      | 4.5   | -                    | 4.5   | 17           | -        | 17               | -                         | Test tube               | -    |                  |      |                    |      |
| Marlow       | 34° 35'  | 97° 51'   | 2.5                            | -   | 4.0  | -   |      | 6.5   | 16                   | -     | 17           | -        | -                | 1" x 5" Farm gage         | Good                    |      |                  |      |                    |      |
| Maysville    | 34° 49'  | 97° 28'   |                                |     |      |     |      | 5.9+  | 17                   | -     | -            | -        | -                | Test tube                 | Good                    |      |                  |      |                    |      |
| Maysville    | 34° 49'  | 97° 24'   |                                |     |      |     |      | 5.0   | 17                   | noon  | -            | pm       | -                | Test tube                 | Good                    |      |                  |      |                    |      |
| Maysville    | 34° 47'  | 97° 25'   |                                |     |      |     |      | 6.0   | 17                   | -     | -            | -        | -                | Visual farm gage          | Fair                    |      |                  |      |                    |      |
| Maysville    | 34° 53'  | 97° 22'   |                                |     |      |     |      | 7.0   | 17                   | 3a    | -            | -        | -                | Test tube                 | Fair                    |      |                  |      |                    |      |
| Maysville    | 34° 56'  | 97° 24'   |                                |     |      |     |      | 6.0   | 16                   | pm    | -            | -        | -                | Test tube                 | Good                    |      |                  |      |                    |      |
| Milo         | 34° 20'  | 97° 20'   |                                |     |      |     |      | 7.7   | 16                   | -     | 17           | -        | -                | 1" x 5" Farm gage         | Good                    |      |                  |      |                    |      |
| Ninnekah     | 34° 57'  | 97° 52'   |                                |     | 4.0  | pm  |      | 4.0   | 17                   | -     | 17           | -        | -                | Visual Farm gage          | Good                    |      |                  |      |                    |      |
| Ninnekah     | 35° 00'  | 97° 54'   |                                |     |      |     |      | 4.75  | 17                   | -     | 17           | -        | -                | Farm gage                 | Good                    |      |                  |      |                    |      |
| Ninnekah     | 34° 58'  | 97° 43'   |                                |     |      |     |      | 4.0   | 17                   | noon  | 17           | Mdt      | -                | 5" Farm gage              | Good                    |      |                  |      |                    |      |
| Pauls Valley | 34° 44'  | 92° 27'   |                                |     |      |     |      | 5.0   | 17                   | 11a   | 18           | am       | -                | Test tube                 | Good                    |      |                  |      |                    |      |
| Pauls Valley | 35° 46'  | 97° 18'   |                                |     |      |     |      | 5.5   | 17                   | 10a   | -            | -        | -                | Test tube                 | Good                    |      |                  |      |                    |      |
| Pauls Valley | 34° 39'  | 97° 13'   |                                |     |      |     |      | 5.0+  | 16                   | pm    | 18           | am       | -                | Test tube                 | Good                    |      |                  |      |                    |      |
| Purcell      | 35° 01'  | 97° 30'   |                                |     |      |     |      | 5.5   | 17                   | -     | 18           | -        | -                | Test tube                 | -                       |      |                  |      |                    |      |
| Ratliff City | 34° 26'  | 97° 31'   | 2.0                            | pm  | 5.0  | pm  |      | 7.0   | 16                   | pm    | 17           | pm       | -                | 1" x 5" gage              | Good                    |      |                  |      |                    |      |
| Rush Springs | 34° 49'  | 97° 56'   |                                |     | 5.4  | pm  |      | 5.4   | 17                   | 12a   | 17           | 6p       | -                | 1" x 6" Farm gage         | Fair                    |      |                  |      |                    |      |
| Rush Springs | 34° 47'  | 98° 02'   |                                |     |      |     |      | 5.2   | 17                   | pm    | 17           | -        | -                | Farm gage                 | Good                    |      |                  |      |                    |      |
| Rush Springs | 34° 44'  | 97° 57'   |                                |     |      |     |      | 5.8   | 17                   | pm    | 17           | -        | -                | Farm gage                 | Good                    |      |                  |      |                    |      |
| Rush Springs | 34° 46'  | 97° 41'   |                                |     |      |     |      | 6.1   | 16                   | 3p    | 19           | 2:30a    | -                | Test tube                 | Good                    |      |                  |      |                    |      |
| Waurika      | 34° 17'  | 98° 01'   |                                |     |      |     |      | 5.5   | 16                   | -     | 17           | -        | -                | 1" Plastic gage           | Good                    |      |                  |      |                    |      |
| Waurika      | 34° 17'  | 98° 02'   |                                |     |      |     |      | 5.5   | 16                   | -     | 17           | -        | -                | 5-gal straight can        | Good                    |      |                  |      |                    |      |
| Wilson       | 34° 11'  | 97° 19'   |                                |     |      |     |      | 5.0   | 16                   | 5p    | 16           | Mdt      | -                | Farm gage                 | Good                    |      |                  |      |                    |      |
| Wilson       | 34° 10'  | 97° 26'   |                                |     | 3.5  | am  | 2.0  | am    | 5.5                  | 16    | pm           | 17       | -                | 1" x 5" Farm gage         | Good                    |      |                  |      |                    |      |
| Wilson       | 34° 10'  | 97° 30'   |                                |     |      |     |      | 5.5   | 16                   | pm    | 17           | -        | -                | Farm gage                 | Good                    |      |                  |      |                    |      |
| Woodward     | 34° 20'  | 97° 17'   |                                |     |      |     |      | 8.0   | 16                   | -     | 17           | -        | -                | 1" x 5" Farm gage         | Good                    |      |                  |      |                    |      |

Data collected in cooperation with Corps of Engineers, District Office, Tulsa, Oklahoma; U. S. Geological Survey, Surface Water Branch, Oklahoma City; and the Bureau of Reclamation, Area Office, Oklahoma City.

SUPPLEMENTARY PRECIPITATION DATA

Storm of May 20-21, 1957

| Town    | Location |           | Amount and time of observation |       |      |     | Total | General Storm Period |       | Type of Gage | Accuracy |                              |      |
|---------|----------|-----------|--------------------------------|-------|------|-----|-------|----------------------|-------|--------------|----------|------------------------------|------|
|         | Latitude | Longitude | 20                             | Obs   | 21   | Obs |       | Began                | Ended |              |          |                              |      |
| Cashion | 35° 50'  | 97° 40'   |                                |       | 4.9  | 7a  | 4.9   | 20                   | 8:30p | 21           | 4:30a    | 5 3/4" x 5/8" Plastic tube   | Good |
| Cashion | 35° 50'  | 97° 41'   |                                |       | 4.9  | a   | 4.9   | 20                   | 8p    | 21           | 4a       | Victor gage (Plastic)        | Good |
| Cashion | 35° 47'  | 97° 41'   | 0.2                            | 7p    | 4.95 | 7a  | 5.15  | 20                   | 5p    | -            | -        | Plastic gage 5 3/4" x 13/16" | Good |
| Cashion | 35° 47'  | 97° 41'   |                                |       | 5.4  | 7a  | 5.4   | 20                   | 5:30p | 21           | Dna      | Glass tube 5 3/4" x 13/16"   | Good |
| Guthrie | 35° 52'  | 97° 35'   |                                |       | 4.1  | 7a  | 4.1   | 20                   | 5p    | 21           | Dna      | Plastic tube 5 1/2" x 3/4"   | Good |
| Guthrie | 35° 52'  | 97° 34'   | 0.5                            | 7p    | 4.6  | 7a  | 5.1   | 20                   | -     | -            | -        | Plastic tube 5" x 10/16"     | Good |
| Guthrie | 35° 52'  | 97° 35'   | 0.5                            | 5:30p | 4.0  | 7a  | 4.5   | 20                   | 5p    | 21           | 12am     | Plastic tube 5 1/4" x 3/4"   | Good |
| Guthrie | 35° 53'  | 97° 27'   | 1.33                           | 7p    | 4.79 | 7a  | 6.12  | 20                   | 5p    | 21           | 4a       | Standard 8" rain gage        | Good |

Data collected in cooperation with Corps of Engineers, District Office, Tulsa, Oklahoma; U. S. Geological Survey, Surface Water Branch, Oklahoma City; and the Bureau of Reclamation, Area Office, Oklahoma City.







FIGURE V-11.—Location map for precipitation stations in eastern Texas with isohyets of total precipitation, May 1957.



TEXAS

DAILY PRECIPITATION

MAY 1957

| Station                  | Foot  | Day of month |     |      |      |     |     |   |     |      |      |      |      |      |      |      |      |     |    |    |    |    |    |    |      |      |      |      |      |     |      |    |      |     |     |      |      |      |     |   |
|--------------------------|-------|--------------|-----|------|------|-----|-----|---|-----|------|------|------|------|------|------|------|------|-----|----|----|----|----|----|----|------|------|------|------|------|-----|------|----|------|-----|-----|------|------|------|-----|---|
|                          |       | 1            | 2   | 3    | 4    | 5   | 6   | 7 | 8   | 9    | 10   | 11   | 12   | 13   | 14   | 15   | 16   | 17  | 18 | 19 | 20 | 21 | 22 | 23 | 24   | 25   | 26   | 27   | 28   | 29  | 30   | 31 |      |     |     |      |      |      |     |   |
| ABERNATHY                | 5.76  | .11          |     | .03  |      |     |     |   | .07 |      | .02  | 1.14 |      | .04  |      | .24  | 3.01 | .07 |    |    |    |    |    |    |      |      |      |      |      |     |      |    | .21  | .   |     |      |      |      |     |   |
| ABILENE WB AP            | 13.15 | .04          | .17 | .14  | .73  |     |     |   | T   | .84  | 1.16 | .88  | 1.85 | .50  | .55  |      |      |     |    |    |    |    |    |    | 1.41 | 1.00 | 1.01 | T    | .20  | .02 |      |    | 1.02 | .   |     |      |      |      |     |   |
| ACKERLY 3 SE             | 8.48  |              |     |      |      |     |     |   |     |      | .90  | 1.40 | .80  | .33  |      |      |      |     |    |    |    |    |    |    | .50  | 1.75 |      |      |      |     |      |    | .85  | .   |     |      |      |      |     |   |
| AGUA NUEVA               | .28   |              |     |      |      |     |     |   |     |      |      | .12  |      |      |      |      |      |     |    |    |    |    |    |    |      |      |      |      |      |     |      |    |      | .64 | .   |      |      |      |     |   |
| ALBANY                   | 9.93  | .02          | .09 | .45  | 1.01 | .15 | .16 |   |     | .70  |      | 1.11 | .44  | .59  |      |      |      |     |    |    |    |    |    |    | T    | .85  | 2.52 | .02  |      | .02 |      |    |      | .64 | .   |      |      |      |     |   |
| ALICE                    | 4.94  |              |     |      |      |     |     |   |     |      | 1.94 | .03  |      | .74  | T    |      |      |     |    |    |    |    |    |    |      |      |      |      |      |     |      |    |      |     | .   |      |      |      |     |   |
| ALPINE                   | 1.19  |              |     | .01  | T    |     | T   |   |     | .68  | .03  |      | .16  |      |      |      |      |     |    |    |    |    |    |    |      |      |      |      |      |     |      |    |      |     | .11 | .    |      |      |     |   |
| ALTO 3 SSW               | 2.77  | .68          | .13 | .07  |      |     |     |   |     |      |      | .58  | .30  | .20  |      |      |      |     |    |    |    |    |    |    | 1.80 | .22  | .32  |      | .20  |     |      |    |      |     | .51 | .    |      |      |     |   |
| ALVARADO                 | 15.32 | .11          | .15 | 2.28 |      |     |     |   |     | .35  |      | 1.05 | 4.86 | 1.50 |      |      |      |     |    |    |    |    |    |    | .02  | .01  |      | .20  |      |     |      |    |      |     | .40 | .11  | .    |      |     |   |
| ALVIN                    | 2.22  |              |     | .56  | .06  |     |     |   |     |      |      |      |      | .05  |      |      |      |     |    |    |    |    |    |    |      |      |      |      |      |     |      |    |      |     |     | .11  | .    |      |     |   |
| AMARILLO WB AP           | 4.36  | .15          | .52 | .04  | T    |     |     |   | .02 |      | .01  | 1.03 | .05  |      | .10  |      |      |     |    |    |    |    |    |    |      |      |      |      |      |     |      |    |      |     |     | 1.01 | .    |      |     |   |
| ANAHUAC 6 E              | 3.01  | .85          | .35 |      | .03  |     |     |   |     |      |      |      |      |      |      |      |      |     |    |    |    |    |    |    |      |      |      |      |      |     |      |    |      |     |     |      | .11  | .    |     |   |
| ANDERSON                 | 2.40  |              | .27 | .33  |      |     |     |   | T   | .11  |      | .14  |      | .51  |      |      |      |     |    |    |    |    |    |    |      |      |      |      |      |     |      |    |      |     |     | .28  | .    |      |     |   |
| ANGLETON 4 NE            | 2.62  | .30          | .27 | .25  | .19  |     |     |   |     | .02  |      |      |      |      |      |      |      |     |    |    |    |    |    |    |      |      |      |      |      |     |      |    |      |     |     |      | .12  | .    |     |   |
| ANNA                     | 15.47 | .20          | .09 | .52  | T    |     |     |   |     | .20  |      | .05  | 1.02 | .91  |      |      |      |     |    |    |    |    |    |    | 2.67 | .64  | 1.45 | 1.57 | 4.10 |     |      |    |      |     |     | .21  | .    |      |     |   |
| ANTELOPE                 | 9.14  | .03          | .20 | .17  | 1.07 | .14 |     |   |     | 1.12 |      | .40  | .08  | .57  |      |      |      |     |    |    |    |    |    |    |      |      |      |      |      |     |      |    |      |     |     |      | 1.02 | .    |     |   |
| ARANSAS PASS             | 5.60  | .06          |     |      |      |     |     |   |     |      |      |      |      | .16  |      |      |      |     |    |    |    |    |    |    |      | .67  | 1.48 |      | 2.94 | .16 | 1.54 |    |      |     |     | .25  | .    |      |     |   |
| ARCHER CITY              | 11.07 | .53          | .94 | .20  | 1.45 |     |     |   |     | 1.10 |      | .65  | .05  | .87  |      |      |      |     |    |    |    |    |    |    |      |      |      |      |      |     |      |    |      |     |     |      | .28  | .    |     |   |
| ARLINGTON                | 13.10 | .16          |     |      | 1.28 |     |     |   |     | .23  |      | .22  | 2.75 | .13  |      |      |      |     |    |    |    |    |    |    |      |      |      |      |      |     |      |    |      |     |     |      | 1.48 | .    |     |   |
| ARTHUR CITY              | 9.27  | .49          |     |      | .12  |     |     |   |     |      |      |      |      | .85  |      |      |      |     |    |    |    |    |    |    | 2.14 | 1.88 | 1.14 | 1.12 | .94  |     |      |    |      |     |     |      | .23  | .    |     |   |
| ASPERMONT                | 5.19  | .03          | T   | .23  | .32  |     |     |   |     | .87  |      | 1.02 | T    | .06  |      |      |      |     |    |    |    |    |    |    |      |      |      |      |      |     |      |    |      |     |     |      | 1.54 | .    |     |   |
| ATHENS 2 SSE             | 7.29  | 1.13         | .04 | .29  | .02  |     |     |   |     | .08  | .35  | .01  | .01  | .27  | 1.16 | .03  |      |     |    |    |    |    |    |    |      |      |      |      |      |     |      |    |      |     |     |      | .11  | .    |     |   |
| ATLANTA                  | 6.00  | .72          |     | .27  |      |     | .48 |   |     |      |      |      | .44  | .80  |      |      |      |     |    |    |    |    |    |    |      |      |      |      |      |     |      |    |      |     |     |      | .30  | .    |     |   |
| AUSTIN WB AP             | 7.38  |              | T   | .25  | .06  |     |     |   | T   | T    | .13  | T    | .09  | .61  |      |      |      |     |    |    |    |    |    |    |      |      |      |      |      |     |      |    |      |     |     |      | .47  | .    |     |   |
| AUSTIN DAM               | 5.54  | .07          | T   |      | .04  | .15 |     |   |     | .11  |      |      |      | .56  | T    |      |      |     |    |    |    |    |    |    |      |      |      |      |      |     |      |    |      |     |     |      | .37  | .    |     |   |
| AUSTIN HWY 290 BRIDGE    | 5.34  |              |     |      | .15  |     |     |   |     | .08  |      | .05  | T    | .14  |      | .03  |      |     |    |    |    |    |    |    |      |      |      |      |      |     |      |    |      |     |     |      | .30  | .    |     |   |
| AUSTWELL                 | 6.67  |              |     |      | .70  | .15 |     |   |     |      |      |      |      | .34  |      |      |      |     |    |    |    |    |    |    |      |      |      |      |      |     |      |    |      |     |     |      | .42  | .    |     |   |
| AUSTWELL WL REF          | 6.14  |              |     |      | .22  |     |     |   |     |      |      |      |      |      |      |      |      |     |    |    |    |    |    |    |      |      |      |      |      |     |      |    |      |     |     |      | .30  | .    |     |   |
| BAKERSFIELD              | 2.93  |              |     |      |      |     |     |   |     | .05  |      |      |      |      |      |      |      |     |    |    |    |    |    |    |      |      |      |      |      |     |      |    |      |     |     |      | .20  | .    |     |   |
| BALLINGER 2 N            | 5.79  | .02          | .03 | .02  | .70  |     |     |   |     |      | .60  | .01  | .12  | .53  | 1.22 |      |      |     |    |    |    |    |    |    |      |      |      |      |      |     |      |    |      |     |     |      | .54  | .    |     |   |
| BALMORHEA EXP PAN        |       |              |     |      |      |     |     |   |     |      |      |      |      |      |      |      |      |     |    |    |    |    |    |    |      |      |      |      |      |     |      |    |      |     |     |      | .75  | .    |     |   |
| BALMORHEA GRAEF RANCH    | 4.65  |              |     |      |      |     |     |   |     | .60  |      |      |      |      |      |      |      |     |    |    |    |    |    |    |      |      |      |      |      |     |      |    |      |     |     |      | .59  | .    |     |   |
| BARNHART                 | 5.78  |              |     |      |      |     |     |   |     |      | 1.56 |      |      | 1.86 | .53  |      |      |     |    |    |    |    |    |    |      |      |      |      |      |     |      |    |      |     |     |      | .82  | .    |     |   |
| BAY CITY WATERWORKS      | 4.79  | T            | .02 |      |      |     |     |   |     |      | .03  | T    |      |      | .05  |      |      |     |    |    |    |    |    |    |      |      |      |      |      |     |      |    |      |     |     |      | .75  | .    |     |   |
| BAYTOWN                  | 3.03  |              |     | 1.93 |      |     |     |   |     |      |      |      |      |      |      |      |      |     |    |    |    |    |    |    |      |      |      |      |      |     |      |    |      |     |     |      |      | .82  | .   |   |
| BEAUMONT                 | 1.74  | .70          | .10 |      |      |     |     |   |     |      |      |      |      |      |      |      |      |     |    |    |    |    |    |    |      |      |      |      |      |     |      |    |      |     |     |      | .45  | .    |     |   |
| BEAUMONT EXP FARM        | 1.23  | .27          | .03 |      |      |     |     |   |     |      | .23  |      |      |      |      |      |      |     |    |    |    |    |    |    |      |      |      |      |      |     |      |    |      |     |     |      |      | .22  | .   |   |
| BEIJAS                   | 1.30  | .22          |     |      |      |     |     |   |     |      |      |      |      |      |      |      |      |     |    |    |    |    |    |    |      |      |      |      |      |     |      |    |      |     |     |      | .45  | .    |     |   |
| BEEVILLE 5 NE            | 9.13  |              |     |      |      |     |     |   |     |      |      | 3.24 |      | .85  |      |      |      |     |    |    |    |    |    |    |      |      |      |      |      |     |      |    |      |     |     |      | .22  | .    |     |   |
| BELTON DAM               | 3.47  |              | .14 |      | .04  |     |     |   |     |      | .42  | .18  | .50  | .73  | .42  |      |      |     |    |    |    |    |    |    |      |      |      |      |      |     |      |    |      |     |     |      | .16  | .    |     |   |
| BENBROOK DAM             | 11.84 | .07          | .10 | .61  | .09  | .10 |     |   |     | .07  | .53  | T    | .27  | 2.45 | .03  |      |      |     |    |    |    |    |    |    |      |      |      |      |      |     |      |    |      |     |     |      | .17  | .    |     |   |
| BENJAMIN                 | 7.39  | .33          | T   | .49  | .91  |     |     |   |     |      | 1.08 | 1.24 |      |      |      |      |      |     |    |    |    |    |    |    |      |      |      |      |      |     |      |    |      |     |     |      | .80  | .    |     |   |
| BIG SPRING               | 5.65  | .02          |     |      |      |     |     |   |     |      | .33  |      | 1.40 | .05  | .16  |      |      |     |    |    |    |    |    |    |      |      |      |      |      |     |      |    |      |     |     |      | .68  | .    |     |   |
| BIG WELLS                | 4.68  |              |     |      |      |     |     |   |     |      |      | .65  | .99  | .10  | T    |      |      |     |    |    |    |    |    |    |      |      |      |      |      |     |      |    |      |     |     |      | .51  | .    |     |   |
| BISHOP                   | 4.23  |              |     |      |      |     |     |   |     |      |      |      |      |      |      |      |      |     |    |    |    |    |    |    |      |      |      |      |      |     |      |    |      |     |     |      | .38  | .    |     |   |
| BLANCO                   | 7.74  | .05          |     | .32  | .21  |     |     |   |     | .09  | .06  | .59  |      | .89  | .16  |      |      |     |    |    |    |    |    |    |      |      |      |      |      |     |      |    |      |     |     |      | .69  | .    |     |   |
| BLANKET                  | 6.42  | .16          |     | 1.53 | .10  |     |     |   |     |      |      |      | 1.04 | 1.28 |      |      |      |     |    |    |    |    |    |    |      |      |      |      |      |     |      |    |      |     |     |      | .31  | .    |     |   |
| BLEWETT                  |       |              |     |      |      |     |     |   |     |      |      |      |      |      |      |      |      |     |    |    |    |    |    |    |      |      |      |      |      |     |      |    |      |     |     |      | .27  | .    |     |   |
| BOERNE                   | 9.22  |              | .01 | .01  | .43  |     |     |   |     | .02  | .03  | .08  |      | .02  | .70  | .91  |      |     |    |    |    |    |    |    |      |      |      |      |      |     |      |    |      |     |     |      | 1.33 | .    |     |   |
| BON WIER                 | 8.93  | .18          |     | .12  | .13  |     |     |   |     |      |      |      |      |      |      |      |      |     |    |    |    |    |    |    |      |      |      |      |      |     |      |    |      |     |     |      |      | 1.35 | .   |   |
| BOHAM                    | 15.10 | .60          | .15 | .02  | .45  | .01 |     |   |     |      | .35  |      | 1.01 | 1.55 | .75  |      |      |     |    |    |    |    |    |    |      |      |      |      |      |     |      |    |      |     |     |      | .85  | .    |     |   |
| BOOKER                   | 5.55  | .09          | .80 | .51  | .03  |     |     |   |     |      |      |      | 1.06 | .13  | .35  | .13  |      |     |    |    |    |    |    |    |      |      |      |      |      |     |      |    |      |     |     |      | .67  | .    |     |   |
| BOQUILLAS RANGER STATION | 1.46  |              |     | .03  |      |     |     |   |     |      |      | .03  | .08  |      |      | .34  | .48  |     |    |    |    |    |    |    |      |      |      |      |      |     |      |    |      |     |     |      | .01  | .    |     |   |
| BORGER                   | 7.37  | 1.33         | .26 | .12  | .06  |     |     |   |     |      |      |      | .69  |      |      | 1.41 | .42  |     |    |    |    |    |    |    |      |      |      |      |      |     |      |    |      |     |     |      | .14  | .    |     |   |
| BORGER 3 W               |       |              |     |      |      |     |     |   |     |      |      |      |      |      |      |      |      |     |    |    |    |    |    |    |      |      |      |      |      |     |      |    |      |     |     |      | .05  | .126 | .   |   |
| BOWIE                    | 9.75  | .02          | .03 | .59  | .16  |     |     |   |     | .85  |      | .83  | .16  | .82  |      |      |      |     |    |    |    |    |    |    |      |      |      |      |      |     |      |    |      |     |     |      |      | 1.90 | .   |   |
| BOXELDER                 | 8.96  | .09          | .80 | .59  | .22  |     |     |   |     |      |      | .26  | .79  | .27  | 2.27 | 1.00 |      |     |    |    |    |    |    |    |      |      |      |      |      |     |      |    |      |     |     |      |      | .10  | .   |   |
| BOYD 3 SE                | 11.53 | .03          | .03 | T    |      | .07 |     |   |     |      | .48  |      | .18  | .02  | 1.00 |      |      |     |    |    |    |    |    |    |      |      |      |      |      |     |      |    |      |     |     |      |      | .67  | .   |   |
| BRACKETTVILLE            | 10.08 |              |     |      |      |     |     |   |     | .05  |      | 1.03 | .90  | 1.10 | 1.14 |      |      |     |    |    |    |    |    |    |      |      |      |      |      |     |      |    |      |     |     |      |      | .29  | .   |   |
| BRADY                    | 7.49  | .28          | T   |      | .90  | .29 |     |   |     |      |      |      |      |      |      |      |      |     |    |    |    |    |    |    |      |      |      |      |      |     |      |    |      |     |     |      |      | .29  | .   |   |
| BRAVO                    | 3.68  |              |     |      |      |     |     |   |     |      |      |      | .51  |      |      | .35  |      |     |    |    |    |    |    |    |      |      |      |      |      |     |      |    |      |     |     |      |      | .26  | .44 | . |
| BRAZOS                   | 19.32 | .10          |     | 4.93 | .66  |     |     |   |     |      | .92  | </   |      |      |      |      |      |     |    |    |    |    |    |    |      |      |      |      |      |     |      |    |      |     |     |      |      |      |     |   |



# DAILY PRECIPITATION

TEXAS  
MAY 1957

| Station              | Total | Day of month |     |      |     |     |   |   |   |      |     |      |      |      |      |      |     |      |     |    |    |    |    |      |      |      |      |      |      |      |      |      |      |     |     |
|----------------------|-------|--------------|-----|------|-----|-----|---|---|---|------|-----|------|------|------|------|------|-----|------|-----|----|----|----|----|------|------|------|------|------|------|------|------|------|------|-----|-----|
|                      |       | 1            | 2   | 3    | 4   | 5   | 6 | 7 | 8 | 9    | 10  | 11   | 12   | 13   | 14   | 15   | 16  | 17   | 18  | 19 | 20 | 21 | 22 | 23   | 24   | 25   | 26   | 27   | 28   | 29   | 30   | 31   |      |     |     |
| GAINESVILLE          | 11.97 | .09          | .41 | 1.51 | .02 |     |   |   |   | .20  |     | .63  | .18  | .86  | .18  | .01  | .06 | 1.30 | T   |    |    |    |    | .57  | 1.72 | 2.00 | 1.53 |      |      |      |      | .70  |      |     |     |
| GALVESTON WB CITY    | 9.94  | .10          | T   | .01  |     |     |   |   |   |      |     |      |      |      |      |      |     | .34  |     |    |    |    |    |      |      | .01  | .22  | .25  |      |      |      | .01  |      |     |     |
| GALVESTON WB AP      | 6.88  | .01          |     | .01  |     |     |   |   |   |      |     |      |      |      |      |      |     | .62  |     |    |    |    |    |      |      | T    | T    | .18  |      |      |      | .06  |      |     |     |
| GARDEN CITY 1 E      | 3.83  |              |     |      |     |     |   |   |   |      |     | .03  | .73  | .19  | .18  |      |     | .60  |     |    |    |    |    | .47  | .88  |      | 1.50 |      |      |      | .57  |      |      |     |     |
| GARY                 | 3.72  | .19          |     |      |     |     |   |   |   |      |     |      | .15  |      |      |      |     |      |     |    |    |    |    |      |      |      |      |      |      |      |      | .20  |      |     |     |
| GARZA LITTLE ELM DAM | 10.19 | .06          | .95 | T    | .24 | .03 |   |   |   | .29  |     | .02  | .52  | 2.21 | .11  | 1.56 | .24 |      | .57 |    |    |    |    | .40  | 2.00 | 1.56 | 2.25 |      | .03  |      |      | .33  |      |     |     |
| GATESVILLE           | 9.73  | .06          | T   | .11  |     |     | T |   |   |      |     |      |      |      |      |      | .21 | .70  |     |    |    |    |    | .50  | .05  | .06  |      | 1.32 |      | .43  | .27  |      |      |     |     |
| GEORGE WEST          | 5.11  |              |     |      |     |     |   |   |   |      |     | 1.17 | .41  | 1.46 |      |      |     |      |     |    |    |    |    |      |      |      | 1.22 | .16  | .30  |      |      | 1.06 |      |     |     |
| GIDDINGS             | 3.88  |              | T   | .13  |     |     |   |   |   |      |     |      | .41  |      |      |      |     | .33  |     |    |    |    |    | .26  |      | 2.35 |      |      |      |      |      |      |      |     |     |
| GILMER 2 S           | 7.37  | .18          | .65 |      |     |     |   |   |   | .04  | .37 |      |      | .71  |      |      |     |      |     |    |    |    |    |      |      |      | 1.68 |      |      |      |      |      |      |     |     |
| GIRVIN               |       |              |     |      |     |     |   |   |   |      |     |      |      |      |      |      |     |      |     |    |    |    |    |      |      |      |      |      |      |      |      |      |      |     |     |
| GLADEWATER           | 5.04  | 1.30         | .04 |      | .20 |     |   |   |   |      |     | .25  |      |      | .50  |      |     |      |     |    |    |    |    |      |      | .20  | .90  |      | 1.35 | .30  |      |      |      |     |     |
| GLENFAWN             | 5.38  | .40          |     |      |     |     |   |   |   |      |     | .83  |      | 2.51 |      |      |     |      |     |    |    |    |    | .16  | .19  |      | .20  |      |      |      |      | .88  |      |     |     |
| GOLD                 | 6.53  | .25          |     | .40  |     |     |   |   |   |      |     |      | .52  |      |      |      |     |      |     |    |    |    |    |      |      |      | .20  |      |      |      |      | .77  |      |     |     |
| GOLDTHWAITE          | 8.16  | .02          | .10 | .22  | .22 |     |   |   |   |      |     | .88  | .90  | 2.20 | 1.60 |      |     |      |     |    |    |    |    |      |      | .07  |      | .03  | .03  | .25  |      |      |      |     |     |
| GOLIAD               | 5.78  |              |     | .05  | .23 |     |   |   |   | .05  | .04 |      |      | .03  |      |      |     |      |     |    |    |    |    | 3.17 |      |      |      |      | 2.07 | .01  |      | .13  |      |     |     |
| GOLIAD 6 NE          | 6.59  |              |     | .04  | .11 |     | T | T |   | .04  |     |      |      | .04  |      |      |     |      |     |    |    |    |    | 4.20 |      |      | T    | T    | 2.75 | .25  | .60  |      |      |     |     |
| GOLIAD 1 SE          | 6.50  |              |     | .30  |     |     |   |   |   |      |     |      |      | 2.04 |      |      |     |      |     |    |    |    |    | 2.85 |      |      |      |      | 2.75 | .25  | .35  |      |      |     |     |
| GONZALES 1           | 6.95  | .12          | .10 |      | .10 | T   |   |   |   | .02  | .01 |      |      |      |      |      |     |      |     |    |    |    |    |      |      |      | .32  | 1.75 | 2.29 |      |      |      |      |     |     |
| GONZALES 2           |       |              |     |      |     |     |   |   |   |      |     |      |      |      |      |      |     |      |     |    |    |    |    |      |      |      |      |      |      |      |      |      |      |     |     |
| GRAHAM               | 12.54 | .06          | .68 | 2.10 | .67 | .21 |   |   |   | 1.30 |     | .35  | .63  | .78  |      |      |     |      |     |    |    |    |    | 2.10 |      | 1.00 | 2.36 |      |      |      |      | .30  |      |     |     |
| GRANBURY             | 10.26 | .10          | .05 | .35  | .45 | .06 |   |   |   | T    | .75 |      | .40  | 1.50 | 1.50 |      |     |      |     |    |    |    |    | 1.60 | .05  | 1.80 | .35  |      |      |      |      | 1.50 |      |     |     |
| GRANDFALLS 3 SSE     | 3.58  |              |     |      |     |     |   |   |   |      |     | .06  |      |      |      |      |     |      |     |    |    |    |    |      | .07  |      |      |      | 1.52 |      |      | .93  |      |     |     |
| GRAPELAND            | 3.98  | .75          | .12 | .12  |     |     |   |   |   |      |     |      | 1.60 | 1.10 | .09  |      |     |      |     |    |    |    |    | .07  |      |      | .05  | .33  |      | .85  |      |      |      |     |     |
| GRAPEVINE DAM        | 11.40 | .05          | .24 | T    | .03 | .01 |   |   |   | .02  | .21 |      | .14  | 1.10 | .21  |      |     |      |     |    |    |    |    | .48  |      | T    | .67  | 1.64 | 2.47 | 1.13 |      |      |      |     |     |
| GREENVILLE 2 SW      | 14.19 | 1.37         | .23 | T    | .41 | T   |   |   |   | .19  |     |      | .05  | 2.20 | 1.30 |      |     |      |     |    |    |    |    | .21  |      | T    | .33  | 3.45 | .90  | 3.52 |      |      | .03  |     |     |
| GROVETON             | 2.04  |              |     |      |     |     |   |   |   |      |     |      | .25  | .10  | .38  | .33  |     |      |     |    |    |    |    |      |      |      |      | .68  |      |      |      |      |      |     |     |
| GRUBER               | 5.04  | 1.00         | .28 | .07  | .03 |     |   |   |   |      |     |      | .33  | .04  | 3.75 | .03  | .03 |      |     |    |    |    |    |      | 1.08 |      | .14  | 1.47 |      |      |      | .44  |      |     |     |
| GUNTER               | 17.71 | .40          | .17 | 2.10 | .45 |     |   |   |   | .07  | .44 |      | .42  | .50  | .67  |      |     |      |     |    |    |    |    |      | .28  |      | .11  | 3.00 | 3.52 | 2.75 | 1.05 | .14  | .12  |     |     |
| GUTHRIE              | 6.65  |              |     | .15  | .38 |     |   |   |   |      |     | .96  |      |      |      |      |     |      |     |    |    |    |    |      | 1.17 |      | .97  |      | .24  |      |      |      | 1.19 |     |     |
| HAGANSFORT           | 11.96 | .24          | .30 | .22  | T   |     |   |   |   | .01  | .11 |      |      | T    | 3.94 | 1.45 |     |      |     |    |    |    |    | T    | .10  |      | 1.12 | 1.86 | .61  | 2.00 |      |      |      |     |     |
| HALE CENTER          | 5.20  |              |     |      |     |     |   |   |   |      |     | .90  |      | .08  |      |      |     |      |     |    |    |    |    |      |      |      | .75  |      |      |      |      | 2.10 |      |     |     |
| HALE CENTER 14 NW    | 4.07  |              |     |      |     |     |   |   |   |      |     | 1.21 | .21  |      |      |      |     |      |     |    |    |    |    |      |      |      | .12  |      |      |      |      | .89  |      |     |     |
| HALLETTVILLE         | 4.73  | .04          | T   | T    |     |     |   |   |   |      |     |      |      | 1.87 |      |      |     |      |     |    |    |    |    |      |      |      |      |      | 1.15 |      |      | .98  |      |     |     |
| HAMILTON 2 NW        | 7.61  | T            | .31 | T    | .49 | .30 |   |   |   |      |     | .01  | .22  | .08  | 1.00 | 2.42 |     |      |     |    |    |    |    |      |      |      | 1.60 |      | .03  | .05  | .96  | .06  | .02  |     |     |
| HAMLIN               | 8.64  | .02          | T   | .13  | .14 |     |   |   |   |      |     |      | .84  | T    | .26  | 1.63 |     |      |     |    |    |    |    |      |      |      | .17  | 2.16 |      | .21  |      |      | 1.74 |     |     |
| HARLETON             | 5.23  | .67          | .57 |      |     |     |   |   |   |      |     | .03  |      | T    | .35  |      |     |      |     |    |    |    |    |      |      |      | .34  | .74  |      | .02  | .72  |      | .48  |     |     |
| HARLINGTON           | 2.32  |              |     |      |     |     |   |   |   |      |     | .33  |      | .65  | .53  | .18  |     |      |     |    |    |    |    |      |      |      |      |      |      |      |      |      | .81  |     |     |
| HARPER               | 2.84  |              |     | .13  | .18 |     |   |   |   |      |     |      | .95  | .46  | .10  |      |     |      |     |    |    |    |    |      |      |      |      | 1.29 | 3.65 | .36  |      |      | .38  |     |     |
| HART                 |       |              |     |      |     |     |   |   |   |      |     |      |      |      |      |      |     |      |     |    |    |    |    |      |      |      |      | .26  |      |      |      |      |      |     |     |
| HARTLEY              | 2.53  | .12          | .02 | .03  |     |     |   |   |   |      |     |      | .06  | .50  | .07  |      |     |      |     |    |    |    |    |      |      |      |      | .12  |      |      |      |      | .21  |     |     |
| HASKELL              | 8.66  | .12          | .02 | .15  | .43 | .04 |   |   |   |      |     | 1.77 |      | .50  | .64  | .23  |     |      |     |    |    |    |    |      | 1.01 |      | .08  | .19  | .73  | .01  | .16  | .02  | .05  | .03 |     |
| HASKELL 6 NW         | 7.61  | .07          | .06 | .51  | .34 |     |   |   |   |      |     | .01  | .58  | 1.31 | .02  | .40  |     |      |     |    |    |    |    |      | T    | 1.74 |      | .29  | T    | .85  | .01  | .16  | 1.26 |     |     |
| HANKINS              | 8.30  | 1.24         |     |      |     |     |   |   |   |      |     |      |      | 1.55 |      |      |     |      |     |    |    |    |    |      |      |      | 2.75 | .54  | .22  |      |      |      | 2.00 |     |     |
| HAYNES RANCH         | 5.24  |              |     | .13  |     |     |   |   |   |      |     | .35  |      | .77  | .09  |      |     |      |     |    |    |    |    |      |      |      | 1.50 |      | .82  |      |      |      | .25  |     |     |
| HEBBRONVILLE         | 5.50  |              |     |      |     |     |   |   |   |      |     |      |      |      |      |      |     |      |     |    |    |    |    |      |      |      |      |      |      |      |      |      |      |     |     |
| HEMPSTEAD            | 2.34  | .15          | .10 |      |     |     |   |   |   |      |     | .07  | .25  |      |      |      |     |      |     |    |    |    |    |      |      |      |      |      | .45  |      |      |      |      |     |     |
| HENDERSON            | 3.00  | .26          | .20 |      |     |     |   |   |   |      |     |      |      | .05  | 1.11 | .43  |     |      |     |    |    |    |    |      |      |      |      | .13  | .90  |      |      |      |      |     |     |
| HENLY                | 8.70  |              |     |      |     |     |   |   |   |      |     | 1.50 |      |      |      |      |     |      |     |    |    |    |    |      |      |      |      | 1.50 | 1.72 |      |      |      | .95  |     |     |
| HENRIETTA            |       |              |     |      |     |     |   |   |   |      |     |      |      |      |      |      |     |      |     |    |    |    |    |      |      |      |      |      |      |      |      |      |      |     |     |
| HEREFORD 1           | 1.60  |              |     |      |     |     |   |   |   |      |     |      |      | .82  |      |      |     |      |     |    |    |    |    |      |      |      |      |      |      |      |      |      |      |     |     |
| HERNITT 1 SE         |       |              |     |      |     |     |   |   |   |      |     |      |      |      |      |      |     |      |     |    |    |    |    |      |      |      |      |      |      |      |      |      | .50  |     |     |
| HICO                 | 8.94  | .19          | T   | 2.19 | .39 |     |   |   |   |      |     |      |      | .76  | .08  | 1.78 |     |      |     |    |    |    |    |      |      |      |      | 1.47 |      | .04  |      | .12  | .06  |     |     |
| HIGGINS              | 8.00  | .09          | .15 | 1.47 | .72 | T   |   |   |   |      |     |      | .03  | .45  | .99  | .15  |     |      |     |    |    |    |    |      |      |      |      |      | 1.08 |      |      |      | .77  |     |     |
| HILLSBORO            |       |              |     |      |     |     |   |   |   |      |     |      |      |      |      |      |     |      |     |    |    |    |    |      |      |      |      |      |      |      |      |      |      |     |     |
| HITCHLAND            | 4.90  | .36          | .22 | .09  | .02 |     |   |   |   |      |     |      | .25  | .20  | .01  |      |     |      |     |    |    |    |    |      | 1.78 |      |      |      |      |      |      |      | .24  |     |     |
| HONDO                | 7.41  | .02          | .01 | .13  |     |     |   |   |   |      |     | .01  | T    | .15  | .09  | 1.03 |     |      |     |    |    |    |    |      | 1.35 | .05  | .54  | 1.12 |      |      |      |      | .67  |     |     |
| HONEY GROVE          | 11.74 |              |     | .15  |     |     |   |   |   |      |     |      |      | 1.70 | 2.30 |      |     |      |     |    |    |    |    |      |      |      |      |      | 2.50 | 2.50 | 1.86 |      |      | .62 |     |
| HORDES CREEK DAM     | 9.21  |              |     | .30  | .02 |     |   |   |   |      |     | .64  | .02  | .79  | 2.20 |      |     |      |     |    |    |    |    |      |      |      |      | 2.15 | 1.40 | 1.50 | 1.75 | .45  | .96  | .10 | .12 |
| HORGER               | 2.30  | 1.03         | .07 | T    |     |     |   |   |   |      |     |      |      |      | .45  | .06  |     |      |     |    |    |    |    |      |      |      |      | .12  | .12  | .45  |      |      | .31  |     |     |
| HOUSTON WB CITY      | 1.99  |              |     |      |     |     |   |   |   |      |     |      |      |      |      |      |     |      |     |    |    |    |    |      |      |      |      |      |      |      |      |      |      |     |     |







# DAILY PRECIPITATION

TEXAS  
MAY 1957

| Station               | Total | Day of month |      |      |      |     |   |     |     |      |      |      |      |      |      |     |      |      |      |      |     |     |     |      |      |      |      |      |      |      |      |    |
|-----------------------|-------|--------------|------|------|------|-----|---|-----|-----|------|------|------|------|------|------|-----|------|------|------|------|-----|-----|-----|------|------|------|------|------|------|------|------|----|
|                       |       | 1            | 2    | 3    | 4    | 5   | 6 | 7   | 8   | 9    | 10   | 11   | 12   | 13   | 14   | 15  | 16   | 17   | 18   | 19   | 20  | 21  | 22  | 23   | 24   | 25   | 26   | 27   | 28   | 29   | 30   | 31 |
| SHYDER                | 7.13  |              |      | .05  | .12  |     |   |     |     | .39  | 1.14 | .68  |      |      |      |     |      | 1.59 |      |      |     |     |     | .05  | .17  | 1.13 | T    |      |      |      | 1.01 | *  |
| SONORA                | 12.73 |              |      | .34  | .02  |     |   |     |     | .05  | .63  | 1.90 | .11  |      |      |     | .01  | 3.09 |      |      |     |     | .05 | .17  | 1.13 | T    | .22  | 3.84 |      | 1.49 | *    |    |
| SPEARMAN              | 5.18  | .06          | .40  | .60  | .27  |     |   |     |     |      | .28  | .07  | .12  |      |      | .75 |      |      |      |      |     | .10 | T   | 1.70 | T    | T    |      |      | .03  | .80  | *    |    |
| SPINKS RANCH          | 6.24  | .21          |      | .32  |      |     |   |     |     | .55  | .66  | .75  | .60  |      |      |     |      | .57  |      |      |     |     |     |      | .08  | 1.40 |      |      |      | .94  | *    |    |
| SPRING BRANCH 2 SE    | 7.24  |              |      |      | .40  |     |   |     | .06 | .06  | .27  | .66  | .75  | .60  | .81  | T   |      |      |      |      |     |     | .10 |      |      | T    | .08  | 1.40 | 1.89 | *    |      |    |
| SPRINGTOWN 3 W        | 11.63 | .06          |      |      |      |     |   |     |     | .58  | .59  | .42  | 1.53 | .07  |      |     |      | 1.75 |      |      |     |     |     |      | 2.40 | 2.55 | 1.67 |      |      | .01  | .50  | *  |
| SPUR 1 NW             | 5.23  | T            |      | .23  | .07  |     |   |     | T   | .40  | T    | 1.40 | .17  | .05  | .11  | .05 |      | .03  | 1.90 |      |     | .19 |     | .18  | .25  | .03  | .06  | .21  |      |      | .60  | *  |
| SPURGER DAM B         | 1.79  | .81          | .02  | T    | .34  |     |   |     |     |      |      |      |      |      |      |     |      |      |      |      |     |     |     |      |      |      |      |      |      |      |      |    |
| STAMFORD 1            | 9.41  | .20          | .02  | .10  | .80  | .08 |   |     |     | 1.40 | .51  | .93  | .23  |      |      |     |      | 1.83 |      |      |     |     |     | .18  | .53  | .06  |      |      |      | 1.60 | *    |    |
| STEPHENVILLE 3 NE     | 9.69  | .03          | .43  | .13  | .33  | .15 |   |     |     | .83  | .03  | .93  | 1.13 |      |      |     |      | 1.50 |      |      |     |     |     | 1.75 | .25  | 2.09 |      |      | T    | .02  | .09  | *  |
| STERLEY               | 3.41  | *            | *    | *    | .40  |     |   |     |     |      | .80  | .07  | .27  |      |      |     |      |      | 1.70 |      |     |     |     |      | .15  | .12  |      | .08  |      | .28  | *    |    |
| STERLING CITY         | 3.56  |              |      |      |      |     |   |     |     | .80  | .07  | .27  |      |      |      |     |      | .94  |      |      |     |     | .76 |      | .40  | .12  |      | .08  |      | .60  | *    |    |
| STERLING CITY 9 NW    | 3.58  | .03          |      | .02  |      |     |   |     |     | .02  | .50  | .40  | .10  |      |      |     |      | .70  |      |      |     |     | .18 |      | .25  | .05  |      |      |      | .26  | *    |    |
| STRATFORD             | 3.11  |              | .04  | .04  | .02  |     |   |     | T   | .96  | .01  | .57  | .94  | .85  |      |     |      | .63  |      |      |     |     |     | .18  | .25  | 1.09 | .05  | 1.06 | .30  | .26  | *    |    |
| STRAWN 8 NNE          | 14.09 | .18          | .22  | 1.25 | 1.55 | .22 |   |     |     |      |      |      |      |      |      |     |      |      | 1.48 |      |     |     |     | 2.30 | 1.98 | 1.09 | .05  | 1.06 | .05  | .44  | *    |    |
| SUGAR LAND            | 2.07  | .15          | .25  |      | .65  |     |   |     |     |      |      | .05  | T    | .02  |      |     |      |      |      |      | .60 |     |     |      |      | .35  | T    |      |      |      |      |    |
| SULPHUR SPRINGS       | 13.59 | .32          |      |      | .42  |     |   |     | T   | .30  | .31  | 2.14 | .07  | 3.12 | 1.52 |     |      |      |      |      |     |     |     | 1.47 | 2.35 | .52  | 3.50 |      |      |      |      |    |
| TANOKA                | 8.24  | .41          |      |      |      |     |   |     | .27 |      | .66  | .25  | 2.48 | .24  |      |     |      | .36  | .23  |      |     |     |     | .05  | .24  |      |      | .04  |      | 3.95 | *    |    |
| TALSA                 | 7.65  |              |      | .13  | .04  |     |   |     |     | .66  | 1.45 | .06  | .01  |      |      |     |      | .04  | 1.01 |      |     |     |     | .02  | .08  | T    | 1.44 | .06  |      | 1.46 | *    |    |
| TAMPICO               | 8.08  | .30          | .11  | .71  | .17  |     |   |     |     | 1.16 |      |      |      |      |      |     |      |      |      |      |     |     |     |      |      |      |      |      |      |      |      |    |
| TARPLEY 1 E           | 8.05  |              |      | T    | .25  |     |   | T   | T   | .10  | .25  | T    | .60  | .25  | T    | T   | 1.10 |      |      |      |     |     |     |      | *    | 3.85 |      |      | 1.65 | *    |      |    |
| TASCOSA               | 3.52  | T            |      |      |      |     |   |     |     | .55  | T    |      |      |      |      |     | .40  |      |      |      |     |     |     |      |      |      |      | .19  | T    | .58  | *    |    |
| TAYLOR                | 4.80  |              |      |      | .16  | .03 |   |     |     | 1.03 |      | .02  | 1.02 |      |      |     | .09  |      | .09  |      |     |     |     |      |      |      | 1.39 | .22  | .03  | .03  | *    |    |
| TELEGRAPH             | 6.43  |              |      |      |      |     |   |     |     | .78  | .15  | .26  | .84  | .58  | 1.02 |     | .08  |      | .09  |      |     |     |     |      |      |      |      |      |      | .80  | *    |    |
| TELEPHONE             | 14.54 | .76          | T    | .52  | .05  | T   |   |     | .46 | .78  | .15  | .26  | .84  | .58  | 2.25 | .03 | .08  |      | .11  |      |     |     |     | .65  | .30  | 2.60 | 2.18 | 1.03 | 3.34 | *    |      |    |
| TEMPLE                | 4.25  | .03          |      | .17  | T    |     |   |     |     | 1.03 | .11  | .64  | .60  | 1.18 |      |     |      | .11  | .47  |      |     |     |     |      | .45  | .10  |      |      |      |      |      |    |
| TENNYSON              | 14.49 |              |      |      |      |     |   |     | .28 |      | .10  | .64  | .60  |      |      |     |      | 1.90 | .11  | .47  |     |     |     | .58  | .12  |      |      |      |      | 1.05 | .12  | *  |
| TERRELL               | 5.43  | .22          | .25  | .40  | .56  | .10 |   |     |     | .21  | .33  | .88  | .92  |      |      |     |      |      |      |      |     |     |     | .16  | .22  | .21  |      |      |      |      |      |    |
| TESCO                 | 8.26  | .03          | .05  | .07  | .56  | .10 |   |     |     | .44  | .55  | .76  | .59  | .42  |      |     |      | 1.50 |      |      |     |     |     |      | .22  | 2.25 | .02  |      |      | .70  | *    |    |
| TEXARKANA DAM         | 5.46  | .59          | .03  | .15  | .17  |     |   |     |     | T    | .18  |      |      | .03  | 1.00 |     |      |      |      | .01  | T   |     |     | .95  | .90  | .02  | 1.30 | .13  |      |      |      |    |
| THORNTON              | 8.77  | .62          |      |      |      |     |   |     |     | .60  |      | 5.40 | 1.20 |      |      |     |      |      |      |      |     |     |     |      |      |      |      |      |      |      |      |    |
| THREE RIVERS          |       |              |      |      |      |     |   |     |     |      |      |      |      |      |      |     |      |      |      |      |     |     |     |      |      |      |      |      |      |      |      |    |
| THROCKMORTON          | 8.60  | .02          | .45  | .18  | 1.97 | .10 |   |     |     | .88  | .38  | .57  | .32  |      |      |     |      |      |      |      |     |     |     | .37  |      | 1.64 | .02  |      |      |      |      |    |
| THURBER               | 9.95  | .50          | .70  | .30  | .40  |     |   | .03 | .06 | .88  | .38  | .57  | .32  |      |      |     |      | 1.22 |      |      |     |     |     | .07  | .04  | .57  | .15  | .26  | 3.70 | 1.65 | .48  | *  |
| TOMBALL               | 2.07  | .58          | .10  |      | .57  |     |   |     |     |      |      |      |      |      |      |     |      | .49  |      |      |     |     |     |      |      | .32  |      |      |      | .01  | *    |    |
| TOYAH                 | 1.48  |              |      |      | T    |     |   | .22 | .06 | .08  |      |      |      |      |      |     |      | .30  |      |      |     |     |     |      |      | T    | .55  | T    | .12  | .13  | .02  | *  |
| TRENT                 | 10.02 |              |      |      | .67  |     |   |     |     | .46  | 1.35 | .84  | .23  |      |      |     |      |      | 1.61 |      |     |     |     |      | .82  | T    | 2.90 | 2.25 | .93  | 2.18 | .98  | *  |
| TRENTON               | 16.49 | .24          | .06  | .24  | .31  |     |   | .29 |     | .10  | 1.12 | .88  | .54  |      |      |     |      | .10  | .02  | .46  |     |     |     |      |      |      |      |      |      |      | .90  | *  |
| TRICKHAM              | 6.93  |              |      |      | .22  | .10 |   |     |     | .77  | 1.80 | .92  |      |      |      |     |      | .02  |      |      |     |     |     |      |      |      |      |      |      |      | .40  | *  |
| TRINIDAD 1 SW         | 6.29  | 1.43         | .20  |      | .49  |     |   |     |     | T    | .15  | T    | .30  | .31  | 1.06 |     |      |      |      | .03  |     |     |     | 1.36 | .77  |      | .22  |      |      |      |      |    |
| TROY                  | 5.90  | T            | .27  | T    |      |     |   |     |     | .65  | T    | 2.50 | 1.10 |      |      |     |      |      |      |      |     |     |     |      | .30  | .53  | .15  | T    | T    |      |      |    |
| TRUBY                 | 9.85  | .11          |      | .71  |      |     |   |     |     | .56  | 1.16 | .16  | .22  |      |      |     |      |      | .44  | 1.69 |     |     |     | .96  |      | 2.62 | .04  |      |      | 1.48 | *    |    |
| TULIA                 | 4.79  | .10          | .04  | .15  |      |     |   |     |     | .56  | 1.16 | .16  | .22  |      |      |     |      |      | .28  | T    | .73 |     |     |      |      | 1.44 |      | .17  |      | .37  | *    |    |
| TYLER 4 NE            | 5.76  | .88          | .01  | 1.16 |      |     |   |     | .04 | T    | .29  | 1.03 | .15  | .07  | .74  |     |      |      | .07  |      |     |     |     |      | .45  | .90  |      | .84  |      | .02  |      |    |
| UMBARGER              | 3.86  | T            | T    |      |      |     |   |     |     |      |      |      |      |      |      |     |      | .07  |      |      |     |     |     |      |      |      |      |      |      | .50  | 2.15 | *  |
| UVALDE                | 7.19  |              |      | .30  | T    |     |   | T   | T   | T    | .01  | T    | .03  | .57  | T    | T   | .01  | 1.40 |      |      |     |     |     |      |      |      | .88  | 2.27 | .05  | .77  | *    |    |
| VALENTINE 10 WSW      | .70   |              |      |      |      |     |   |     |     |      |      |      |      |      |      |     |      |      |      |      |     |     |     |      |      |      |      |      |      |      |      |    |
| VALLEY JUNCTION       | 2.30  |              |      |      |      |     |   |     |     | .06  | .28  | .36  |      | .51  | .27  |     |      |      |      |      |     |     |     |      | .07  |      | .70  |      |      |      |      |    |
| VALLEY VIEW           | 11.16 | .07          | .28  | T    | .67  | .05 |   |     |     | .04  | .42  |      |      | .22  | .24  |     |      |      |      |      |     |     |     |      | .72  | 1.82 | 2.86 | .69  | .02  | T    | T    |    |
| VAN HORN              | .54   |              | .05  | .01  |      |     |   |     |     | .45  | .01  | .51  | .27  | .22  | .24  |     |      |      |      |      |     |     |     |      |      |      |      |      |      |      |      |    |
| VANCOURT              | 8.55  |              |      |      |      |     |   |     |     | 2.10 |      | .90  | 1.30 |      |      |     |      |      |      |      |     |     |     |      |      |      |      |      |      |      |      |    |
| VEGA                  | 4.98  |              |      |      | .03  | .02 |   |     |     |      | .60  | .90  | 1.30 |      |      |     |      | .40  |      |      |     |     |     |      |      | .84  | 1.30 |      |      | .80  | *    |    |
| VENUS                 | 9.55  | .10          |      | 1.70 |      |     |   |     |     | .50  | .70  | 1.20 | 2.20 |      |      |     |      |      |      |      |     |     |     |      | 1.60 | .15  |      | .10  | .62  | T    | 1.00 | *  |
| VERNON                | 11.53 | .30          | .20  | .19  | 1.76 | .51 |   |     |     |      | 1.01 | T    | .77  |      |      |     |      |      | 3.11 |      |     |     |     |      |      |      |      |      |      | .68  | *    |    |
| VICTORIA WB AP        | 6.04  |              |      | T    | .15  |     |   | T   |     | .06  | T    | .01  |      | .01  |      |     |      |      | 3.05 |      |     |     |     | 2.45 | .19  | .16  | T    | 1.69 | .25  | .20  | .65  | *  |
| VOSS                  | 8.29  |              |      | .16  |      |     |   |     |     | .53  | 1.17 | 1.65 |      |      |      |     |      | 1.82 |      |      |     |     |     | 1.99 |      | .10  | .26  |      |      | .61  | *    |    |
| WACO WB AP            | 7.60  | .10          | T    | 1.42 | T    |     |   | T   | .01 | .48  | 2.22 | .02  |      |      |      |     |      |      |      |      |     |     |     | .01  | T    |      | .04  | .05  | T    |      |      |    |
| WACO                  |       |              |      |      |      |     |   |     |     |      |      |      |      |      |      |     |      |      |      |      |     |     |     |      |      |      |      |      |      |      |      |    |
| WAELEDER 7 SSW        | 6.33  |              |      |      |      |     |   |     |     |      |      |      | 1.36 |      | .11  |     |      |      |      |      |     |     |     |      |      |      | 1.96 | 1.85 |      | .80  | *    |    |
| WALLER 2 SSW          | 1.41  | .18          |      |      |      |     |   |     | .07 |      |      |      |      |      |      |     |      |      |      |      |     |     |     |      |      |      | .38  |      |      |      |      |    |
| WARREN                | 3.03  | .05          | .13  | .23  | .05  |     |   |     |     |      | .17  |      | .17  | .54  |      |     |      |      | .03  |      |     |     |     |      |      |      | .16  | .71  |      | .56  | *    |    |
| WASHINGTON STATE PARK | 2.06  | .16          | .08  |      |      |     |   |     | .12 | .13  |      |      |      | .62  |      |     |      |      |      |      |     |     |     |      |      |      |      |      |      |      |      |    |
| WATER VALLEY          | 4.44  |              |      |      |      |     |   |     |     |      |      | 1.06 |      |      |      |     |      |      |      |      |     |     |     |      |      |      |      |      |      |      | 1.15 | *  |
| WATER VALLEY 11 ENE   |       |              |      |      |      |     |   |     |     |      |      |      |      |      |      |     |      |      | 1.63 |      |     |     |     |      |      |      |      |      |      |      |      |    |
| WAXAHACHIE            | 11.20 | .05          | 2.60 | T    | .74  |     |   |     |     | .30  |      | .67  | .56  | 1.67 |      |     |      |      |      |      |     |     |     |      | .06  |      |      |      |      |      | 1.48 | *  |
| WEATHERFORD           | 16.38 | .06          | .10  | .85  | .05  | .02 |   |     | .01 | .46  | T    | .01  | .50  | 2.20 | .23  |     |      |      | 1.51 |      |     |     |     |      |      |      |      |      |      |      |      |    |

SUPPLEMENTARY PRECIPITATION DATA

TEXAS  
MAY 1957

Storm of May 12, 1957

| Town     | Location |        | Amount and time of observation |                       |      |       | Total | General Storm Period |       | Type of Gage | Accuracy |                        |      |
|----------|----------|--------|--------------------------------|-----------------------|------|-------|-------|----------------------|-------|--------------|----------|------------------------|------|
|          | Lat.     | Long.  | 12<br>Obs                      | 13<br>Obs             |      | Began |       | Ended                |       |              |          |                        |      |
| Lampasas | 31°00'   | 98°12' | 3.40                           | 7p                    | 2.50 | 6a    | 5.90  | 12                   | 6p    | 12           | 10p      | 4 1/2"x.6 tube         | Good |
|          | 31°03'   | 98°15' | 4.00<br>2.00                   | 7:30p<br>10p          |      |       | 6.00  | 12                   | 6:30p | 12           | 10p      | 5 1/2"x1/2" glass tube | Good |
|          | 30°58'   | 98°19' | 6.60                           | 9:30p                 | 1.10 | 7a    | 7.70  | 12                   | 6p    | -            | -        | 6" Farm gage           | Good |
|          | 31°00'   | 98°19' | 4.70                           | 6:55p                 | 3.50 | 3a    | 8.20  | 12                   | 6p    | -            | -        | 6" Farm Gage           | Good |
|          | 31°00'   | 98°17' | 4.80                           | 7:40p                 | 2.80 | 6a    | 7.60  | 12                   | 6:30p | -            | -        | 6" Farm Gage           | Good |
|          | 31°01'   | 98°17' | 5.30                           | 7:40p                 | 2.40 | am    | 7.70  | 12                   | 6:30p | -            | -        | 6" Farm Gage           | Good |
|          | 30°58'   | 98°17' | 3.80                           | 7:30p                 | 3.60 | am    | 7.40  | 12                   | 6:15p | -            | -        | 6" Farm Gage           | Good |
|          | 31°02'   | 98°16' | 5.30                           | 8:45p                 | 2.70 | am    | 8.00  | 12                   | 6p    | -            | -        | 6" Farm Gage           | Good |
|          | 30°57'   | 98°15' | 4.00                           | -                     |      |       | 4.00  | 12                   | -     | -            | -        | 6" Farm Gage           | Good |
|          | 31°00'   | 98°13' | 4.80<br>2.70                   | 9p<br>11p             |      |       | 7.50  | 12                   | 6:45p | -            | -        | 6" Farm Gage           | Good |
|          | 31°00'   | 98°12' | 3.40                           | 7p                    | 2.50 | 6a    | 5.90  | 12                   | 6p    | -            | -        | 6" Farm Gage           | Good |
|          | 31°01'   | 98°12' | 3.30                           | 7:30p                 | 2.70 | 5:30a | 6.00  | 12                   | 6:40p | -            | -        | 6" Farm Gage           | Good |
|          | 31°00'   | 98°09' | 4.91<br>2.50<br>2.40           | 7:55p<br>8:55p<br>10p |      |       | 9.81  | 12                   | 6:55p | -            | -        | 6" Farm Gage           | Good |
|          | 31°04'   | 98°11' | 4.60                           | 10p                   |      |       | 4.60  | 12                   | 6p    | -            | -        | 6" Farm Gage           | Good |
|          | 31°03'   | 98°13' | 7.00                           | 9p                    |      |       | 7.00  | 12                   | 6p    | -            | -        | 6" Farm Gage           | Good |
|          | 31°03'   | 98°14' | 4.30<br>2.70                   | 8p<br>9:30p           |      |       | 7.00  | 12                   | 6p    | -            | -        | 6" Farm Gage           | Good |
|          | 31°03'   | 98°15' | 4.00<br>2.00                   | 7:30p<br>10p          |      |       | 6.00  | 12                   | 6p    | -            | -        | 6" Farm Gage           | Good |
|          | 31°04'   | 98°15' | 7.00                           | 9p                    |      |       | 7.00  | 12                   | 6p    | -            | -        | 6" Farm Gage           | Good |
|          | 31°04'   | 98°18' | 4.50                           | 7p                    |      |       | 4.50  | 12                   | 6p    | -            | -        | 6" Farm Gage           | Good |
|          | 31°03'   | 98°18' | 4.50                           | 7p                    |      |       | 4.50  | 12                   | 6p    | -            | -        | 6" Farm Gage           | Good |
|          | 31°06'   | 98°19' | 2.20<br>0.85                   | 7:30p<br>10p          | 0.15 | 1a    | 3.20  | 12                   | 6:20p | -            | -        | 6" Farm Gage           | Good |
|          | 31°08'   | 98°10' | 5.00                           | 10p                   |      |       | 5.00  | 12                   | 6p    | -            | -        | 6" Farm Gage           | Good |
|          | 31°01'   | 98°19' | 4.70                           | 6:55p                 | 3.50 | 3a    | 8.20  | 12                   | 6p    | -            | -        | 6" Farm Gage           | Good |
|          | 31°02'   | 98°11' | 4.50<br>3.00                   | 6:10p<br>10p          |      |       | 7.50  | 12                   | 5:15p | -            | -        | 6" Farm Gage           | Good |
|          | 31°03'   | 98°12' | 4.80                           | 10:30p                |      |       | 4.80  | 12                   | 6p    | -            | -        | 6" Farm Gage           | Good |
|          | 30°58'   | 98°16' | 4.50                           | 10p                   |      |       | 4.50  | 12                   | 6p    | -            | -        | 6" Farm Gage           | Good |
|          | 31°05'   | 98°00' | 4.00<br>1.00                   | 8p<br>Mdt             |      |       | 5.00  | 12                   | 7p    | -            | -        | 6" Farm Gage           | Good |

Data collected in cooperation with Soil Conservation Service, Office of State Conservationist, Temple, Texas.







# DAILY PRECIPITATION

TEXAS  
MAY 1957

## SUPPLEMENTAL DATA

SEVERE LOCAL STORMS RESEARCH PROJECT

| Station        | Total | Day of month |      |      |      |   |     |     |      |      |      |      |      |      |     |    |      |      |      |      |     |     |      |      |      |      |      |      |     |    |    |      |      |      |  |
|----------------|-------|--------------|------|------|------|---|-----|-----|------|------|------|------|------|------|-----|----|------|------|------|------|-----|-----|------|------|------|------|------|------|-----|----|----|------|------|------|--|
|                |       | 1            | 2    | 3    | 4    | 5 | 6   | 7   | 8    | 9    | 10   | 11   | 12   | 13   | 14  | 15 | 16   | 17   | 18   | 19   | 20  | 21  | 22   | 23   | 24   | 25   | 26   | 27   | 28  | 29 | 30 | 31   |      |      |  |
| ALBANY         | 10.37 | .11          | .05  | .81  | .97  |   |     |     | .44  | .23  | .59  | .46  | .24  | .93  |     |    | 1.50 | .43  |      |      |     |     |      | .51  | 1.49 | .80  |      |      |     |    |    |      | .81  |      |  |
| ANNONA         | 10.15 | .03          |      |      |      |   |     |     | .16  |      | .19  | .91  | 2.37 | 1.54 |     |    | .77  |      |      |      |     |     |      |      |      |      |      |      |     |    |    |      | .40  |      |  |
| ASPERMONT      |       |              | .03  | .19  | .11  |   |     |     | .51  | .78  |      |      |      |      |     |    |      |      |      |      |     |     |      | 1.52 |      | .12  | 1.02 |      |     |    |    |      | 1.05 |      |  |
| ATLANTA        | 5.46  |              |      |      |      |   |     |     | .65  |      |      | .35  | .60  | .69  |     |    |      |      | .37  | .64  |     |     |      |      |      | .20  | .55  | .02  |     |    |    | .64  |      |      |  |
| BALLINGER      | 6.19  |              |      | .65  | .01  |   |     |     |      |      |      |      |      |      |     |    |      |      |      |      |     |     |      |      |      |      |      |      |     |    |    |      |      |      |  |
| BELLEVUE       | 7.86  | .06          | .09  | .26  | .18  |   |     |     | .89  | .01  | .24  | .06  | .58  |      |     |    |      | 1.72 | .42  |      |     |     | 2.84 | .63  | .75  | .90  | .71  |      |     |    |    | .44  | .55  |      |  |
| BOHAM          | 13.02 | .15          |      | .48  |      |   |     |     | .29  | .04  | .80  | .93  | .88  |      |     |    |      |      |      |      |     |     |      |      |      |      |      |      |     |    |    |      | 1.66 |      |  |
| BOYD           | 11.58 | .05          |      |      | .06  |   |     |     | .43  | .46  | 1.08 | .82  | .57  |      |     |    |      |      | .48  | .60  |     |     |      |      | 1.92 | .53  | 3.92 |      |     |    |    | 1.05 | .04  |      |  |
| BRICKENRIDGE   | 11.72 | .30          | .57  | .32  | .93  |   |     |     | .71  | .07  | .93  | .44  | .51  |      |     |    |      | 1.30 | .27  |      |     |     |      |      | 1.75 | 1.15 | 2.10 |      |     |    |    |      | .27  |      |  |
| BRENNAM        | 3.92  | .38          |      |      |      |   | .03 | .19 |      |      |      |      | .75  |      |     |    |      |      |      |      |     |     |      |      |      | .03  | .35  |      |     |    |    |      | 1.73 |      |  |
| BRIDGEPORT     | 8.95  | .05          |      | .16  |      |   |     |     | .72  |      | .76  | .08  | .47  |      |     |    |      |      | *    | 1.55 |     |     |      |      | 1.33 | .82  | 2.42 |      |     |    |    | .32  | .27  |      |  |
| BROWNWOOD      | 7.30  |              |      | .49  | .77  |   |     |     | .39  |      | 1.44 | .64  | .93  |      |     |    |      |      | 1.02 | .59  |     |     |      |      | .57  |      | .06  |      |     |    |    |      | .30  |      |  |
| BURLESON       | 7.97  |              |      | .78  | .16  |   |     |     | .43  |      | .38  | .40  | .22  |      |     |    |      |      | .05  | .14  | .63 |     |      |      | 1.17 | 1.60 |      |      |     |    |    | 1.01 | .40  |      |  |
| CARTHAGE       | 3.28  | .42          | .03  |      |      |   |     |     | .05  | .12  |      |      | .22  | .07  |     |    |      |      |      |      | .07 |     |      |      |      | .24  | .54  | 1.32 |     |    |    |      | .40  |      |  |
| CISCO          | 14.88 | .18          | .07  | .46  | 1.55 |   |     |     | 3.05 | 1.28 | 1.24 | 1.01 | 1.07 |      |     |    |      |      | .89  | .39  |     |     |      |      | .80  | .20  | 2.19 |      |     |    |    |      | .50  |      |  |
| CLEVELAND      | 2.22  |              |      | .12  |      |   |     |     |      |      |      |      | .30  |      |     |    |      |      |      |      |     |     |      |      |      |      |      |      |     |    |    |      | .20  |      |  |
| CLIFTON        | 7.82  | .08          |      | 2.08 |      |   |     |     | .04  |      | 1.47 | .71  | 1.36 |      |     |    |      |      |      | 1.55 |     |     |      |      | .33  |      | .05  | .15  |     |    |    |      | .37  |      |  |
| COLEMAN        | 8.90  |              |      | .40  | .20  |   |     |     | .46  |      | .75  | .97  | .74  |      |     |    |      |      | .68  | .65  |     |     |      |      | .67  |      | .31  |      | .21 |    |    |      | .20  |      |  |
| COMANCHE       | 6.76  | .15          |      | .45  | .28  |   |     |     | .32  |      | 1.11 | .12  | .86  |      |     |    |      |      | .68  | .51  |     |     |      |      | .43  |      |      |      |     |    |    |      | 1.92 |      |  |
| COOLIDGE       | 7.06  | .31          |      | .41  |      |   |     |     | .59  |      | 2.24 |      | 1.16 |      |     |    |      |      |      |      |     |     |      |      |      |      |      |      |     |    |    |      |      |      |  |
| CORSICANA      | 6.15  | .71          | .44  | .53  | .03  |   |     |     | .92  | .08  |      | .30  |      |      |     |    |      |      |      |      |     |     |      |      | .02  | 1.02 |      |      |     |    |    |      |      | 1.20 |  |
| CROWELL        | 9.91  | .15          |      | .38  | .84  |   |     |     | .45  | .34  |      | .40  | .66  | 1.04 |     |    |      |      |      | .05  |     |     |      | 1.47 | .67  | .20  |      |      |     |    |    |      | .94  |      |  |
| FAIRFIELD      | 5.29  | 1.13         | .02  |      |      |   |     |     | .55  |      | 2.30 | 1.98 | 3.40 |      |     |    |      |      |      | .70  |     |     |      |      |      |      |      |      |     |    |    |      | .40  |      |  |
| GATESVILLE     | 9.54  |              |      |      | .08  |   |     |     | .35  |      |      |      |      |      |     |    |      |      |      |      |     |     |      |      |      |      |      |      |     |    |    |      |      | .28  |  |
| GRAHAM         | 12.03 | .70          | 1.52 | .56  |      |   |     |     | 1.35 |      | .91  | .13  | .59  |      |     |    |      |      |      |      |     |     |      |      |      |      |      |      |     |    |    |      |      |      |  |
| GRANBURY       | 9.53  | .04          | .07  | .70  | .24  |   |     |     | .74  |      | .40  | 1.50 | 1.07 |      |     |    |      |      |      | .33  | .87 |     |      |      |      |      |      |      |     |    |    |      | .03  |      |  |
| GREENVILLE     | 12.42 | .18          |      | .35  |      |   |     |     | .15  |      | .04  | 1.22 | 2.29 |      |     |    |      |      |      |      |     |     |      |      |      |      |      |      |     |    |    |      |      | .06  |  |
| HAMILTON       | 7.42  | .30          |      | .34  | .40  |   |     |     | .28  |      | .96  | 1.45 | .88  |      |     |    |      |      |      | 1.28 | .43 |     |      |      |      |      |      |      |     |    |    |      | .05  |      |  |
| HEARNE         | 2.64  |              |      |      |      |   |     |     | .45  | .49  |      |      | 1.20 |      |     |    |      |      |      |      |     |     |      |      |      |      |      |      |     |    |    |      |      | .08  |  |
| ITASCA         | 8.14  | .07          | .09  | 1.74 |      |   |     |     | .58  |      | .74  | .20  | 1.03 |      |     |    |      |      |      |      |     |     |      |      |      |      |      |      |     |    |    |      |      | 1.87 |  |
| JACKSONVILLE   |       | .05          | .09  | .04  |      |   |     |     | .09  |      | .16  | .02  | .54  |      |     |    |      |      |      |      |     |     |      |      |      |      |      |      |     |    |    |      |      | .12  |  |
| JASPER         | 1.37  | .16          | .06  |      |      |   |     |     | .10  |      |      |      |      |      |     |    |      |      |      |      |     |     |      |      |      |      |      |      |     |    |    |      |      | .34  |  |
| JEMP           | 6.92  | .39          |      |      |      |   |     |     | .04  | .17  |      | .15  | .05  | 1.16 |     |    |      |      |      |      |     |     |      |      |      |      |      |      |     |    |    |      |      | .36  |  |
| KNOX CITY      | 12.00 | *            |      | *    | 3.71 |   |     |     | .50  |      | 1.18 | *    |      |      |     |    |      |      |      | *    | *   |     |      |      |      |      |      |      |     |    |    |      |      | .79  |  |
| LAKE KICKAPOO  | 8.51  | 1.18         | .30  | .20  | .86  |   |     |     | .47  | .18  | .05  | .77  | .35  |      |     |    |      |      |      | 2.62 | .21 |     |      |      |      |      |      |      |     |    |    |      |      | .50  |  |
| LAMPASAS       | 10.95 | .05          | .03  |      | .45  |   |     |     | .45  |      | .44  | 6.15 | 1.03 |      |     |    |      |      |      |      |     |     |      |      |      |      |      |      |     |    |    |      |      | .10  |  |
| LONGVIEW       | 3.77  | .22          |      | .39  |      |   |     |     | .31  |      |      |      | .70  |      |     |    |      |      |      |      | .08 |     |      |      |      |      |      |      |     |    |    |      |      | .45  |  |
| MADISONVILLE   | 2.15  | .22          | .07  | .42  |      |   |     |     | .15  | .44  |      |      | .62  |      |     |    |      |      |      |      |     |     |      |      |      |      |      |      |     |    |    |      |      | .07  |  |
| MARBLE FALLS   | 4.96  | .04          | .10  |      | .18  |   |     |     | .44  | .49  |      | .29  |      | .44  | .10 |    |      |      |      |      |     |     |      |      |      |      |      |      |     |    |    |      |      | .42  |  |
| MARSHALL       | 3.79  | .16          | .08  | .32  |      |   |     |     | .07  |      |      |      | 1.31 | .15  |     |    |      |      |      |      |     |     |      |      |      |      |      |      |     |    |    |      |      | .31  |  |
| MASON          | 5.35  |              |      |      | .44  |   |     |     | .34  |      |      | .40  | .72  |      |     |    |      |      |      |      |     |     |      |      |      |      |      |      |     |    |    |      |      | .45  |  |
| MC KINNEY      | 11.01 | .18          | .03  | .51  |      |   |     |     | .10  | .20  |      | .05  | 1.10 | 1.00 |     |    |      |      |      | .65  | .17 | .03 | .29  |      |      |      |      |      |     |    |    |      | .12  |      |  |
| NEW BOSTON     |       | .81          |      |      |      |   |     |     | .16  |      |      |      | 1.64 |      |     |    |      |      |      |      |     |     |      |      |      |      |      |      |     |    |    |      |      |      |  |
| NOCONA         |       | .10          | .70  | .43  | .02  |   |     |     | .54  |      |      | .28  | .07  | .44  |     |    |      |      |      |      |     |     |      |      |      |      |      |      |     |    |    |      |      |      |  |
| PADUCAH        | 8.12  |              |      | .56  | .12  |   |     |     | .82  | .04  |      | .10  | 1.30 | .11  |     |    |      |      |      |      |     |     |      |      |      |      |      |      |     |    |    |      |      | .31  |  |
| PARIS          | 13.78 | .41          | .23  | .24  |      |   |     |     |      |      |      | 1.34 | 1.50 |      |     |    |      |      |      |      |     |     |      |      |      |      |      |      |     |    |    |      |      | 1.11 |  |
| QUITMAN        | 6.58  | .04          | .57  |      |      |   |     |     | .09  |      | .16  |      | 1.10 |      |     |    |      |      |      |      |     |     |      |      |      |      |      |      |     |    |    |      |      | .80  |  |
| RUGBY          |       | .10          | .48  |      |      |   |     |     | .46  |      |      |      | 3.87 |      |     |    |      |      |      |      |     |     |      |      |      |      |      |      |     |    |    |      |      | 1.85 |  |
| SAN SABA       | 7.15  |              | .10  | .20  | .20  |   |     |     | .95  |      | .49  | 1.53 | .86  |      |     |    |      |      |      |      |     |     |      |      |      |      |      |      |     |    |    |      |      | .37  |  |
| SEYMOUR        | 7.13  | .17          | .38  | .28  | .84  |   |     |     | .67  | .18  | .32  | .69  | .16  |      |     |    |      |      |      |      |     |     |      |      |      |      |      |      |     |    |    |      |      | .45  |  |
| STEPHENVILLE   | 13.05 | .35          | .10  | 2.15 | .93  |   |     |     |      |      |      |      |      |      |     |    |      |      |      |      |     |     |      |      |      |      |      |      |     |    |    |      |      |      |  |
| STRAWN         | 5.03  |              | .03  |      |      |   |     |     | *    | .57  | *    | *    | .98  |      |     |    |      |      |      |      |     |     |      |      |      |      |      |      |     |    |    |      |      | *    |  |
| SWEETWATER     | 5.80  |              | .08  |      |      |   |     |     | 1.10 |      |      | .57  | .42  | 1.42 |     |    |      |      |      |      |     |     |      |      |      |      |      |      |     |    |    |      |      | .20  |  |
| TERMLE         |       | .26          | .70  | .55  |      |   |     |     | .05  |      |      |      |      |      |     |    |      |      |      |      |     |     |      |      |      |      |      |      |     |    |    |      |      |      |  |
| TERRELL        |       |              |      |      |      |   |     |     |      |      |      |      |      |      |     |    |      |      |      |      |     |     |      |      |      |      |      |      |     |    |    |      |      |      |  |
| THROCKMORTON   | 9.07  | .41          | .02  | .37  | 1.86 |   |     |     | .05  | .62  | .21  | .78  | .05  | .30  |     |    |      |      |      |      |     |     |      |      |      |      |      |      |     |    |    |      |      | .47  |  |
| TYLER          | 4.99  | .18          |      | .21  |      |   |     |     | .45  |      | .17  |      | .08  |      |     |    |      |      |      |      |     |     |      |      |      |      |      |      |     |    |    |      |      | .30  |  |
| WALNUT SPRINGS | 6.27  |              | .31  | .50  | .10  |   |     |     | .31  |      | 1.12 | .79  | 1.10 |      |     |    |      |      |      |      |     |     |      |      |      |      |      |      |     |    |    |      |      |      |  |
| WAXAHACHIE     |       |              | .35  | .22  | .02  |   |     |     | .20  |      |      |      |      |      |     |    |      |      |      |      |     |     |      |      |      |      |      |      |     |    |    |      |      |      |  |
| WEST           | 8.27  | 1.61         | .09  | 2.00 | .09  |   |     |     | .42  |      |      | 1.85 | 1.40 |      |     |    |      |      |      |      |     |     |      |      |      |      |      |      |     |    |    |      |      | .22  |  |

TEXAS  
DELAYED DATA

| Station      | Total | Day of month |     |     |     |     |   |   |      |     |     |      |      |     |      |     |    |    |    |    |    |    |    |    |    |    |    |    |    |    |    |    |      |      |
|--------------|-------|--------------|-----|-----|-----|-----|---|---|------|-----|-----|------|------|-----|------|-----|----|----|----|----|----|----|----|----|----|----|----|----|----|----|----|----|------|------|
|              |       | 1            | 2   | 3   | 4   | 5   | 6 | 7 | 8    | 9   | 10  | 11   | 12   | 13  | 14   | 15  | 16 | 17 | 18 | 19 | 20 | 21 | 22 | 23 | 24 | 25 | 26 | 27 | 28 | 29 | 30 | 31 |      |      |
| MAY 1957     |       |              |     |     |     |     |   |   |      |     |     |      |      |     |      |     |    |    |    |    |    |    |    |    |    |    |    |    |    |    |    |    |      |      |
| BORGER       | 5.13  | .06          | .27 | .11 |     |     |   |   | .07  |     |     | .70  |      |     |      |     |    |    |    |    |    |    |    |    |    |    |    |    |    |    |    |    |      | 1.05 |
| BUCHANAN DAM | 5.64  |              |     | .08 | .09 | .17 |   |   | .07  | .07 | .37 |      | .90  | .12 | 1.00 | .37 |    |    |    |    |    |    |    |    |    |    |    |    |    |    |    |    | 1.12 |      |
| CHRISTOVAI   | 11.92 |              |     |     |     |     |   |   | 4.00 |     |     | 1.54 | 1.95 | .60 |      |     |    |    |    |    |    |    |    |    |    |    |    |    |    |    |    |    | 1.55 |      |
| FUNK RANCH   | 4.16  |              |     |     |     |     |   |   | .18  |     | </  |      |      |     |      |     |    |    |    |    |    |    |    |    |    |    |    |    |    |    |    |    |      |      |

PRECIPITATION DATA

HOURLY PRECIPITATION DATA, MAY 1957

5. HOURLY PRECIPITATION DATA, MAY 1957

ARKANSAS  
 KANSAS  
 MISSOURI  
 OKLAHOMA  
 TEXAS











# HOURLY PRECIPITATION

ARKANSAS  
MAY 1957

| Station              | A. M. Hour Ending |      |      |     |     |     |     |     |     |     |     |    | P. M. Hour Ending |     |     |     |     |     |      |     |     |      |      |      | Total |      |
|----------------------|-------------------|------|------|-----|-----|-----|-----|-----|-----|-----|-----|----|-------------------|-----|-----|-----|-----|-----|------|-----|-----|------|------|------|-------|------|
|                      | 1                 | 2    | 3    | 4   | 5   | 6   | 7   | 8   | 9   | 10  | 11  | 12 | 1                 | 2   | 3   | 4   | 5   | 6   | 7    | 8   | 9   | 10   | 11   | 12   |       |      |
| -21st-               |                   |      |      |     |     |     |     |     |     |     |     |    |                   |     |     |     |     |     |      |     |     |      |      |      |       |      |
| ALICIA               |                   |      |      |     |     |     |     |     |     |     |     |    |                   |     |     |     |     |     |      |     | .01 |      | .98  | .91  | 1.90  |      |
| ALUM FORK            |                   |      |      |     |     |     |     |     |     |     |     |    |                   |     |     |     |     |     |      |     | .40 |      |      |      | .40   |      |
| APPLETON             |                   |      |      |     |     |     |     |     |     |     |     |    |                   |     |     |     |     |     |      |     |     |      |      |      | .25   |      |
| ARKADELPHIA          |                   |      |      |     |     |     |     |     |     |     |     |    |                   |     |     |     |     |     |      |     |     |      | .20  | .01  | .21   |      |
| AUGUSTA              |                   |      |      |     |     |     |     |     |     |     |     |    |                   |     |     |     |     |     |      |     |     | .01  | .03  | .02  | .06   |      |
| BATESVILLE L + D 1   |                   |      |      | .61 | .44 | .29 | .20 |     | .15 | .05 |     |    |                   |     | .31 | .02 |     |     |      |     | .25 | .05  |      | 2.10 |       |      |
| BERRYVILLE 4 NW      |                   |      |      |     |     |     |     |     |     |     |     |    |                   |     |     |     |     |     |      |     |     |      | .08  | .06  | .14   |      |
| BLAKELY MOUNTAIN DAM |                   |      |      |     |     |     |     |     |     |     |     |    |                   |     |     |     |     |     |      |     |     | .10  | .25  | .35  |       |      |
| BLUE MOUNTAIN DAM    |                   |      |      |     |     |     |     |     |     |     |     |    |                   |     |     |     |     |     |      |     |     |      | .09  |      | .09   |      |
| BOONEVILLE           |                   |      |      |     |     |     |     |     |     |     |     |    |                   |     |     |     |     |     |      |     |     |      |      | .56  |       |      |
| BOTKINBURG           |                   |      |      |     |     |     |     |     |     |     |     |    |                   |     |     |     |     |     |      |     | .50 | .06  |      | .43  |       |      |
| BULL SHOALS DAM      |                   |      |      |     |     |     |     |     |     |     |     |    |                   |     |     |     |     |     |      |     |     | .43  |      | 1.02 |       |      |
| CARPENTER DAM        |                   |      |      |     |     |     |     |     |     |     |     |    |                   |     |     |     |     |     |      |     | .85 | .10  | .45  | .07  |       |      |
| COMPTON 2 NE         |                   |      |      |     |     |     |     |     |     |     |     |    | .47               |     |     |     |     |     |      |     | .05 |      | .04  | .01  | 1.07  |      |
| CORNING              |                   |      |      |     |     |     |     |     |     |     |     |    |                   |     |     |     |     |     |      |     |     | 1.02 | .05  | .02  | 1.07  |      |
| DAISY                |                   |      |      | .65 | .21 | .42 |     | .02 | .12 |     |     |    |                   |     |     |     |     |     |      |     | .15 | .30  | .10  | 1.97 |       |      |
| EUREKA SPRINGS       |                   |      |      |     |     |     |     |     |     |     |     |    |                   |     |     |     |     |     |      |     | .25 | .23  | .02  | .50  |       |      |
| GILBERT              |                   |      |      |     |     |     |     |     |     |     |     |    |                   |     |     |     |     |     |      |     |     |      | .17  | .15  | .32   |      |
| HARDY                |                   |      |      |     |     |     |     |     |     |     |     |    |                   |     |     |     |     |     |      |     |     |      |      |      | .03   |      |
| HOPE 3 NE            |                   |      |      |     |     |     |     |     |     |     |     |    |                   |     |     |     |     |     |      |     |     | .03  |      |      | 1.32  |      |
| HUNTSVILLE           |                   |      |      |     |     |     |     |     |     | .15 | .01 |    |                   |     | .04 | .44 | .41 | .05 | .16  | .04 | .02 |      |      |      | .21   |      |
| LITTLE ROCK WB AP    | //                |      |      |     |     |     |     |     |     |     |     |    |                   |     |     | .07 | .03 | .39 | .01  | .19 |     | .13  | .08  | .69  |       |      |
| MAUMEE               |                   |      |      |     |     |     |     |     |     |     |     |    |                   |     |     |     |     |     |      |     |     | .05  | .05  | .02  | .12   |      |
| MENA                 |                   |      |      |     |     |     |     |     |     |     |     |    |                   |     |     |     |     |     |      |     |     | .10  | 1.00 | .47  | .41   |      |
| MOUNT IDA            |                   |      |      |     |     |     |     |     |     |     |     |    |                   |     |     |     |     |     |      |     | .03 | .03  | .01  | .13  | .17   |      |
| MOUNTAIN HOME C OF E |                   |      |      |     |     |     |     |     |     |     |     |    |                   |     |     |     |     |     |      |     |     |      |      |      | .47   |      |
| NORFORK DAM          |                   |      |      |     |     |     |     |     |     |     |     |    |                   |     |     |     |     |     |      |     | .03 | .44  |      | .40  |       |      |
| PARTHENON            |                   |      |      |     |     |     |     |     |     |     |     |    |                   |     |     |     |     |     |      |     | .37 | .03  |      | .04  | .04   |      |
| RYATT 1 NNW          |                   |      |      |     |     |     |     |     |     |     |     |    |                   |     |     |     |     |     |      |     |     |      |      |      | .56   |      |
| REMMEL DAM           |                   |      |      |     |     |     |     |     |     |     |     |    |                   |     |     |     |     |     |      |     | .26 | .04  |      | .24  | 1.76  |      |
| WALDRON              |                   |      |      |     |     |     |     | .15 | .03 |     | .01 |    |                   |     | .60 | .27 | .41 | .29 |      |     |     |      |      |      | .56   |      |
| WEST FORK            |                   |      |      |     |     |     |     |     |     |     |     |    |                   |     |     |     |     |     |      |     |     |      |      |      | 1.76  |      |
| -22d-                |                   |      |      |     |     |     |     |     |     |     |     |    |                   |     |     |     |     |     |      |     |     |      |      |      |       |      |
| ALICIA               |                   |      |      | .30 | .39 | .05 |     | .01 | .01 | .01 |     |    |                   |     |     |     |     |     |      |     |     | .01  | .01  | .73  | 1.87  |      |
| ALUM FORK            |                   |      |      | .01 | .04 |     |     |     |     |     |     |    |                   |     |     |     |     |     |      |     |     |      |      |      | .05   |      |
| ALY                  |                   |      |      |     |     |     |     |     |     |     |     |    |                   |     |     |     |     |     |      |     |     |      |      | .21  | .21   |      |
| ANTOINE              |                   |      |      | .40 | .10 |     |     |     |     |     |     |    |                   |     |     |     |     |     |      |     |     |      |      |      | .50   |      |
| APPLETON             | .35               |      |      |     |     |     |     |     |     |     |     |    |                   |     |     |     |     |     |      |     |     |      | .02  | .88  | 1.75  |      |
| AUGUSTA              | .01               | .01  | .12  |     | .12 | .03 |     |     |     |     |     |    |                   |     | .05 |     |     |     |      |     |     | .01  | .54  | .22  | 1.26  |      |
| BATESVILLE LVSTK     |                   | .13  | .30  |     | .01 |     |     | .01 |     |     |     |    |                   |     |     |     |     |     |      |     |     | .03  | .75  | .36  | 1.91  |      |
| BATESVILLE L + D 1   | .01               | .23  | .49  |     | .01 |     |     | .01 |     |     |     |    |                   |     |     |     |     |     |      |     |     | .02  |      |      | .29   |      |
| BEAR CREEK LAKE      |                   |      |      |     |     |     |     |     |     |     |     |    |                   |     |     |     |     |     |      |     |     |      |      |      | 1.55  |      |
| BERRYVILLE 4 NW      |                   |      |      | .01 | .02 |     |     |     |     |     |     |    | .10               | .24 |     |     |     |     |      |     | .72 | .23  | .08  | .02  | .09   | .04  |
| BLAKELY MOUNTAIN DAM |                   |      |      | .02 | .08 | .22 | *   | *   | .23 |     |     |    |                   |     |     |     |     |     |      |     |     |      |      |      | 1.08  |      |
| BLUE MOUNTAIN DAM    | .22               | .02  |      |     |     |     |     |     |     |     |     |    |                   |     |     |     |     |     |      |     |     |      |      |      | 1.85  |      |
| BOONEVILLE           | .33               | .02  |      |     |     |     |     |     |     |     |     |    |                   |     |     |     |     |     |      |     |     | .45  |      |      | 2.48  |      |
| BOTKINBURG           | .11               | .02  |      |     |     |     |     |     |     |     |     |    |                   |     |     |     |     |     |      |     |     |      |      |      | .55   |      |
| BRINKLEY             |                   |      |      |     |     | .44 | .11 |     |     |     |     |    |                   |     |     |     |     |     |      |     |     |      |      |      | 1.30  |      |
| BULL SHOALS DAM      |                   |      |      |     |     |     |     |     |     |     |     |    |                   |     |     |     |     |     |      |     | .35 | .02  |      |      | .25   |      |
| CARPENTER DAM        |                   |      |      | .25 | .95 | .10 |     |     |     |     |     |    |                   |     |     |     |     |     |      |     |     | .11  | .79  | 1.21 | 2.43  |      |
| COMPTON 2 NE         |                   |      |      |     | .02 | .02 |     |     |     |     |     |    |                   |     |     |     |     |     |      |     |     |      |      |      |       |      |
| CORNING              |                   |      |      | .14 | .01 | .02 |     |     |     |     |     |    |                   |     |     |     |     |     |      |     |     |      |      |      |       |      |
| DAISY                |                   |      |      | .18 | .06 | .01 |     |     |     |     |     |    |                   |     |     |     |     |     |      |     |     |      |      |      |       |      |
| DANVILLE SCS         |                   |      |      |     |     |     |     |     |     |     |     |    | .07               | .37 |     |     |     |     |      |     | .01 | .92  | .17  | .04  | .57   |      |
| EUREKA SPRINGS       |                   |      |      |     |     |     |     | .19 | .69 | .01 |     |    |                   |     |     |     |     |     |      |     |     |      |      |      | 1.13  |      |
| FORREST CITY         |                   |      |      |     |     |     |     |     |     |     |     |    |                   |     |     |     |     |     |      |     |     |      |      |      | 1.70  |      |
| FORT SMITH WB AP     | //                |      |      |     |     |     |     |     |     |     |     |    |                   |     |     |     |     |     |      |     |     |      |      |      | .89   |      |
| GILBERT              | .01               | .02  |      | .02 |     |     |     |     |     |     |     |    |                   |     |     |     |     |     |      |     | .25 | .28  |      |      | 3.98  |      |
| HARDY                | .02               | .08  |      |     |     |     |     |     |     |     |     |    |                   |     |     | .65 | .90 | .05 | .08  | .01 | .02 | .07  | 1.18 | .40  | 2.50  |      |
| HEBER SPRINGS 3 SW   |                   | .11  |      |     |     |     |     |     |     |     |     |    |                   |     |     | .06 | .17 |     |      |     |     |      |      |      | 2.91  |      |
| HOPE 3 NE            | .32               |      |      | .01 | .01 |     |     |     |     |     |     |    |                   |     |     |     |     |     |      |     | .01 | 1.28 | 1.35 | .60  | .69   |      |
| HUNTSVILLE           |                   |      |      |     |     |     |     |     |     |     |     |    |                   |     |     |     |     |     |      |     |     |      |      |      | .32   |      |
| LAMAR 2 SW           |                   |      |      |     |     |     |     |     |     |     |     |    |                   |     |     |     |     |     |      |     |     |      |      |      | 3.49  |      |
| LITTLE ROCK WB AP    | //                | .10  | .50  |     | .27 | .25 | .24 | *   | *   | *   | .40 |    |                   |     |     |     |     |     |      |     |     |      |      |      | 2.07  |      |
| MARIANNA 2 S         |                   |      |      |     |     |     |     |     |     |     |     |    |                   |     |     |     |     |     |      |     |     |      |      |      | .76   |      |
| MAUMEE               | .11               |      |      |     |     |     |     |     |     |     |     |    |                   |     |     |     |     |     |      |     | .05 | .30  |      | .60  | 2.80  |      |
| MENA                 |                   | .02  | .02  |     |     |     |     |     |     |     |     |    |                   |     |     |     |     |     |      |     |     |      |      |      | .05   |      |
| MOUNT IDA            |                   | .02  | .09  |     |     |     |     |     |     |     |     |    |                   |     |     |     |     |     |      |     |     |      |      |      | .85   |      |
| MOUNTAIN HOME C OF E |                   |      |      | .01 | .01 |     |     |     |     |     |     |    |                   |     |     |     |     |     |      |     | .03 | .01  |      | .64  | .74   |      |
| NARROWS DAM          |                   | .29  | .11  | .04 |     |     |     |     |     |     |     |    |                   |     |     |     |     |     |      |     |     |      |      |      | .10   |      |
| NIMROD DAM           |                   |      |      |     |     |     |     |     |     |     |     |    |                   |     |     |     |     |     |      |     |     |      |      |      | .03   |      |
| NORFORK DAM          | .02               | .07  |      |     |     |     |     |     |     |     |     |    |                   |     |     | .15 | .05 | .01 | .44  | .04 | .46 | .57  | .04  | .11  | 1.96  |      |
| PARTHENON            |                   |      |      |     |     |     |     |     |     |     |     |    |                   |     | .18 | .33 | .02 | .07 | .09  | .01 | .48 | 2.20 | .16  | .24  | 3.89  |      |
| RYATT 1 NNW          |                   |      |      |     |     |     |     |     |     |     |     |    |                   |     | .01 | .34 | .01 | .08 | 1.26 | .90 | .15 | .07  | .11  | .29  | 2.93  |      |
| REMMEL DAM           |                   | .58  | .67  | .11 |     |     |     |     |     |     |     |    |                   |     |     |     |     |     |      |     |     |      |      |      | 1.36  |      |
| WALDRON              | .02               |      |      |     |     |     |     |     |     |     |     |    |                   |     |     |     |     |     |      |     |     |      |      |      | 2.00  |      |
| WEST FORK            |                   |      |      |     |     |     |     |     |     |     |     |    | .17               | .23 |     |     |     |     |      |     | .75 | 1.48 | .79  | .17  | .11   |      |
| WHEELING             |                   |      |      |     |     |     |     |     |     |     |     |    |                   |     |     |     |     |     |      |     |     |      | .37  | 1.36 | .04   | .05  |
| WING                 |                   |      |      |     |     |     |     |     |     |     |     |    |                   |     | .50 |     |     |     |      |     | .03 |      |      |      | .40   |      |
| -23d-                |                   |      |      |     |     |     |     |     |     |     |     |    |                   |     |     |     |     |     |      |     |     |      |      |      |       |      |
| ALICIA               | .25               | .10  | .21  | .18 | .09 | .02 | .07 |     |     |     |     |    |                   |     |     |     |     |     |      |     | .05 | .46  | .05  | .06  | .38   | 3.6  |
| ALUM FORK            | .03               | 1.01 | .56  | .18 | .16 | .21 | .10 | .03 |     |     |     |    |                   |     |     |     |     |     |      |     | .10 | .97  | .08  |      |       | 2.84 |
| ALY                  | 1.00              | .32  | .12  | .08 | .14 |     |     |     |     |     |     |    |                   |     |     |     |     |     |      |     | .75 | .25  | .02  |      |       | 2.41 |
| ANTOINE              |                   | .03  | 1.15 | .60 | .15 | .10 | .06 |     |     |     |     |    |                   |     |     |     |     |     |      |     |     |      |      |      |       | 3.11 |
| APPLETON             | .20               | .10  | .20  | .17 | .03 | .02 | .03 |     |     |     |     |    |                   |     |     |     |     |     |      |     |     | 1.14 | .07  | .13  |       | 2.09 |
| AUGUSTA              | .86               | .33  | .40  | .15 | .03 | .08 | .15 | .03 |     |     |     |    |                   |     |     |     |     |     |      |     |     |      |      |      |       | 2.73 |
| BATESVILLE LVSTK     | .14               | .20  | .06  | .24 | .20 | .01 | .05 |     |     |     |     |    |                   |     |     |     |     |     |      |     |     |      |      |      |       | 1.46 |
| BATESVILLE L + D 1   | .26               | .12  | .21  | .16 | .03 | .05 |     |     |     |     |     |    |                   |     |     |     |     |     |      |     |     | .01  | .02  | .13  | .25   | 1.29 |
| BEAR CREEK LAKE      |                   |      |      |     |     |     |     |     |     |     |     |    |                   |     |     |     |     |     |      |     |     |      | .03  | .13  | .25   | .05  |
| BERRYVILLE 4 NW      |                   | .02  | .03  |     |     |     |     |     |     |     |     |    |                   |     |     |     |     |     |      |     |     |      | .31  | .18  | .05   | .76  |
| BLAKELY MOUNTAIN DAM |                   | .70  | .63  | .17 | .17 | .23 | .10 |     |     |     |     |    |                   |     |     |     |     |     |      |     |     |      |      |      |       | 3.10 |
| BLUE MOUNTAIN DAM    | .35               | .15  | .05  |     |     |     |     |     |     |     |     |    |                   |     |     |     |     |     |      |     |     |      |      |      |       |      |







# HOURLY PRECIPITATION

ARKANSAS  
MAY 1957

| Station              | A. M. Hour Ending |   |   |   |   |   |   |   |   |    |    |    | P. M. Hour Ending |     |     |     |     |     |     |     |      |     |     |      | Total |
|----------------------|-------------------|---|---|---|---|---|---|---|---|----|----|----|-------------------|-----|-----|-----|-----|-----|-----|-----|------|-----|-----|------|-------|
|                      | 1                 | 2 | 3 | 4 | 5 | 6 | 7 | 8 | 9 | 10 | 11 | 12 | 1                 | 2   | 3   | 4   | 5   | 6   | 7   | 8   | 9    | 10  | 11  | 12   |       |
| MENA                 |                   |   |   |   |   |   |   |   |   |    |    |    |                   |     |     |     |     |     |     | .17 | .03  |     |     |      | .20   |
| MOUNT IDA            |                   |   |   |   |   |   |   |   |   |    |    |    |                   |     |     |     |     |     |     | .45 | .10  |     |     |      | .55   |
| MOUNTAIN HOME C OF E |                   |   |   |   |   |   |   |   |   |    |    |    | .09               | .01 |     |     |     |     |     |     |      |     |     |      | .10   |
| NARROWS DAM          |                   |   |   |   |   |   |   |   |   |    |    |    |                   |     |     |     |     |     | .02 | .01 | .02  | .01 |     |      | .03   |
| NASHVILLE SCS        |                   |   |   |   |   |   |   |   |   |    |    |    |                   |     |     |     |     | .03 | .02 | .02 | .01  |     |     |      | .07   |
| NIMROD DAM           |                   |   |   |   |   |   |   |   |   |    |    |    |                   |     |     |     |     |     |     |     |      | .03 |     |      | .22   |
| PARTHENON            |                   |   |   |   |   |   |   |   |   |    |    |    | .05               | .04 | .08 | .03 | .02 | .03 |     |     | .02  | .02 | .01 |      | .05   |
| PRESCOTT SCS         |                   |   |   |   |   |   |   |   |   |    |    |    |                   |     |     |     |     |     |     |     | .02  | .02 | .01 |      | .05   |
| PYATT 1 NNW          |                   |   |   |   |   |   |   |   |   |    |    |    |                   |     |     |     |     |     |     |     |      |     |     |      | .38   |
| WALDRON              |                   |   |   |   |   |   |   |   |   |    |    |    | .34               | .04 |     |     |     |     |     |     | 1.40 | .15 |     |      | 1.55  |
| WEST FORK            |                   |   |   |   |   |   |   |   |   |    |    |    |                   |     | .02 | .18 | .25 | .20 | .04 | .01 |      |     |     |      | .70   |
| WING                 |                   |   |   |   |   |   |   |   |   |    |    |    |                   |     |     |     |     |     |     | .01 | .01  | .04 |     |      | .05   |
| -30th-               |                   |   |   |   |   |   |   |   |   |    |    |    |                   |     |     |     |     |     |     |     |      |     |     |      |       |
| BLUE MOUNTAIN DAM    |                   |   |   |   |   |   |   |   |   |    |    |    |                   |     |     |     |     |     | .07 | .07 |      |     |     | .14  |       |
| BOONEVILLE           |                   |   |   |   |   |   |   |   |   |    |    |    |                   |     |     |     |     | .02 | .22 |     |      |     |     |      | .24   |
| BULL SHOALS DAM      |                   |   |   |   |   |   |   |   |   |    |    |    | .04               | .16 |     |     |     |     |     |     |      |     |     |      | .20   |
| EUREKA SPRINGS       |                   |   |   |   |   |   |   |   |   |    |    |    |                   |     |     |     |     |     |     |     |      |     | .03 | .06  | .09   |
| GILBERT              |                   |   |   |   |   |   |   |   |   |    |    |    |                   |     |     |     |     |     |     |     |      |     |     |      | .03   |
| HARDY                |                   |   |   |   |   |   |   |   |   |    |    |    | .01               | .01 |     | .03 | .01 | .01 |     |     |      |     |     |      | .04   |
| MOUNTAIN HOME C OF E |                   |   |   |   |   |   |   |   |   |    |    |    |                   |     |     | .36 |     |     |     |     |      |     |     |      | .36   |
| NORFORK DAM          |                   |   |   |   |   |   |   |   |   |    |    |    |                   |     |     | .04 | .16 |     |     |     |      |     |     |      | .20   |
| WHEELING             |                   |   |   |   |   |   |   |   |   |    |    |    |                   |     |     |     |     |     |     |     |      |     |     |      | .06   |
| -31st-               |                   |   |   |   |   |   |   |   |   |    |    |    |                   |     |     |     |     |     |     |     |      |     |     |      |       |
| ANTOINE              |                   |   |   |   |   |   |   |   |   |    |    |    |                   |     |     |     |     |     |     | .05 | .06  |     |     | .46  |       |
| BEEBE                |                   |   |   |   |   |   |   |   |   |    |    |    |                   |     |     |     |     |     |     |     |      |     |     |      | .12   |
| BERRYVILLE 4 NW      |                   |   |   |   |   |   |   |   |   |    |    |    |                   |     |     |     |     |     | .02 | .05 | .05  |     |     |      | .03   |
| BRINKLEY             |                   |   |   |   |   |   |   |   |   |    |    |    |                   |     |     |     |     |     |     |     |      |     |     | .03  | .04   |
| BULL SHOALS DAM      |                   |   |   |   |   |   |   |   |   |    |    |    |                   |     |     | .01 | .03 |     |     |     |      |     |     |      | .10   |
| CAMDEN 2             |                   |   |   |   |   |   |   |   |   |    |    |    |                   |     |     |     |     |     |     |     | .08  | .01 | .01 |      | .05   |
| COMBS 3 SE           |                   |   |   |   |   |   |   |   |   |    |    |    |                   |     |     |     |     |     |     |     |      |     |     |      | .38   |
| COMPTON 2 NE         |                   |   |   |   |   |   |   |   |   |    |    |    |                   |     |     |     |     |     |     |     |      |     |     |      | .09   |
| DAISY                |                   |   |   |   |   |   |   |   |   |    |    |    | .26               | .09 |     |     |     |     |     | .57 | .01  | .01 | .01 | .01  | 1.05  |
| EUREKA SPRINGS       |                   |   |   |   |   |   |   |   |   |    |    |    |                   |     |     |     |     |     |     | .02 | .73  | .30 | .04 | .63  | .02   |
| FORT SMITH WB AP     | //                |   |   |   |   |   |   |   |   |    |    |    |                   |     |     |     |     |     |     |     |      |     |     |      | .05   |
| GILBERT              |                   |   |   |   |   |   |   |   |   |    |    |    |                   |     |     |     |     |     |     | .07 | .05  |     |     |      | .25   |
| HARDY                |                   |   |   |   |   |   |   |   |   |    |    |    |                   |     |     |     |     |     | .17 | .01 |      |     |     |      | .04   |
| HUTTIG DAM           |                   |   |   |   |   |   |   |   |   |    |    |    |                   |     |     |     |     |     |     |     |      | .02 | .02 | .01  | .05   |
| KINGSLAND 3 SSE      |                   |   |   |   |   |   |   |   |   |    |    |    | .03               | .01 |     |     |     |     |     |     |      |     |     |      | .04   |
| MAGNOLIA 5 N         |                   |   |   |   |   |   |   |   |   |    |    |    | .06               | .38 |     | .02 |     |     | .01 | .05 | .02  |     |     |      | .93   |
| MAUMEE               |                   |   |   |   |   |   |   |   |   |    |    |    |                   |     |     |     |     |     |     | .02 | .02  |     |     |      | .05   |
| MENA                 |                   |   |   |   |   |   |   |   |   |    |    |    |                   |     |     |     |     |     |     |     |      | .07 | .02 | .02  | .11   |
| MONTROSE             |                   |   |   |   |   |   |   |   |   |    |    |    |                   |     |     |     |     |     |     |     |      |     |     |      | .05   |
| MOROBAY L + D        |                   |   |   |   |   |   |   |   |   |    |    |    |                   |     |     |     |     |     |     | .01 | .03  | .03 | .08 | .03  | .23   |
| NARROWS DAM          |                   |   |   |   |   |   |   |   |   |    |    |    |                   |     |     |     |     |     |     | .01 | .03  | .03 | .04 | .02  | .22   |
| NASHVILLE SCS        |                   |   |   |   |   |   |   |   |   |    |    |    | .16               |     |     |     |     |     |     |     |      |     |     |      | .29   |
| NIMROD DAM           |                   |   |   |   |   |   |   |   |   |    |    |    |                   | .02 | .11 |     |     |     |     |     | .01  | .14 | .01 |      | .05   |
| NORFORK DAM          |                   |   |   |   |   |   |   |   |   |    |    |    |                   | .05 |     |     |     |     |     |     |      |     |     |      | .06   |
| PRESCOTT SCS         |                   |   |   |   |   |   |   |   |   |    |    |    |                   |     |     |     |     |     |     |     | .06  |     |     |      | .23   |
| PYATT 1 NNW          |                   |   |   |   |   |   |   |   |   |    |    |    |                   | .07 | .05 |     |     |     |     |     | .04  | .06 | .01 |      | .07   |
| RAVANA 1 NE          |                   |   |   |   |   |   |   |   |   |    |    |    |                   |     |     |     |     |     |     |     | .02  | .05 | *   | *    | 1.21  |
| REHUEL DAM           |                   |   |   |   |   |   |   |   |   |    |    |    |                   |     |     |     |     |     |     | *   | *    | *   | *   | 1.21 | 1.21  |
| STUTTGART 9 ESE      |                   |   |   |   |   |   |   |   |   |    |    |    |                   |     |     |     |     |     |     | .01 | .01  | .02 |     |      | .02   |
| TEXARKANA WB AP      | //                |   |   |   |   |   |   |   |   |    |    |    |                   |     |     |     |     |     |     | .01 | .01  | .02 |     |      | .06   |
| WALDRON              |                   |   |   |   |   |   |   |   |   |    |    |    |                   |     |     |     |     |     |     | .76 | .02  |     | .01 | .01  | .80   |
| WHEELING             |                   |   |   |   |   |   |   |   |   |    |    |    | .05               |     |     |     |     |     |     |     |      |     | .03 | .03  | .11   |

DELAYED DATA

| Station  | 1 | 2   | 3   | 4   | 5   | 6   | 7 | 8   | 9   | 10  | 11 | 12 | Total                    |
|----------|---|-----|-----|-----|-----|-----|---|-----|-----|-----|----|----|--------------------------|
| MAY 1957 |   |     |     |     |     |     |   |     |     |     |    |    |                          |
| CORNING  |   |     | .14 | .01 | .02 |     |   |     |     |     |    |    | .42 .47 .08 .91 .16 2.21 |
| CORNING  |   | .12 | .19 | .17 | .15 | .05 |   | .02 |     |     |    |    | .03 .74                  |
| CORNING  |   |     |     | .01 | .17 | .01 |   |     | .01 | .01 |    |    | .21                      |



# HOURLY PRECIPITATION

KANSAS  
MAY 1957

| Station                | A. M. Hour Ending |     |     |     |     |     |     |     |     |     |     |     | P. M. Hour Ending |     |     |     |     |     |     |     |     |     |     |     | Total |      |     |
|------------------------|-------------------|-----|-----|-----|-----|-----|-----|-----|-----|-----|-----|-----|-------------------|-----|-----|-----|-----|-----|-----|-----|-----|-----|-----|-----|-------|------|-----|
|                        | 1                 | 2   | 3   | 4   | 5   | 6   | 7   | 8   | 9   | 10  | 11  | 12  | 1                 | 2   | 3   | 4   | 5   | 6   | 7   | 8   | 9   | 10  | 11  | 12  |       |      |     |
| HILL CITY CAA AP       | .17               | .03 | .03 |     | .01 | .01 | .01 | .01 | .01 |     |     |     | .10               | .01 | .03 | .01 | .01 |     |     |     |     |     |     |     | .30   |      |     |
| HUTCHINSON EXP FIELD   |                   |     |     |     | .01 | .02 | .01 | .01 | .02 |     |     |     |                   |     |     | .01 | .01 |     |     |     |     |     |     |     | .40   |      |     |
| IONIA 1 NW             |                   | .02 | .03 |     |     |     |     |     |     |     |     |     | .01               | .03 | .05 | .03 | .01 |     |     |     |     |     |     |     | .05   |      |     |
| KANOPOLIS DAM          | .01               | .02 | .01 |     |     |     |     |     |     |     |     |     | .01               | .01 | .04 | .03 | .01 |     |     |     |     |     |     |     | .23   |      |     |
| KIOWA                  |                   |     |     |     | .01 | .02 | .01 | .10 | .03 | .04 | .01 |     | .01               | .01 | .04 | .01 |     |     |     |     |     |     |     |     | .35   |      |     |
| LINCOLN 2 NW SCS 3     |                   |     |     |     |     |     |     |     |     |     |     |     |                   |     | .10 | .01 | .01 |     |     |     |     |     |     |     | .10   |      |     |
| LINDSBORG 3 NE         |                   |     |     |     |     |     |     |     |     |     |     |     |                   |     | .04 | .01 |     |     |     |     |     |     |     |     | .20   |      |     |
| LURAY 1 E              |                   |     |     |     |     |     |     |     |     |     |     |     |                   |     | .03 | .04 | .05 | .01 | .01 |     |     |     |     |     | .39   |      |     |
| MANHATTAN AGRO FARM    | .01               | .02 | .03 | .04 | .06 | .04 | .02 | .01 | .03 | .03 | .01 | .01 | .01               | .01 | .03 | .04 | .05 | .01 | .01 | .01 |     |     |     |     | .20   |      |     |
| MORLAND                |                   |     |     |     |     |     |     |     |     |     |     |     |                   |     |     |     |     |     |     |     |     |     |     |     | .01   |      |     |
| MORCATOR 2 N           | .10               | .15 | .04 | .02 | .02 | .02 | .03 | .09 |     |     |     | .01 | .01               |     | .01 | .01 | .02 | .02 |     |     |     |     |     |     | .55   |      |     |
| OAKLEY                 | .08               | .03 | .02 | .01 | .01 | .01 | .01 | .01 |     |     |     |     |                   |     | .08 | .02 |     |     |     |     |     |     |     |     | .28   |      |     |
| OLD SPRINGFIELD        | .04               | .02 | .06 | .14 | .02 | .03 | .02 |     | .01 | .02 |     |     |                   | .01 | .01 | .01 | .01 | .01 |     |     |     |     |     |     | .40   |      |     |
| PLEVNA                 | .06               | .04 | .20 | .02 | .01 |     | .02 | .04 | .01 | .02 | .02 | .02 |                   | .01 | .02 | .04 | .05 | .01 |     |     |     | .03 |     |     | .57   |      |     |
| READING                |                   |     |     |     | .01 |     | .01 | .01 | .01 | .04 | .05 | .05 |                   | .14 | .05 | .01 | .04 |     |     |     |     |     | .02 |     | .64   |      |     |
| SALINA CAA AP          |                   |     |     | .12 | .02 |     |     |     |     | .01 | .05 | .06 | .09               | .02 |     |     |     |     |     |     |     |     |     |     | .02   |      |     |
| SUN CITY               |                   |     |     |     |     |     |     |     |     | .01 | .01 |     |                   |     |     |     |     |     |     |     |     |     |     |     | .37   |      |     |
| TOPEKA WB AP           | //                |     |     |     | .04 | .04 |     |     |     | .01 | .01 |     |                   | .02 |     | .01 | .02 | .01 |     |     |     |     |     |     | .08   |      |     |
| TOPEKA WB CITY         | //                |     |     |     | .02 | .02 |     |     |     |     |     |     |                   |     |     |     |     |     |     |     |     |     |     |     | .08   |      |     |
| TRIBUNE 1 W            | //                |     |     |     | .04 | .04 | .02 | .02 |     |     |     | .01 |                   | .01 | .01 | .02 |     |     | .01 |     |     |     |     |     | .04   |      |     |
| WALLACE                | //                |     |     | .02 | .05 | .04 | .01 |     |     | .04 | .02 |     |                   | .01 | .01 | .02 |     |     |     | .01 |     |     |     |     | .14   |      |     |
| WICHITA WB AP          | //                |     |     |     | .01 |     |     | .01 |     |     |     |     |                   |     | .02 |     |     |     |     |     | .04 | .03 |     |     | .09   |      |     |
| -4th-                  |                   |     |     |     |     |     |     |     |     |     |     |     |                   |     |     |     |     |     |     |     |     |     |     |     |       |      |     |
| ACHILLES               | .01               |     |     |     |     |     |     |     |     |     |     |     |                   |     |     |     |     |     |     |     |     |     |     |     |       | .04  |     |
| BAZINE 13 SSW          | .01               |     | .01 |     |     |     |     |     |     |     |     |     |                   |     | .01 | .01 |     | .01 |     |     |     |     |     |     |       | .02  |     |
| CALDWELL               | .11               | .03 | .01 |     |     |     |     |     |     |     |     |     |                   |     |     |     |     |     |     |     |     |     |     |     |       | .15  |     |
| COLBY 1 SW             |                   |     |     |     |     | .01 | .01 | .02 |     |     |     |     |                   |     |     |     |     |     |     |     |     |     |     |     |       | .04  |     |
| COLLYER 9 S            | .02               |     |     |     |     |     |     |     |     |     |     |     |                   |     |     |     |     |     |     |     |     |     |     |     |       | .02  |     |
| DODGE CITY WB AIRPORT  | .01               | .01 |     |     |     |     |     |     |     |     |     |     |                   |     |     |     |     |     |     |     |     |     |     |     |       | .02  |     |
| GARDEN CITY CAA AP     |                   | .01 | .05 |     |     |     |     |     |     |     |     |     |                   |     |     |     |     |     |     |     |     |     |     |     |       | .02  |     |
| GARDEN CITY EXP STA    |                   | .01 | .03 | .01 |     |     |     |     |     |     |     |     |                   |     |     |     |     |     |     |     |     |     |     |     |       | .06  |     |
| HAYS 1 S               |                   |     |     |     | .01 |     |     |     |     |     |     |     |                   |     |     |     |     |     |     |     |     |     |     |     |       | .05  |     |
| HEALY                  |                   | .03 | .02 |     |     |     |     |     |     |     |     |     |                   |     |     |     |     |     |     |     |     |     |     |     |       | .02  |     |
| KANOPOLIS DAM          |                   | .01 | .02 |     |     |     |     |     |     |     |     |     |                   |     |     |     |     |     |     |     |     |     |     |     |       | .05  |     |
| KIOWA                  |                   | .05 | .03 | .01 |     |     |     |     |     |     |     |     |                   |     |     |     |     |     |     |     |     |     |     |     |       | .01  |     |
| LURAY 1 E              |                   | .01 | .01 | .01 |     |     |     |     |     |     |     |     |                   |     |     |     |     |     |     |     |     |     |     |     |       | .09  |     |
| MORCATOR 2 N           |                   |     |     |     |     |     |     |     |     |     |     |     |                   |     |     |     | .08 | .04 | .04 | .01 |     |     |     |     |       | .17  |     |
| PHILLIPSBURG           |                   |     |     |     |     |     |     |     |     |     |     |     |                   |     |     | .01 | .01 |     | .02 | .01 |     |     |     |     |       | .05  |     |
| PLEVNA                 |                   |     | .02 |     |     |     |     |     |     |     |     |     |                   |     |     |     |     |     |     |     |     |     |     |     |       | .02  |     |
| SUN CITY               |                   | .03 |     |     |     |     |     |     |     |     |     |     |                   |     |     |     |     |     |     |     |     |     |     |     |       | .02  |     |
| TRIBUNE 1 W            | //                | .02 |     |     |     |     |     |     |     |     |     |     |                   |     |     |     |     |     |     |     |     |     |     |     |       | .02  |     |
| -8th-                  |                   |     |     |     |     |     |     |     |     |     |     |     |                   |     |     |     |     |     |     |     |     |     |     |     |       |      |     |
| COFFEYVILLE            |                   |     |     |     |     |     |     |     |     |     |     |     |                   |     |     |     |     |     |     |     |     |     |     |     |       | .22  |     |
| ELK CITY 7 SW SCS 3    |                   |     |     |     |     |     |     |     |     |     |     |     |                   |     |     |     |     |     |     |     | .02 | .12 | .08 |     |       | 1.08 |     |
| -9th-                  |                   |     |     |     |     |     |     |     |     |     |     |     |                   |     |     |     |     |     |     |     |     |     |     |     |       |      |     |
| ACHILLES               |                   |     |     | .01 | .02 | .03 | .02 | .02 | .02 |     |     |     |                   |     |     |     |     |     |     |     |     |     |     |     |       | .32  |     |
| BALDWIN                |                   |     |     | .04 | .04 |     |     |     |     |     |     |     |                   |     |     | .04 | .08 | .03 | .03 | .02 |     |     |     |     |       | .08  |     |
| BAZINE 13 SSW          | //                |     |     |     |     |     |     |     |     |     |     |     |                   |     |     |     |     |     |     |     |     |     |     |     |       | .15  |     |
| BEATTIE 3 SE SCS 3     |                   |     |     |     |     |     |     |     |     |     |     |     |                   |     |     |     |     |     |     |     | .06 | .05 | .01 | .02 | .01   | .21  |     |
| BEAUMONT               |                   | .14 | .01 |     |     |     |     |     |     |     |     |     |                   |     |     |     |     |     |     |     |     |     |     |     |       | .78  |     |
| BEAVER                 | //                |     |     |     |     |     |     |     | .16 | .04 |     |     |                   |     |     |     |     |     |     |     |     |     |     |     |       | .63  |     |
| BIG BOW 4 WSW          | //                |     |     |     |     |     |     |     |     |     |     |     |                   |     |     | .03 | .02 | .01 |     |     |     |     | .05 |     |       | .31  |     |
| BURLINGAME             |                   |     |     |     |     |     |     |     |     |     |     |     |                   |     |     | .20 | .02 |     |     |     |     |     |     |     |       | .22  |     |
| BURLINGAME 5 NNW SCS 2 |                   |     |     |     |     | .01 | .01 |     |     |     |     |     |                   |     |     |     |     |     |     |     |     |     |     | .27 | .03   | .30  |     |
| BURKTOW                |                   |     |     |     |     |     |     |     |     |     |     |     |                   |     |     |     |     |     |     |     |     |     |     | .04 | .29   | .03  | .42 |
| CALDWELL               |                   |     |     |     |     |     |     |     |     |     |     |     |                   |     |     |     |     |     |     |     |     | .11 | .04 | .10 | .15   | .10  | .46 |
| CASSODAY 1 W           |                   |     | .53 | .46 |     |     |     |     |     |     |     |     |                   |     |     |     |     |     |     |     |     |     | .06 | .47 | .12   | .65  |     |
| CENTROPOLIS 5 NE       |                   |     |     | .08 | .01 |     |     |     |     |     |     |     |                   |     |     |     |     |     |     |     |     |     |     | .26 | .18   | 1.43 |     |
| COLBY 1 SW             |                   |     |     |     |     |     |     |     |     |     |     |     |                   |     |     |     |     |     |     |     |     |     |     |     |       | .11  |     |
| COLLYER 9 S            |                   |     |     |     |     |     |     |     |     |     |     | .05 | .05               | .05 | .09 | .21 | .20 | .08 |     |     |     |     |     |     |       | .73  |     |
| CONCORDIA WB CITY      | //                |     |     |     |     |     |     |     |     |     |     |     | .02               | .03 | .07 | .23 |     |     |     |     |     |     |     |     |       | .35  |     |
| DIAMOND SPRINGS        |                   |     |     |     | .06 | .01 |     |     |     | .02 | .06 |     |                   |     |     |     |     |     |     | .01 | .05 |     |     | .02 |       | .18  |     |
| DODGE CITY WB AIRPORT  | //                |     |     |     |     |     |     |     |     |     |     |     |                   |     |     |     |     |     |     |     | .66 | .04 | .08 |     |       | .85  |     |
| ELK CITY 7 SW SCS 3    |                   |     |     |     |     | .02 |     |     |     |     |     |     |                   |     |     |     |     |     |     | .04 | .01 |     |     | .01 | .01   | .04  |     |
| ELKHART 3 N            |                   |     |     |     |     |     |     |     |     |     |     |     |                   |     |     |     |     |     |     |     |     |     |     |     |       | .05  |     |
| ELLIS 10 S             |                   |     |     |     |     |     |     |     |     |     |     |     |                   |     |     |     |     |     |     |     |     |     |     |     |       | .04  |     |
| EMPORIA CAA AP         |                   |     |     | .15 | .03 |     |     |     |     |     |     |     |                   |     |     | .04 | .03 |     | .05 | .01 |     |     |     |     |       | .10  |     |
| FALL RIVER DAM         |                   |     |     |     |     |     |     |     |     |     |     |     |                   |     |     |     |     |     |     |     |     |     | .35 | .04 |       | .57  |     |
| FRANKFORT              |                   |     |     |     |     |     |     | .03 | .02 |     |     |     |                   |     |     |     |     |     |     |     |     |     |     |     |       | .11  |     |
| GARDEN CITY CAA AP     | //                |     |     |     |     |     |     |     |     |     |     |     |                   |     |     |     | .09 | .15 | .20 | .08 |     |     | .05 | .22 |       | .32  |     |
| GARDEN CITY EXP STA    |                   |     |     |     |     |     |     |     |     |     |     |     |                   |     |     |     |     |     |     |     |     |     |     |     |       | .52  |     |
| GOODLAND WB AIRPORT    | //                |     |     |     | .03 | .01 |     |     |     | .05 | .08 | .08 | .32               | .16 | .03 | .07 | .04 | .02 | .01 | .11 | .05 | .03 | .01 | .02 |       | .20  |     |
| GRENOLE 1 W            |                   | .24 | .64 |     |     |     |     |     |     |     |     |     |                   | .01 |     |     |     |     |     |     |     |     |     |     |       | .93  |     |
| HARRIS 1 S             |                   | .01 | .17 | .03 |     |     |     |     |     |     |     |     |                   | .02 |     |     |     |     |     |     |     |     |     |     |       | .21  |     |
| HEALY                  |                   |     |     |     |     |     |     |     |     |     |     |     |                   |     |     |     |     |     | .01 |     |     |     |     |     |       | .03  |     |
| HILL CITY CAA AP       |                   |     |     |     |     |     |     |     | .01 | .36 | .12 |     |                   |     |     |     |     |     |     |     |     |     |     |     |       | .04  |     |
| HORTON 3 NW SCS 1      |                   |     |     |     | .02 |     |     |     |     |     |     |     |                   |     |     |     |     | .01 | .05 | .05 |     |     |     |     |       | .60  |     |
| HUTCHINSON EXP FIELD   |                   | .06 | .04 |     | .02 | .05 | .05 |     |     |     |     |     |                   |     |     |     |     |     |     |     | .62 | .13 | .10 | .05 |       | 1.02 |     |
| IOLA                   |                   |     |     |     |     |     |     |     |     |     |     |     |                   |     |     |     |     |     |     |     |     |     |     |     |       | .10  |     |
| IONIA 1 NW             |                   |     |     |     |     |     |     |     | .05 | .50 | .13 |     |                   | .22 |     |     |     |     |     |     |     |     |     |     |       | .90  |     |
| JUNCTION CITY          |                   |     |     |     |     |     |     |     |     |     |     |     |                   |     |     |     |     |     |     |     |     |     |     |     |       | .27  |     |
| KANOPOLIS DAM          |                   |     |     |     |     |     | .03 | .09 |     |     |     |     |                   |     |     |     |     |     | .32 | .07 | .12 | .16 | .08 | .03 |       | .84  |     |
| KIOWA                  |                   |     |     |     |     |     |     |     |     |     |     |     |                   |     |     |     |     |     | .11 | .06 | .04 | .06 | .06 | .08 |       | .88  |     |
| LINCOLN 2 NW SCS 3     |                   |     |     |     |     |     |     | .31 | .17 | .04 |     |     |                   |     |     |     |     | .02 | .05 | .01 | .38 | .36 | .06 | .08 |       | .60  |     |
| LINDSBORG 3 NE         |                   |     |     |     |     |     |     |     |     |     |     |     |                   |     |     |     |     |     |     |     |     |     |     |     |       | .50  |     |
| LURAY 1 E              |                   |     |     |     |     |     |     |     | .20 | .40 | .10 |     |                   |     |     |     |     | .04 | .04 | .19 | .16 | .08 | .05 | .03 |       | 1.50 |     |
| MANHATTAN AGRO FARM    |                   |     |     |     | .02 | .01 |     |     |     |     |     |     |                   |     |     |     |     |     |     |     |     |     |     |     |       | .74  |     |
| MARYSVILLE             |                   |     |     |     |     | .36 | .01 |     | .01 | .07 | .01 |     |                   |     |     |     |     |     |     |     |     | .01 | .13 | .09 |       | .26  |     |
| MORLAND                |                   |     |     |     |     |     |     | .24 | .01 |     | .01 |     |                   | .01 |     |     | .08 | .05 |     |     |     |     |     |     |       |      |     |

# HOURLY PRECIPITATION

KANSAS  
MAY 1957

| Station                | A. M. Hour Ending |     |     |     |     |     |     |     |     |     |     |     | P. M. Hour Ending |     |     |     |   |     |     |     |     |     |     |     | Total |     |
|------------------------|-------------------|-----|-----|-----|-----|-----|-----|-----|-----|-----|-----|-----|-------------------|-----|-----|-----|---|-----|-----|-----|-----|-----|-----|-----|-------|-----|
|                        | 1                 | 2   | 3   | 4   | 5   | 6   | 7   | 8   | 9   | 10  | 11  | 12  | 1                 | 2   | 3   | 4   | 5 | 6   | 7   | 8   | 9   | 10  | 11  | 12  |       |     |
| BEATTIE 3 SE SCS 3     | .41               | .10 | .01 | .01 |     |     | .02 |     |     |     |     |     |                   |     |     |     |   |     |     |     |     |     |     | .55 |       |     |
| BEAUMONT               | .05               | .08 | .05 | .01 |     | .09 |     |     |     |     |     |     |                   |     |     |     |   |     |     |     |     |     |     | .26 |       |     |
| BURLINGAME             | .08               | .07 |     |     |     |     |     |     |     |     |     |     |                   |     |     |     |   |     |     |     |     |     |     | .15 |       |     |
| BURLINGAME 5 NNW SCS 2 | .04               | .06 |     | .01 |     | .01 |     |     |     |     |     |     |                   |     |     |     |   |     |     |     |     |     |     | .12 |       |     |
| BURRTON                | .03               | .05 | .07 |     |     |     |     |     |     |     |     |     |                   |     |     |     |   |     |     |     |     |     |     | .15 |       |     |
| CALDWELL               | .11               | .05 | .01 |     |     |     |     |     |     |     |     |     |                   |     |     |     |   |     |     |     |     |     |     | .17 |       |     |
| CASSIDAY 1 W           | .15               | .07 | .01 | .03 | .01 |     |     |     |     |     |     |     |                   |     |     |     |   |     |     |     |     |     |     | .27 |       |     |
| CENTROPOLIS 5 NE       | .03               | .02 |     |     |     |     |     |     |     |     |     |     |                   |     |     |     |   |     |     |     |     |     |     | .24 |       |     |
| COLUMBUS 6 NNW         |                   |     | .22 | .02 |     |     |     |     |     |     |     |     |                   |     |     |     |   |     |     |     |     |     |     | .35 |       |     |
| DIAMOND SPRINGS        | .15               | .06 | .02 | .09 | .03 |     |     |     |     |     |     |     |                   |     |     |     |   |     |     |     |     |     |     | .28 |       |     |
| ELK CITY 7 SW SCS 3    | .01               | .12 | .11 | .04 |     |     |     |     |     |     |     |     |                   |     |     |     |   |     |     |     |     |     |     | .38 |       |     |
| EMPORIA CAA AP         | .06               | .15 | .01 | .04 | .02 | .01 |     |     |     |     |     |     |                   |     |     |     |   |     |     |     |     |     |     | .25 |       |     |
| FALL RIVER DAM         | .24               | .04 | .03 | .04 | .01 | .02 |     |     |     |     |     |     |                   |     |     |     |   |     |     |     |     |     |     | .28 |       |     |
| FRANKFORT              | .13               | .13 | .01 |     | .01 |     |     |     |     |     |     |     |                   |     |     |     |   |     |     |     |     |     |     | .44 |       |     |
| GRENOLA 1 N            | .32               | .03 | .07 | .02 |     |     |     |     |     |     |     |     |                   |     |     |     |   |     |     |     |     |     |     | .19 |       |     |
| HARRIS 1 S             |                   | .08 | .07 | .04 |     |     |     |     |     |     |     |     |                   |     |     |     |   |     |     |     |     |     |     | .03 |       |     |
| HAYS 1 S               |                   |     | .01 | .01 | .01 |     |     |     |     |     |     |     |                   |     |     |     |   |     |     |     |     |     |     | .01 |       |     |
| HILL CITY CAA AP       |                   |     | .01 |     |     |     |     |     |     |     |     |     |                   |     |     |     |   |     |     |     |     |     |     | .20 |       |     |
| HORTON                 | .15               | .03 | .01 | .01 |     |     |     |     |     |     |     |     |                   |     |     |     |   |     |     |     |     |     |     | .27 |       |     |
| HORTON 3 NW SCS 1      | .18               | .08 | .01 |     |     |     |     |     |     |     |     |     |                   |     |     |     |   |     |     |     |     |     |     | .40 |       |     |
| HUTCHINSON EXP FIELD   | .09               | .30 | .01 |     |     |     |     | .05 |     |     |     |     |                   |     |     |     |   |     |     |     |     |     |     | .60 |       |     |
| IOLA                   | .01               | .09 | .08 | .17 | .01 |     |     |     |     |     |     |     |                   |     |     |     |   |     |     |     |     |     |     | .06 |       |     |
| KANOPOLIS DAM          | .01               | .02 | .01 | .01 | .01 | .01 |     |     |     |     |     |     |                   |     |     |     |   |     |     |     |     |     |     | .06 |       |     |
| KIOWA                  | .04               | .02 |     |     |     |     |     |     |     |     |     |     |                   |     |     |     |   |     |     |     |     |     |     | .02 |       |     |
| LINDSBORG 3 NE         | .01               | .01 |     |     |     |     |     |     |     |     |     |     |                   |     |     |     |   |     |     |     |     |     |     | .05 |       |     |
| MANHATTAN AGRO FARM    |                   |     |     |     |     | .05 |     |     |     |     |     |     |                   |     |     |     |   |     |     |     |     |     |     | .11 |       |     |
| MARYSVILLE             | .06               | .04 | .01 |     | .03 | .01 | .01 |     |     |     |     |     |                   |     |     |     |   |     |     |     |     |     |     | .05 |       |     |
| MORCATUR 2 N           |                   |     | .01 | .01 | .01 |     |     |     |     |     |     |     |                   |     |     |     |   |     |     |     |     |     |     | .07 |       |     |
| OAKLEY                 | .01               | .08 |     |     |     |     |     |     |     |     |     |     |                   |     |     |     |   |     |     |     |     |     |     | .15 |       |     |
| OTTAWA                 | .09               | .06 |     |     |     |     |     |     |     |     |     |     |                   |     |     |     |   |     |     |     |     |     |     | .15 |       |     |
| PLEVNA                 | .04               | .11 |     |     |     |     |     |     |     |     |     |     |                   |     |     |     |   |     |     |     |     |     |     | .49 |       |     |
| READING                | .03               | .22 | .18 | .03 | .01 |     | .01 | .01 |     |     |     |     |                   |     |     |     |   |     |     |     |     |     |     | .05 |       |     |
| SABETHA LAKE           |                   |     | .02 |     |     |     |     |     |     |     |     |     |                   |     |     |     |   |     |     |     |     |     |     | .08 |       |     |
| SALINA CAA AP          | .03               | .02 | .02 |     | .01 | .01 |     |     |     |     |     |     |                   |     |     |     |   |     |     |     |     |     |     | .06 |       |     |
| TOPEKA WB AP           | //                | .02 | .02 | .02 |     | .01 | .01 |     |     |     |     |     |                   |     |     |     |   |     |     |     |     |     |     | .30 |       |     |
| TOPEKA WB CITY         | //                | .02 | .03 |     |     | .01 |     |     |     |     |     |     |                   |     |     |     |   |     |     |     |     |     |     | .39 |       |     |
| TORONTO                |                   | .20 | .05 | .03 | .02 |     |     |     |     |     |     |     |                   |     |     |     |   |     |     |     |     |     |     | .02 |       |     |
| TORONTO DAM            |                   | .20 | .08 | .03 | .01 |     | .05 | .01 | .01 |     |     |     |                   |     |     |     |   |     |     |     |     |     |     | .19 |       |     |
| TRIBUNE 1 W            | //                |     | .02 |     |     |     |     |     |     |     |     |     |                   |     |     |     |   |     |     |     |     |     |     |     |       |     |
| WICHITA WB AP          | //                | .09 | .09 | .01 |     |     |     |     |     |     |     |     |                   |     |     |     |   |     |     |     |     |     |     |     |       |     |
| -11th-                 |                   |     |     |     |     |     |     |     |     |     |     |     |                   |     |     |     |   |     |     |     |     |     |     |     |       |     |
| ACHILLES               |                   |     |     |     |     |     |     |     |     |     |     |     |                   |     |     |     |   | .01 |     | .01 |     | .01 | .01 | .01 | .07   |     |
| ALAMONT                |                   |     |     |     |     |     |     |     |     |     |     |     |                   |     |     |     |   | .03 |     | .04 |     | .01 | .01 |     | .20   |     |
| BAZINE 13 SSW          | //                |     |     |     |     |     | .03 | .08 | .13 | .04 |     |     |                   |     |     |     |   | .01 | .01 | .02 |     | .29 | .06 |     | .56   |     |
| BEAUMONT               | //                |     |     |     |     |     |     |     |     | .03 | .04 |     |                   |     |     |     |   | .10 | .01 | .02 |     | .15 | .40 | .04 | .79   |     |
| BEAVER                 | //                |     |     |     |     |     |     |     |     | .01 | .05 |     |                   |     |     |     |   | .02 | .03 |     | .01 | .11 | .54 | .06 | .33   |     |
| BURRTON                |                   |     |     |     |     |     |     |     |     | .01 | .01 |     |                   |     |     |     |   | .01 | .01 |     |     |     |     |     | .50   |     |
| CALDWELL               |                   |     |     |     |     |     |     | .27 |     | .01 | .07 | .03 |                   |     |     |     |   | .01 | .01 |     |     |     |     |     | .07   |     |
| COFFEYVILLE            |                   |     |     |     |     |     |     |     |     | .01 | .03 | .02 |                   |     |     |     |   | .01 | .03 |     |     |     |     |     | .21   |     |
| COLBY 1 SW             |                   |     |     |     |     |     |     |     |     | .03 | .03 | .02 |                   |     |     |     |   | .01 | .01 |     | .01 | .01 |     |     | .11   |     |
| COLLYER 9 S            |                   |     |     |     |     |     |     |     |     | .01 | .09 | .07 |                   |     |     |     |   | .01 | .01 | .05 |     | .02 |     |     | .20   |     |
| COLUMBUS 6 NNW         |                   |     |     |     |     |     |     |     |     |     |     |     |                   |     |     |     |   |     |     |     |     |     |     |     | .08   |     |
| CONCORDIA WB CITY      | //                |     |     |     |     |     |     | .07 | .12 | .05 | .02 |     |                   |     |     |     |   | .01 | .05 |     | .08 | .06 | .01 |     | .43   |     |
| DODGE CITY WB AIRPORT  | //                |     |     |     |     |     |     |     |     | .19 | .03 |     |                   |     |     |     |   | .02 | .01 |     | .01 | .11 | .23 | .04 | .26   |     |
| ELK CITY 7 SW SCS 3    |                   |     |     |     |     |     |     |     |     | .05 | .01 |     |                   |     |     |     |   | .02 | .01 |     | .01 | .11 | .23 | .04 | .44   |     |
| ELLIS 10 S             |                   |     |     |     |     |     |     |     |     | .19 | .03 |     |                   |     |     |     |   | .02 | .01 |     | .01 | .11 | .23 | .04 | .02   |     |
| EMPORIA CAA AP         |                   |     |     |     |     |     |     |     |     | .05 | .01 |     |                   |     |     |     |   | .02 | .01 |     | .01 | .11 | .23 | .04 | .02   |     |
| ENGLEWOOD              |                   |     |     |     |     | .01 | .17 | .18 |     | .09 | .02 |     |                   |     |     |     |   | .01 | .01 |     | .26 | .24 | .02 | .01 | .07   |     |
| FALL RIVER DAM         |                   |     |     |     |     |     |     |     |     | .09 | .02 |     |                   |     |     |     |   | .01 | .01 |     | .26 | .24 | .02 | .01 | .15   |     |
| GARDEN CITY CAA AP     | //                |     |     |     |     |     | .15 | .06 |     | .09 | .02 |     |                   |     |     |     |   | .01 | .01 |     | .26 | .24 | .02 | .01 | .06   |     |
| GARDEN CITY EXP STA    | //                |     |     |     |     |     |     |     |     | .01 | .07 | .03 |                   |     |     |     |   | .07 | .02 |     | .01 | .11 | .23 | .04 | .26   |     |
| GOODLAND WB AIRPORT    | //                |     |     |     |     |     |     |     |     | .01 | .02 | .06 | .04               |     |     |     |   | .01 | .01 | .02 | .01 | .11 | .23 | .04 | .39   |     |
| GRENOLA 1 N            |                   |     |     |     |     |     |     |     |     | .01 | .07 | .03 |                   |     |     |     |   | .01 | .01 | .02 | .01 | .11 | .23 | .04 | .10   |     |
| HAYS 1 S               |                   |     |     |     |     |     |     |     |     | .01 | .02 | .06 | .04               |     |     |     |   | .01 | .01 | .02 | .01 | .11 | .23 | .04 | .13   |     |
| HEALY                  |                   |     |     |     |     |     |     |     |     | .07 | .03 | .03 |                   |     |     |     |   | .01 | .01 | .02 | .01 | .11 | .23 | .04 | .02   |     |
| HILL CITY CAA AP       |                   |     |     |     |     |     |     |     |     |     |     |     |                   |     |     |     |   | .01 | .01 | .02 | .01 | .11 | .23 | .04 | .12   |     |
| HORTON 3 NW SCS 1      |                   |     |     |     |     |     |     |     |     | .04 | .01 | .05 |                   |     |     |     |   | .10 | .04 |     | .21 | .13 | .20 | .38 | .04   |     |
| HUTCHINSON EXP FIELD   |                   |     |     |     |     |     |     |     |     | .04 | .01 | .05 |                   |     |     |     |   | .10 | .04 | .03 | .02 | .21 | .13 | .20 | .38   |     |
| IONIA 1 NW             |                   |     |     |     |     |     |     |     |     |     |     |     |                   |     |     |     |   | .04 | .03 | .02 | .01 | .11 | .23 | .04 | .04   |     |
| JUNCTION CITY          |                   |     |     |     |     |     |     |     |     |     |     |     |                   |     |     |     |   | .04 | .03 | .02 | .01 | .11 | .23 | .04 | .04   |     |
| KANOPOLIS DAM          |                   |     |     |     |     |     |     |     |     | .09 | .15 | .01 | .01               | .21 | .08 | .07 |   | .01 | .04 | .02 | .03 | .13 | .27 | .51 | .02   |     |
| KIOWA                  |                   |     |     |     |     |     |     |     |     | .09 | .15 | .01 | .01               | .21 | .08 | .07 |   | .01 | .04 | .02 | .03 | .13 | .27 | .51 | .02   |     |
| LINCOLN 2 NNW SCS 3    |                   |     |     |     |     |     |     |     |     |     |     |     |                   |     |     |     |   |     |     |     |     |     |     |     | .59   |     |
| LINDSBORG 3 NE         |                   |     |     |     |     |     |     |     |     |     |     |     |                   |     |     |     |   |     | .06 | .03 |     | .21 | .20 | .11 | .58   |     |
| LURAY 1 E              |                   |     |     |     |     |     |     |     |     |     |     |     |                   |     |     |     |   |     | .02 | .03 |     | .21 | .20 | .11 | .58   |     |
| MORLAND                |                   |     |     |     |     |     |     |     |     |     |     |     |                   |     |     |     |   |     | .02 | .03 |     | .21 | .20 | .11 | .58   |     |
| MORCATUR 2 N           |                   |     |     |     |     |     |     |     |     |     |     |     |                   |     |     |     |   |     | .01 | .01 |     | .02 | .09 | .15 | .03   | .38 |
| OAKLEY                 |                   |     |     |     |     |     |     |     |     |     |     |     |                   |     |     |     |   |     | .02 | .03 |     | .02 | .09 | .15 | .03   | .38 |
| OLD SPRINGFIELD        | //                |     |     |     |     | .03 | .01 | .01 | .01 | .04 | .03 |     |                   |     |     |     |   | .01 | .01 |     | .28 | .19 | .02 | .12 | .08   |     |
| PHILLIPSBURG           |                   |     |     |     |     |     |     |     |     |     |     |     |                   |     |     |     |   |     | .01 | .01 |     | .28 | .19 | .02 | .12   | .08 |
| PLEVNA                 |                   |     |     |     |     |     |     |     |     | .08 | .01 | .03 |                   |     |     |     |   | .03 | .01 | .01 |     | .07 | .12 | .02 | .23   |     |
| READING                |                   |     |     |     |     |     |     |     |     | .08 | .01 | .03 |                   |     |     |     |   | .03 | .01 | .01 |     | .07 | .12 | .02 | .23   |     |
| SALINA CAA AP          |                   |     |     |     |     |     |     |     |     | .08 | .01 | .03 |                   |     |     |     |   | .03 | .01 | .01 |     | .07 | .12 | .02 | .23   |     |
| SUN CITY               |                   |     |     |     |     |     |     |     |     | .08 | .01 | .03 |                   |     |     |     |   | .03 | .01 | .01 |     | .07 | .12 | .02 | .23   |     |
| TORONTO                |                   |     |     |     |     |     |     |     |     | .08 | .01 | .03 |                   |     |     |     |   | .03 | .01 | .01 |     | .07 | .12 | .02 | .23   |     |
| TORONTO DAM            |                   |     |     |     |     |     |     |     |     | .08 | .01 | .03 |                   |     |     |     |   | .03 | .01 | .01 |     | .07 | .12 | .02 | .23   |     |
| TRIBUNE 1 W            | //                |     |     |     |     |     |     |     |     | .08 | .01 | .03 |                   |     |     |     |   | .03 | .01 | .01 |     | .07 | .12 | .02 | .23   |     |
| WALLACE                | //                |     |     |     |     |     |     |     |     | .08 | .01 | .03 |                   |     |     |     |   | .03 | .01 | .01 |     | .07 | .12 | .02 | .23   |     |
| WICHITA WB AP          | //                |     |     |     |     |     |     |     |     | .08 | .01 | .03 |                   |     |     |     |   | .03 | .01 | .01 |     | .07 | .12 | .02 | .23   |     |
| -12th-                 |                   |     |     |     |     |     |     |     |     |     |     |     |                   |     |     |     |   |     |     |     |     |     |     |     |       |     |
| ACHILLES               |                   | .06 | .13 | .04 |     |     |     |     |     |     |     |     |                   |     |     |     |   |     |     |     | .05 | .01 | .01 | .01 | .31   |     |
| BALDWIN                |                   | .   |     |     |     |     |     |     |     |     |     |     |                   |     |     |     |   |     |     |     |     |     |     |     |       |     |



# HOURLY PRECIPITATION

| Station                | A. M. Hour Ending |     |     |     |     |     |     |     |     |     |     |     | P. M. Hour Ending |     |      |     |      |      |     |     |      |     |     |      | Total |
|------------------------|-------------------|-----|-----|-----|-----|-----|-----|-----|-----|-----|-----|-----|-------------------|-----|------|-----|------|------|-----|-----|------|-----|-----|------|-------|
|                        | 1                 | 2   | 3   | 4   | 5   | 6   | 7   | 8   | 9   | 10  | 11  | 12  | 1                 | 2   | 3    | 4   | 5    | 6    | 7   | 8   | 9    | 10  | 11  | 12   |       |
|                        |                   |     |     |     |     |     |     |     |     |     |     |     |                   |     |      |     |      |      |     |     |      |     |     |      |       |
| CASSODAY 1 W           |                   |     |     |     |     |     |     |     |     |     |     |     |                   |     |      |     |      | .45  | .16 | .14 |      |     |     |      | 1.00  |
| CENTROPOLIS 5 NE       |                   |     |     |     |     |     |     |     |     |     |     |     |                   |     |      |     |      |      |     |     | .04  | .02 | .01 | .02  | .02   |
| COLBY 1 SW             | .08               | .03 |     |     |     |     |     |     |     |     |     |     |                   |     | .01  | .01 |      |      |     | .01 | .01  |     |     |      | .05   |
| COLLYER 9 S            |                   |     |     |     |     |     |     |     |     |     |     |     |                   |     |      |     |      |      | .11 | .24 |      | .01 | .08 | .04  | .48   |
| CONCORDIA WB CITY      | //                |     |     |     |     |     |     |     |     |     |     |     |                   |     |      |     |      | .01  |     |     | .02  |     |     |      | .14   |
| DIAMOND SPRINGS        |                   |     |     |     |     |     |     |     |     |     |     |     |                   |     |      |     |      |      |     |     |      |     |     |      |       |
| DODGE CITY WB AIRPORT  | //                |     |     |     |     |     |     |     |     |     |     |     |                   |     |      |     |      | .84  | .14 |     | .01  |     | .01 | .79  | 1.79  |
| ELKHART 3 N            |                   |     |     |     |     |     |     |     |     |     |     |     |                   |     |      |     |      | .04  | .06 | .05 |      |     |     |      | .15   |
| ELLIS 10 S             |                   |     |     |     |     |     |     |     |     |     |     |     |                   |     |      |     |      |      |     | .03 | .67  | .05 |     |      | .78   |
| EMPORIA CAA AP         |                   |     |     |     |     |     |     |     |     |     |     |     | .23               | .07 | .11  | .11 | .03  |      |     |     |      |     | .02 | .01  | .51   |
| ENGLEWOOD              |                   |     |     |     |     |     |     |     |     |     |     |     |                   |     |      | .01 |      |      |     |     |      | .23 | .07 | .03  | .03   |
| FALL RIVER DAM         |                   |     |     |     |     |     |     |     |     |     |     |     |                   |     |      |     |      |      |     |     |      |     |     |      | .34   |
| FRANKFORT              |                   |     |     |     |     |     |     |     |     |     |     |     |                   |     |      |     | .21  | .08  | .03 | .01 | .03  |     | .01 |      | .13   |
| GARDEN CITY CAA AP     | //                |     |     |     |     |     |     |     |     |     |     |     |                   |     |      | .01 | .09  | .01  | .10 | .20 |      |     | .07 | .10  | .49   |
| GARDEN CITY EXP STA    | //                |     |     |     |     |     |     |     |     |     |     |     |                   |     |      |     |      |      |     |     |      | .01 | .05 | .07  | .13   |
| GOODLAND WB AIRPORT    | //                |     |     |     |     |     |     |     |     |     |     |     |                   |     |      |     |      |      |     |     |      |     |     |      | .10   |
| GRENOLA 1 N            |                   |     |     |     |     |     |     |     |     |     |     |     |                   |     | .01  |     |      |      |     | .10 | .03  |     |     |      | .20   |
| HARRIS 1 S             |                   |     |     |     | .07 |     |     |     |     |     |     |     |                   |     |      |     |      | .04  | .02 | .02 | .03  |     | .01 |      | .53   |
| HAYS 1 S               |                   |     |     |     |     |     |     |     |     |     |     |     |                   | .05 | .02  | .32 |      |      | .10 | .17 | .07  |     | .02 | .02  | .44   |
| HEALY                  |                   |     |     |     |     |     |     |     |     |     |     |     |                   |     |      | .95 | .02  | .03  | .18 | .17 | .10  |     | .09 | .09  | 1.54  |
| HILL CITY CAA AP       |                   |     | .01 | .03 |     |     |     |     |     |     |     |     |                   |     |      |     |      |      |     |     |      | .15 | .15 | .05  | .60   |
| HUTCHINSON EXP FIELD   |                   |     |     |     |     |     |     |     |     |     |     |     |                   |     |      |     |      |      |     |     |      | .01 | .04 | .05  | .48   |
| IONIA 1 NW             |                   | .05 | .78 |     |     |     |     |     |     |     |     |     |                   |     |      |     |      |      |     |     |      | .09 | .01 | .02  | 1.40  |
| JUNCTION CITY          |                   |     |     |     |     |     |     |     |     |     |     |     |                   |     |      |     |      | 1.08 | .15 | .04 | .01  | .01 | .05 | .16  | 1.29  |
| KANOPOLIS DAM          |                   |     |     |     |     |     |     |     |     |     |     |     |                   |     |      |     |      | .55  | .06 | .45 | .01  | .01 | .05 | .12  | .24   |
| KIOWA                  |                   |     |     |     |     |     |     |     |     |     |     |     |                   |     |      |     |      | .13  | .07 | .02 | .02  |     |     |      | .85   |
| LINCOLN 2 NNW SCS 3    |                   |     |     |     |     |     |     |     |     |     |     |     |                   |     |      |     |      | .44  | .19 | .19 | .02  | .04 |     |      | .47   |
| LINDSBORG 3 NE         |                   |     |     |     | .03 |     |     |     |     |     |     |     |                   |     |      |     |      |      |     |     |      |     | .09 | .01  | .18   |
| LURAY 1 E              |                   |     | .01 | .02 |     |     |     |     |     |     |     |     |                   |     |      |     |      |      |     |     | .06  | .30 | .05 | .41  | .56   |
| MANHATTAN AGRO FARM    |                   |     |     |     |     |     |     |     |     |     |     |     |                   |     |      |     |      |      |     | .03 | .27  | .14 | .05 | .01  | .23   |
| MARYSVILLE             |                   |     |     |     |     |     |     |     |     |     |     |     |                   |     |      |     |      |      |     | .01 | .02  | .04 | .01 | .03  | .08   |
| MORLAND                |                   |     |     |     |     |     |     |     |     |     |     |     |                   |     |      |     |      |      |     |     |      | .08 | .02 | .03  | .02   |
| MORCATUR 2 N           |                   |     | .01 | .03 |     |     |     |     |     |     |     |     |                   |     |      |     |      |      |     |     |      |     |     |      | .11   |
| OAKLEY                 |                   |     | .06 | .02 |     |     |     |     |     |     |     |     |                   |     |      |     |      | .03  | .01 | .03 | .01  | .04 | .02 | .04  | .11   |
| OLD SPRINGFIELD        | //                |     |     |     |     |     |     |     |     |     |     |     |                   |     |      |     |      |      |     |     |      | .07 | .04 |      | .30   |
| OTTAWA                 |                   |     |     |     |     |     |     |     |     |     |     |     |                   |     |      |     |      |      |     |     | .10  | .15 | .03 | .01  | .01   |
| PHILLIPSBURG           |                   |     |     |     |     |     |     |     |     |     |     |     |                   |     |      |     |      | .50  | .01 | .13 | .19  | .24 | .04 | .01  | 1.14  |
| PLEVNA                 |                   |     |     |     |     |     |     |     |     |     |     |     |                   |     |      |     |      |      |     | .01 | .01  | .05 | .01 | .02  | .01   |
| READING                |                   |     |     |     |     |     |     |     |     |     |     |     |                   |     |      |     |      |      |     |     |      |     |     |      | .02   |
| SABETHA LAKE           |                   |     |     |     |     |     |     |     |     |     |     |     |                   |     |      |     |      |      |     | .64 | .13  | .04 | .02 | .05  | .91   |
| SALINA CAA AP          |                   |     |     |     |     |     |     |     |     |     |     |     |                   |     |      |     |      | .04  | .03 | .15 | .12  |     | .01 | .05  | .40   |
| SUN CITY               |                   |     |     |     | .02 |     |     |     |     |     |     |     |                   |     |      |     |      |      |     |     |      | .01 |     |      | .03   |
| TOPEKA WB AP           | //                |     |     | .08 | .02 |     |     |     |     |     |     |     |                   |     |      |     |      |      |     |     |      | .02 | .02 |      | .11   |
| TOPEKA WB CITY         | //                |     |     |     |     |     |     |     |     |     |     |     |                   |     |      |     |      |      |     |     |      |     |     |      | .02   |
| TORONTO                |                   |     |     |     |     |     |     |     |     |     |     |     |                   |     |      |     |      |      |     |     |      |     |     |      | .45   |
| TORONTO DAM            | //                |     |     |     |     |     |     |     |     |     |     |     |                   | .01 | .01  | .03 | .02  |      |     | .05 | .07  | .01 | .02 | .04  | .77   |
| TRIBUNE 1 W            | //                |     |     |     |     |     |     |     |     |     |     |     |                   | .01 | .02  | .04 | .02  |      |     | .01 | .24  | .01 | .06 | .20  | .82   |
| WALLACE                |                   |     |     |     |     |     |     |     |     |     |     |     |                   |     |      | .26 | .06  |      |     |     | .02  | .14 | .22 | .06  | .06   |
| WICHITA WB AP          | //                |     |     |     |     |     |     |     |     |     |     |     |                   |     |      |     |      |      |     |     |      |     |     |      |       |
| -16th-                 |                   |     |     |     |     |     |     |     |     |     |     |     |                   |     |      |     |      |      |     |     |      |     |     |      |       |
| ACHILLES               | .09               | .17 | .12 | .06 | .26 | .22 | .06 | .01 | .01 | .03 | .26 | .17 | .01               | .01 |      |     |      |      |     |     |      |     |     | 1.48 |       |
| ALTAMONT               |                   |     |     |     |     |     |     |     |     |     |     |     |                   |     |      |     |      |      |     |     |      |     |     |      | 2.74  |
| BALDWIN                |                   | .03 | .01 | .03 | .05 | .10 | .20 | .07 | .05 | .16 | .14 | .17 | .19               | .66 | .56  | .02 | .30  |      |     |     |      |     |     | 1.15 |       |
| BAZINE 13 SSW          | //                |     |     | .02 | .08 | .45 | .46 | .14 |     |     |     |     |                   |     |      |     |      |      |     |     |      |     |     |      | .55   |
| BEATTIE 3 SE SCS 3     |                   | .04 | .05 | .19 | .16 | .21 | .19 | .08 | .02 | .12 | .14 | .03 | .01               | .03 | .01  |     | .06  | .07  | .01 |     |      |     |     | 2.18 |       |
| BEAUMONT               |                   | .27 | .11 | .01 | .13 | .10 | .22 | .24 | .25 | .20 | .10 | .09 | .02               |     |      |     |      |      |     |     |      |     |     | .96  |       |
| BEAVER                 | //                | .09 | .37 | .48 | .09 |     |     | .22 | .22 | .03 |     |     |                   |     |      |     |      |      |     |     |      |     |     | 1.28 |       |
| BIG BOW 4 YSW          | //                | .01 | .02 | .03 | .05 | .04 | .11 | .24 | .04 | .08 | .16 | .36 | .35               | .01 | .01  |     |      |      |     |     |      |     |     | 1.66 |       |
| BURLINGAME             |                   | .01 | .05 | .04 | .05 | .03 | .12 | .20 | .04 | .09 | .17 | .28 | .48               | .02 | .01  | .01 |      |      |     |     |      |     |     | 2.94 |       |
| BURLINGAME 5 NNW SCS 2 |                   | .09 | .05 | .01 | .11 | .23 | .19 | .29 | .39 | .70 | .01 | .09 | .01               |     |      |     |      |      |     |     |      |     |     | 1.22 |       |
| BURRTON                |                   | .20 | .10 | .10 | .13 | .05 | .23 | .28 |     |     |     |     |                   |     |      |     |      |      |     |     |      |     |     | 2.44 |       |
| CALDWELL               |                   | .05 | .06 | .13 | .16 | .06 | .14 | .08 | .24 | .18 | .13 | .61 | .05               | .08 | .36  | .02 | .09  |      |     |     |      |     |     | 2.00 |       |
| CASSODAY 1 W           |                   | .02 | .06 | .01 | .01 | .04 | .05 | .20 | .08 | .04 | .11 | .16 | .18               | .34 | .75  | .50 | .02  | .03  |     |     | .01  | .03 | .79 | .07  |       |
| CENTROPOLIS 5 NE       |                   | .02 | .05 | .33 | .30 | .32 | .08 |     |     |     |     |     |                   |     |      |     |      |      |     |     |      |     |     | 2.00 |       |
| COFFEYVILLE            |                   | .12 | .12 | .09 | .22 | .35 | .06 | .01 |     |     | .02 | .29 | .07               |     |      |     |      |      |     |     |      |     |     | 1.35 |       |
| COLBY 1 SW             |                   | .01 | .01 | .02 | .01 | .54 | .34 | .09 | .01 |     |     |     |                   |     |      |     |      |      |     |     |      |     |     | 1.18 |       |
| COLLYER 9 S            |                   |     |     |     | .06 | .04 | .07 | .22 | .17 | .05 |     |     | .01               | .14 |      |     |      |      |     |     |      | .11 | .30 | 3.12 |       |
| COLUMBUS 6 NNW         | //                |     |     |     |     |     |     |     |     |     |     |     |                   |     |      |     |      |      |     |     |      |     |     | .61  |       |
| CONCORDIA WB CITY      | //                |     |     |     |     |     |     |     |     |     |     |     |                   |     |      |     |      |      |     |     |      |     |     | 2.02 |       |
| DIAMOND SPRINGS        |                   | .02 | .05 | .05 | .10 | .04 | .15 | .06 | .09 | .19 | .29 | .80 | .18               |     |      |     |      |      |     |     |      |     |     | 1.05 |       |
| DODGE CITY WB AIRPORT  | //                | .02 | .02 | .02 | .12 | .33 | .50 | .04 | .02 |     |     |     |                   |     |      |     |      | .05  | .09 | .16 | 1.29 | .06 |     | 2.58 |       |
| ELK CITY 7 SW SCS 3    |                   | .47 | .15 | .01 | .01 | .03 |     |     |     |     |     |     |                   |     |      |     |      |      |     |     |      |     |     | .64  |       |
| ELKHART 3 N            |                   | .01 | .01 | .05 | .02 | .40 | .34 | .15 | .06 | .01 | .02 | .12 | .02               | .25 | .67  | .30 | .50  | .10  | .02 |     |      |     |     | 1.09 |       |
| ELLIS 10 S             |                   | .05 | .04 | .03 | .05 | .15 | .20 | .11 | .04 | .20 | .13 | .12 | .23               |     |      |     |      |      |     |     |      |     |     | .90  |       |
| EMPORIA CAA AP         |                   | .04 | .55 | .29 | .26 | .27 | .31 | .02 |     |     |     |     | .02               |     | .03  | .85 | 1.06 | .26  | .39 |     |      |     |     | 4.27 |       |
| ENGLEWOOD              |                   | .06 | .03 | .02 | .02 |     | .01 |     |     |     | .17 | .18 | .05               | .02 |      |     |      |      |     |     |      |     |     | .64  |       |
| FALL RIVER DAM         |                   | .01 | .37 |     |     |     |     |     |     |     |     |     |                   |     |      |     |      |      |     |     |      |     |     | .38  |       |
| FRANKFORT              | //                | .02 | .08 | .31 | .17 |     |     | .04 |     |     |     |     |                   |     |      |     |      |      |     |     |      |     |     | .62  |       |
| GARDEN CITY CAA AP     | //                | .09 | .03 | .12 | .19 | .23 | .21 | .08 | .02 |     | .03 | .02 | .01               |     |      |     | .04  | .02  | .61 | .02 |      |     |     | .98  |       |
| GARDEN CITY EXP STA    | //                | .13 | .12 | .09 | .08 | .10 | .37 | .22 | .07 | .05 | .19 | .02 | .01               | .17 | 1.13 | .34 | .08  | .04  | .01 |     |      |     |     | 1.82 |       |
| GOODLAND WB AIRPORT    |                   |     |     | .01 | .01 | .16 | .33 | .37 | .04 |     |     |     |                   |     |      |     |      |      |     |     |      |     |     | 2.88 |       |
| GRENOLA 1 N            |                   | .01 | .01 | .01 | .01 | .16 | .33 | .37 | .04 |     |     |     |                   |     |      |     |      |      |     |     |      |     |     | 1.41 |       |
| HARRIS 1 S             |                   | .16 | .18 | .08 | .48 | .24 | .01 | .35 | .08 | .01 | .07 | .02 | .24               |     |      |     |      |      |     |     |      |     |     | 1.31 |       |
| HAYS 1 S               |                   | .05 | .02 | .02 | .09 | .16 | .52 | .06 | .04 | .02 | .06 | .17 | .24               | .27 | .08  |     | .02  |      |     |     |      |     |     | 1.04 |       |
| HEALY                  |                   |     |     |     |     |     |     |     |     |     |     |     |                   |     |      |     |      |      |     |     |      |     |     |      |       |





# HOURLY PRECIPITATION

| Station               | A. M. Hour Ending. |     |     |     |     |     |     |     |     |     |     |     | P. M. Hour Ending |     |     |     |     |     |      |      |      |      |     |      | Tot<br>Inch |
|-----------------------|--------------------|-----|-----|-----|-----|-----|-----|-----|-----|-----|-----|-----|-------------------|-----|-----|-----|-----|-----|------|------|------|------|-----|------|-------------|
|                       | 1                  | 2   | 3   | 4   | 5   | 6   | 7   | 8   | 9   | 10  | 11  | 12  | 1                 | 2   | 3   | 4   | 5   | 6   | 7    | 8    | 9    | 10   | 11  | 12   |             |
| COLUMBUS 6 NNW        |                    |     |     |     |     |     |     |     |     |     |     | .06 |                   | .01 |     |     |     |     | .03  | .17  |      | 1.44 | .34 | .22  | 2.27        |
| CONCORDIA WB CITY     | //                 |     |     |     |     |     |     |     |     |     |     |     |                   |     |     |     | .06 | .01 | .10  | .79  | .01  |      |     |      | .10         |
| DIAMOND SPRINGS       |                    |     |     |     |     |     |     |     |     |     |     |     |                   | .05 | .40 | .10 |     |     |      |      |      |      |     |      | 1.05        |
| DODGE CITY WB AIRPORT | //                 |     |     |     |     |     |     |     |     |     |     |     |                   |     |     |     |     |     |      | .03  | 1.17 | .37  | .13 | .05  | .55         |
| ELK CITY 6 SW         |                    |     |     |     |     |     |     |     |     |     |     |     |                   |     |     |     |     |     |      |      |      |      |     |      | .14         |
| ELKHART 3 N           |                    |     |     |     |     |     |     | .11 | .03 |     |     |     |                   |     | .09 | .04 |     |     | .20  | .08  | .22  | .06  |     | .01  | .13         |
| ELLIS 10 S            |                    |     |     |     |     |     |     |     |     |     |     |     |                   |     |     |     |     |     |      |      |      |      |     | .01  | .58         |
| EMPORIA CAA AP        |                    |     |     |     |     |     |     |     |     |     |     |     |                   | .50 | .21 | .05 | .05 |     |      | .04  | .10  | .93  | .44 | .15  | .81         |
| ENGLEWOOD             |                    |     |     |     |     |     |     |     |     |     |     |     |                   |     |     |     |     |     | .20  | .86  | .16  |      |     |      | 1.66        |
| FALL RIVER DAM        |                    |     |     |     |     |     |     |     |     |     |     |     |                   |     |     |     |     |     |      |      |      |      |     |      | 1.22        |
| FRANKFORT             |                    |     |     |     |     |     |     |     |     |     |     |     |                   |     |     |     |     |     | .08  | .16  |      |      |     |      | .26         |
| GARDEN CITY CAA AP    | //                 |     |     |     |     |     |     |     |     |     |     |     |                   | .05 | .04 | .01 |     |     |      |      |      |      |     |      | .09         |
| GARDEN CITY EXP STA   |                    |     |     |     |     |     |     |     |     |     |     |     |                   |     |     |     |     |     |      |      | .52  |      |     |      | .67         |
| GOODLAND WB AIRPORT   | //                 |     |     |     |     |     |     |     |     | .05 | .07 | .03 |                   |     |     |     |     |     | .30  | .55  | .17  | .26  | .09 | 1.37 |             |
| GRENOLA 1 N           |                    |     |     |     |     |     |     |     |     |     |     |     |                   |     |     |     |     |     |      | .03  | .10  | .15  | .28 | .12  | .68         |
| HARRIS 1 S            |                    |     |     |     |     |     |     |     |     |     |     |     |                   |     | .02 | .08 |     |     |      |      |      |      |     |      | .10         |
| HAYS 1 S              |                    |     |     |     |     |     |     |     |     |     |     |     |                   |     |     |     |     |     | .07  | .24  | .64  | .38  | .12 |      | 1.45        |
| HORTON                |                    |     |     |     |     |     |     |     |     |     |     |     |                   |     |     |     |     |     | .13  | .15  | .86  | .74  | .09 | .01  | 1.98        |
| HORTON 3 NW SCS 1     |                    |     |     |     |     |     |     |     |     |     |     |     |                   |     |     |     |     |     | .53  |      |      |      |     |      | .53         |
| HUTCHINSON EXP FIELD  |                    |     |     |     |     |     |     |     |     |     |     |     |                   |     |     |     |     |     |      |      | .07  | .19  | .77 | .11  | 1.15        |
| IOLA                  |                    |     |     |     |     |     |     |     |     |     |     |     |                   |     |     |     |     |     |      |      |      |      |     | .01  | 1.64        |
| JUNCTION CITY         |                    |     |     |     |     |     |     |     |     |     |     |     |                   |     |     |     | .01 | .04 | 1.33 | .26  |      |      |     |      | .79         |
| KANOPOLIS DAM         |                    |     |     |     |     |     |     |     |     |     |     |     |                   |     |     |     | .10 | .54 | .11  | .04  |      |      |     |      | 1.23        |
| KIOWA                 |                    |     |     |     |     |     |     |     |     |     |     |     |                   |     |     |     | .89 | .08 | .09  | .03  | .14  |      |     |      | .11         |
| LINCOLN 2 NNW SCS 3   |                    |     |     |     |     |     |     |     |     |     |     |     |                   |     |     |     | .01 | .10 |      |      |      |      |     |      | .72         |
| LINDSBORG 3 NE        |                    |     |     |     |     |     |     |     |     |     | .30 |     |                   | .08 | .22 | .12 |     |     |      |      |      |      |     |      | .25         |
| LURAY 1 E             |                    |     |     |     |     |     |     |     |     |     |     |     |                   |     |     |     | .25 |     |      |      |      |      |     |      | .71         |
| MANHATTAN AGRO FARM   |                    |     |     |     |     |     |     |     |     |     |     |     |                   |     |     |     | .13 | .58 |      |      |      |      |     |      | .19         |
| MARYSVILLE            |                    |     |     |     |     |     |     |     |     |     |     |     |                   |     |     |     | .07 | .06 | .06  |      |      |      |     |      | .79         |
| MORSE                 |                    |     |     |     |     |     |     |     |     |     |     |     |                   | .49 | .26 | .04 |     |     |      |      |      |      |     |      | .44         |
| OLD SPRINGFIELD       | //                 |     |     |     |     |     |     |     |     |     |     |     |                   |     |     |     |     |     |      | .03  | .09  | .07  | .12 | .09  | .64         |
| OTTAWA                |                    |     |     |     |     |     |     |     |     |     |     |     |                   |     | .01 |     | .51 | .12 |      |      |      |      |     |      | .32         |
| PLEVNA                |                    |     |     |     |     |     |     |     |     |     |     |     |                   |     |     |     |     |     | .06  | .12  | .09  | .05  |     |      | 1.15        |
| READING               |                    |     |     |     |     |     |     |     |     |     |     |     |                   |     |     |     |     |     | .40  | .32  | .38  | .04  |     | .01  | .65         |
| SABETHA LAKE          |                    |     |     |     |     |     |     |     |     |     |     |     |                   |     |     |     |     |     |      | .10  | .37  | .15  | .02 |      | .60         |
| SALINA CAA AP         |                    |     |     |     |     |     |     |     |     |     |     |     |                   |     |     |     |     |     |      | .59  | .01  |      |     |      | .35         |
| SUN CITY              |                    |     |     |     |     |     |     |     |     |     |     |     |                   |     |     |     |     |     |      |      | .15  | .20  |     |      | .21         |
| TOPEKA WB AP          | //                 |     |     |     |     |     |     |     |     |     |     |     |                   |     |     |     |     |     |      |      | .12  | .09  |     |      | 1.49        |
| TOPEKA WB CITY        | //                 |     |     |     |     |     |     |     |     |     |     |     |                   |     |     |     |     |     |      | .09  | .10  | .82  | .22 | .25  | 1.80        |
| TORONTO               |                    |     |     |     |     |     |     |     |     |     |     |     |                   |     |     |     |     |     | .22  | .09  | .73  | .34  | .21 | .01  | .07         |
| TORONTO DAM           | //                 |     |     |     |     |     |     |     |     |     |     |     |                   |     |     |     |     |     |      |      |      |      |     |      | .10         |
| TRIBUNE 1 W           | //                 |     |     |     |     |     |     |     |     | .05 | .01 |     |                   |     |     |     |     |     | .01  |      |      |      |     |      | .68         |
| WALLACE               | //                 |     |     |     |     |     |     |     |     | .05 | .04 |     |                   |     |     |     |     |     |      |      |      |      |     |      | .10         |
| WICHITA WB AP         | //                 |     |     |     |     |     |     |     |     |     |     |     |                   |     |     |     |     |     | .03  | .56  | .03  | .04  | .02 |      | .68         |
| -25th-                |                    |     |     |     |     |     |     |     |     |     |     |     |                   |     |     |     |     |     |      |      |      |      |     |      |             |
| ALTAMONT              |                    | .01 |     | .09 |     |     |     |     |     |     |     |     |                   |     |     |     |     |     |      |      |      |      |     |      | .10         |
| CENTROPOLIS 5 NE      |                    |     |     |     |     |     |     |     |     |     |     |     |                   |     |     |     |     |     |      |      |      |      |     |      | .04         |
| COFFEYVILLE           |                    |     |     |     |     |     |     |     |     |     |     |     |                   |     |     |     |     |     |      |      |      |      |     |      | .31         |
| COLUMBUS 6 NNW        |                    | .13 | .01 |     | .03 | .01 |     |     |     |     |     |     |                   |     |     |     |     |     |      |      |      |      |     |      | .08         |
| CONCORDIA WB CITY     | //                 |     |     |     |     |     |     |     |     |     |     |     |                   |     |     |     |     |     |      |      |      |      |     |      | .05         |
| ELK CITY 6 SW         |                    |     |     |     |     |     |     |     |     |     |     |     |                   |     |     |     |     |     |      |      |      |      |     |      | .02         |
| EMPORIA CAA AP        |                    | .01 |     |     | .01 |     |     | .06 | .05 |     |     |     |                   |     |     |     |     |     |      |      |      |      |     |      | .14         |
| FRANKFORT             |                    | .01 |     |     | .01 |     |     |     |     |     |     |     |                   |     |     |     |     |     |      |      |      |      |     |      | .04         |
| IONIA 1 NW            |                    | .02 | .02 |     |     |     |     |     |     |     |     |     |                   |     |     |     |     |     |      |      |      |      |     |      | .10         |
| LINCOLN 2 NNW SCS 3   |                    |     |     |     |     |     |     |     |     |     |     |     |                   |     |     |     |     |     |      |      |      |      |     |      | .07         |
| MARYSVILLE            |                    |     |     |     |     | .02 | .05 |     |     |     |     |     |                   |     |     |     |     |     |      |      |      |      |     |      | .07         |
| MORSE                 |                    |     |     |     |     |     |     |     |     |     |     |     |                   |     |     |     |     |     |      |      |      |      |     |      | .07         |
| -26th-                |                    |     |     |     |     |     |     |     |     |     |     |     |                   |     |     |     |     |     |      |      |      |      |     |      |             |
| BIG BOW 4 WSW         | //                 |     |     |     |     |     |     |     |     |     |     |     |                   | .09 |     |     |     |     |      |      |      |      |     |      | .09         |
| COLLYER 9 S           |                    |     |     |     |     |     |     |     |     |     |     |     |                   |     |     |     |     |     |      | .07  | .02  |      |     |      | .09         |
| DODGE CITY WB AIRPORT | //                 |     |     |     |     |     |     |     |     |     |     |     |                   |     |     |     |     |     |      |      |      | .10  | .07 | .01  | .17         |
| ELKHART 3 N           |                    |     |     |     |     |     |     |     |     |     |     |     |                   |     |     |     |     |     |      |      |      | .03  |     |      | .03         |
| GARDEN CITY EXP STA   |                    |     |     |     |     |     |     |     |     |     |     |     |                   |     |     |     |     |     |      | .02  |      |      |     |      | .02         |
| GOODLAND WB AIRPORT   | //                 |     |     |     |     |     |     |     |     |     |     |     |                   |     |     |     |     |     |      | .02  |      |      |     |      | .04         |
| OAKLEY                |                    |     |     |     |     |     |     |     |     |     |     |     |                   |     |     |     |     |     |      |      |      |      |     |      | .04         |
| -27th-                |                    |     |     |     |     |     |     |     |     |     |     |     |                   |     |     |     |     |     |      |      |      |      |     |      |             |
| ACHILLES              |                    |     |     |     |     |     |     |     |     |     |     |     |                   |     |     |     |     |     |      | .02  | .01  | .03  | .06 | .03  | .15         |
| BIG BOW 4 WSW         | //                 |     |     |     |     |     |     |     |     |     |     |     |                   |     |     |     |     |     |      |      | .12  | .08  |     |      | .20         |
| COLBY 1 SW            |                    |     |     |     |     |     |     |     |     |     |     |     |                   |     |     |     |     |     |      | .01  | .01  | .01  |     |      | .02         |
| COLLYER 9 S           |                    |     |     |     |     |     |     |     |     |     |     |     |                   |     |     |     |     |     |      | .08  | .33  | .23  | .17 | .09  | .92         |
| ELKHART 3 N           |                    |     |     |     |     |     |     |     |     |     |     |     |                   |     |     |     |     |     |      | .04  | .36  | .01  |     |      | .41         |
| ELLIS 10 S            |                    |     |     |     |     |     |     |     |     |     |     |     |                   |     |     |     |     |     |      | .35  | .15  | .18  | .46 | .08  | 1.22        |
| GARDEN CITY CAA AP    | //                 |     |     |     |     |     |     |     |     |     |     |     |                   | .01 | .02 |     |     |     |      | .01  |      |      |     |      | .04         |
| GOODLAND WB AIRPORT   | //                 |     |     |     |     |     |     |     |     |     |     |     |                   |     |     |     |     |     |      | .02  | .01  | .34  | .22 | .03  | .63         |
| HAYS 1 S              |                    |     |     |     |     |     |     |     |     |     |     |     |                   |     |     |     |     |     |      | .03  | .02  | 1.21 | .08 | .03  | 1.37        |
| HEALY                 |                    |     |     |     |     |     |     |     |     |     |     |     |                   |     |     |     |     |     |      | .02  | .14  | .13  | .04 |      | .26         |
| HILL CITY CAA AP      |                    |     |     |     |     |     |     |     |     |     |     |     |                   |     |     |     |     |     |      | .02  | .14  | .13  | .04 |      | .29         |
| MORLAND               |                    |     |     |     |     |     |     |     |     |     |     |     |                   |     |     |     |     |     |      |      |      | .12  |     |      | .24         |
| OAKLEY                |                    |     |     |     |     |     |     |     |     |     |     |     |                   |     |     |     | .14 | .06 | .01  |      | .04  | .06  |     |      | .21         |
| WALLACE               |                    |     |     |     |     |     |     |     |     |     |     |     |                   |     |     |     |     |     |      |      |      |      |     |      | .01         |
| -28th-                |                    |     |     |     |     |     |     |     |     |     |     |     |                   |     |     |     |     |     |      |      |      |      |     |      |             |
| ALTAMONT              |                    |     |     |     |     |     |     |     |     |     |     |     |                   |     |     |     |     |     |      | .04  | .03  | .07  | .35 | .05  | .54         |
| BALDWIN               |                    |     |     |     |     |     |     |     |     |     |     |     |                   |     |     |     |     |     |      |      |      |      |     |      | .09         |
| BURRTON               |                    |     |     |     |     |     |     |     |     |     |     |     |                   |     |     |     |     |     |      |      |      |      |     |      | .02         |
| COFFEYVILLE           |                    |     |     |     |     |     |     |     |     |     |     |     |                   |     |     |     |     |     |      | .01  | .03  | .01  |     | .14  | .20         |
| CONCORDIA WB CITY     | //                 |     |     |     |     |     |     |     |     |     |     |     |                   |     |     |     |     |     |      | .40  | .01  | .01  |     |      | .42         |
| ELK CITY 6 SW         |                    |     |     |     |     |     |     |     |     |     |     |     |                   |     |     |     |     |     |      |      |      |      |     |      | .08         |
| GRENOLA 1 N           |                    |     |     |     |     |     |     |     |     |     |     |     |                   |     |     |     |     |     |      | .01  | .04  |      |     |      | .05         |
| HARRIS 1 S            |                    |     |     |     |     |     |     |     |     |     |     |     |                   |     |     |     |     |     |      | .18  |      |      |     |      | .18         |
| HORTON                |                    |     |     |     |     |     |     |     |     |     |     |     |                   |     |     |     |     |     |      |      |      |      |     |      | .07         |
| HUTCHINSON EXP FIELD  |                    |     |     |     |     |     |     |     |     |     |     |     |                   |     |     |     |     |     |      |      |      |      |     |      | .06         |
| IONIA 1 NW            |                    |     |     |     |     |     |     |     |     |     |     |     |                   |     |     |     |     |     |      |      |      | .09  | .01 | .01  | 2.27        |
| LINCOLN 2 NNW SCS 3   |                    |     |     |     |     |     |     |     |     |     |     |     |                   |     |     |     |     |     |      | 1.67 | .40  | .10  | .09 | .01  |             |



# HOURLY PRECIPITATION

KANSAS  
MAY 1957

| Station              | A. M. Hour Ending |   |   |   |   |   |   |   |   |    |     |     | P. M. Hour Ending |     |     |     |     |     |     |     |     |     |     |    | Total |
|----------------------|-------------------|---|---|---|---|---|---|---|---|----|-----|-----|-------------------|-----|-----|-----|-----|-----|-----|-----|-----|-----|-----|----|-------|
|                      | 1                 | 2 | 3 | 4 | 5 | 6 | 7 | 8 | 9 | 10 | 11  | 12  | 1                 | 2   | 3   | 4   | 5   | 6   | 7   | 8   | 9   | 10  | 11  | 12 |       |
| HAYS 1 S             |                   |   |   |   |   |   |   |   |   |    |     | .04 |                   | .06 | .68 | .12 | .01 | .14 | .03 | .05 | .15 | .02 | .11 |    | .13   |
| HEALY                |                   |   |   |   |   |   |   |   |   |    |     |     |                   |     |     |     |     |     |     |     |     |     | .06 |    | .30   |
| HILL CITY CAA AP     |                   |   |   |   |   |   |   |   |   |    |     |     |                   |     |     |     |     |     |     |     |     |     | .09 |    | .40   |
| HUTCHINSON EXP FIELD |                   |   |   |   |   |   |   |   |   |    |     |     |                   |     |     |     |     |     |     |     |     |     | .01 |    | .09   |
| IONIA 1 NW           |                   |   |   |   |   |   |   |   |   |    |     |     |                   |     |     |     |     |     |     |     |     |     | .01 |    | .60   |
| KIOWA                |                   |   |   |   |   |   |   |   |   |    |     |     |                   |     |     |     |     |     |     |     |     |     |     |    | .04   |
| LINCOLN 2 MNW SCS 3  |                   |   |   |   |   |   |   |   |   |    |     |     |                   | .04 |     |     | .12 | .02 | .03 |     |     |     |     |    | .07   |
| LINDSBORG 3 NE       |                   |   |   |   |   |   |   |   |   |    |     |     |                   |     |     |     |     |     |     |     |     |     |     |    | .04   |
| LURAY 1 E            |                   |   |   |   |   |   |   |   |   |    |     |     |                   | .07 |     |     |     |     |     |     |     |     |     |    | .80   |
| MORLAND              |                   |   |   |   |   |   |   |   |   |    |     |     |                   |     |     | .53 | .03 | .02 | .02 |     |     | .13 | .01 |    | .51   |
| MORCATUR 2 N         |                   |   |   |   |   |   |   |   |   |    |     |     |                   |     |     | .03 | .12 | .25 | .11 |     |     |     |     |    | .52   |
| OAKLEY               |                   |   |   |   |   |   |   |   |   |    |     |     |                   | .05 | .08 | .06 | .12 | .01 | .02 | .04 | .03 | .05 | .09 |    | .02   |
| OLD SPRINGFIELD      | //                |   |   |   |   |   |   |   |   |    | .06 |     | .01               |     | .01 |     |     |     |     |     |     | .05 | .04 |    | .52   |
| PLEVNA               |                   |   |   |   |   |   |   |   |   |    |     |     |                   |     |     |     |     |     |     |     |     |     | .02 |    | .45   |
| TORONTO DAM          |                   |   |   |   |   |   |   |   |   |    |     |     |                   |     |     |     |     |     |     |     |     |     | .14 |    | .30   |
| TRIBUNE 1 W          | //                |   |   |   |   |   |   |   |   |    |     |     |                   |     |     |     |     |     |     |     |     |     | .02 |    | .57   |
| WALLACE              |                   |   |   |   |   |   |   |   |   |    |     |     |                   |     |     |     |     |     |     |     |     |     |     |    | .50   |
| WICHITA WB AP        | //                |   |   |   |   |   |   |   |   |    |     |     |                   |     |     |     |     |     |     |     |     |     | .01 |    | .31   |

KANSAS  
DELAYED DATA

| Station    | 1 | 2 | 3 | 4 | 5 | 6 | 7 | 8 | 9 | 10 | 11 | 12 | 1 | 2 | 3 | 4 | 5 | 6 | 7 | 8 | 9 | 10  | 11  | 12  | Total |
|------------|---|---|---|---|---|---|---|---|---|----|----|----|---|---|---|---|---|---|---|---|---|-----|-----|-----|-------|
| MAY 1957   |   |   |   |   |   |   |   |   |   |    |    |    |   |   |   |   |   |   |   |   |   |     |     |     |       |
| BURLINGAME |   |   |   |   |   |   |   |   |   |    |    |    |   |   |   |   |   |   |   |   |   | .18 | .05 | .05 | .28   |
| BURLINGAME |   |   |   |   |   |   |   |   |   |    |    |    |   |   |   |   |   |   |   |   |   |     |     | .01 | .06   |
| BURLINGAME |   |   |   |   |   |   |   |   |   |    |    |    |   |   |   |   |   |   |   |   |   |     |     |     | .07   |
| BURLINGAME |   |   |   |   |   |   |   |   |   |    |    |    |   |   |   |   |   |   |   |   |   |     |     | .89 | .90   |
| BURLINGAME |   |   |   |   |   |   |   |   |   |    |    |    |   |   |   |   |   |   |   |   |   |     |     | .13 | 2.00  |
| BURLINGAME |   |   |   |   |   |   |   |   |   |    |    |    |   |   |   |   |   |   |   |   |   |     |     |     | .40   |

MISSOURI

HOURLY PRECIPITATION

MAY 1957

| Station                | A. M. Hour Ending |     |     |   |   |   |   |   |   |    |    |    | P. M. Hour Ending |   |   |     |     |     |     |     |     |     |     |     | Total |     |
|------------------------|-------------------|-----|-----|---|---|---|---|---|---|----|----|----|-------------------|---|---|-----|-----|-----|-----|-----|-----|-----|-----|-----|-------|-----|
|                        | 1                 | 2   | 3   | 4 | 5 | 6 | 7 | 8 | 9 | 10 | 11 | 12 | 1                 | 2 | 3 | 4   | 5   | 6   | 7   | 8   | 9   | 10  | 11  | 12  |       |     |
|                        | -1st-             |     |     |   |   |   |   |   |   |    |    |    |                   |   |   |     |     |     |     |     |     |     |     |     |       |     |
| ADVANCE 5 ESE          |                   |     |     |   |   |   |   |   |   |    |    |    |                   |   |   | .04 | .09 | .01 | .04 | .01 |     |     |     |     | .19   |     |
| BELLEVUE               |                   |     |     |   |   |   |   |   |   |    |    |    |                   |   |   |     |     |     | .05 | .11 |     | .03 | .01 |     | .20   |     |
| CASSVILLE RANGER STA   |                   |     |     |   |   |   |   |   |   |    |    |    |                   |   |   |     |     |     | .02 | .01 |     |     |     |     | .03   |     |
| DORA                   |                   |     |     |   |   |   |   |   |   |    |    |    |                   |   |   |     |     |     |     |     |     |     | .23 | .06 | .29   |     |
| EMINENCE 3 NNW         |                   |     |     |   |   |   |   |   |   |    |    |    |                   |   |   |     |     |     |     |     |     |     |     |     |       |     |
| FARMINGTON 1 E         |                   |     |     |   |   |   |   |   |   |    |    |    |                   |   |   |     |     |     |     |     |     |     |     |     | .05   |     |
| FORSYTH                |                   |     |     |   |   |   |   |   |   |    |    |    |                   |   |   |     |     |     |     |     |     |     |     |     |       |     |
| HORNERSVILLE           |                   |     |     |   |   |   |   |   |   |    |    |    |                   |   |   |     |     | .53 | .04 |     |     |     |     |     | .62   |     |
| JEWETT 7 E             |                   |     |     |   |   |   |   |   |   |    |    |    |                   |   |   |     |     |     | .57 | .02 | .03 | .02 | .02 | .01 | .57   |     |
| MARSHFIELD             |                   |     |     |   |   |   |   |   |   |    |    |    |                   |   |   |     |     |     |     |     |     | .01 | .13 | .06 | .28   |     |
| MILLER 2 SE            |                   |     |     |   |   |   |   |   |   |    |    |    |                   |   |   | .03 | .02 |     |     |     |     |     |     |     | .05   |     |
| MOUNTAIN GROVE 2 N     |                   |     |     |   |   |   |   |   |   |    |    |    |                   |   |   | .05 |     |     |     |     |     |     | .10 |     | .16   |     |
| PERRY                  |                   |     |     |   |   |   |   |   |   |    |    |    |                   |   |   |     |     |     |     |     |     |     |     |     |       |     |
| ROBY                   |                   |     |     |   |   |   |   |   |   |    |    |    |                   |   |   |     |     | .04 | .01 |     |     |     |     |     | .10   |     |
| ROLLA SCHOOL OF MINES  |                   |     |     |   |   |   |   |   |   |    |    |    |                   |   |   |     |     |     |     |     |     | .05 |     |     | .10   |     |
| ROLLA 5 SE             |                   |     |     |   |   |   |   |   |   |    |    |    |                   |   |   |     |     |     |     |     |     | .05 | .10 | .15 |       |     |
| ROLLA 3 W              |                   |     |     |   |   |   |   |   |   |    |    |    |                   |   |   |     |     |     |     |     |     | .11 | .09 | .20 |       |     |
| ROLLA 4 SE             |                   |     |     |   |   |   |   |   |   |    |    |    |                   |   |   |     |     |     |     |     |     | .04 | .06 | .12 |       |     |
| SALEM                  |                   |     |     |   |   |   |   |   |   |    |    |    |                   |   |   |     |     |     |     |     |     |     |     |     | .02   |     |
| SENECA                 |                   |     |     |   |   |   |   |   |   |    |    |    |                   |   |   |     |     | .05 | .01 | .01 |     | .09 | .01 |     | .25   |     |
| SPRING CITY            |                   |     |     |   |   |   |   |   |   |    |    |    |                   |   |   |     |     |     |     | .01 | .01 | .01 | .01 |     | .04   |     |
| TABLE ROCK DAM         |                   |     |     |   |   |   |   |   |   |    |    |    |                   |   |   | .03 | .01 | .01 |     |     | .02 | .06 | .01 |     | .15   |     |
| TYRONE 2 NNW           |                   |     |     |   |   |   |   |   |   |    |    |    |                   |   |   |     |     | .05 |     |     |     |     |     |     | .05   |     |
| WASOLA                 |                   |     |     |   |   |   |   |   |   |    |    |    |                   |   |   |     |     |     |     |     |     |     | .05 | .09 | .05   |     |
| WEST PLAINS            |                   |     |     |   |   |   |   |   |   |    |    |    |                   |   |   |     |     |     |     |     |     |     | .08 | .08 | .16   |     |
| WILLOW SPRINGS FOR SER |                   |     |     |   |   |   |   |   |   |    |    |    |                   |   |   |     |     |     |     |     |     |     | .04 |     | .04   |     |
|                        | -2d-              |     |     |   |   |   |   |   |   |    |    |    |                   |   |   |     |     |     |     |     |     |     |     |     |       |     |
| ALTON                  |                   |     |     |   |   |   |   |   |   |    |    |    |                   |   |   |     |     |     | .08 |     |     |     |     |     | .08   |     |
| CASSVILLE RANGER STA   |                   |     |     |   |   |   |   |   |   |    |    |    |                   |   |   |     |     |     | .11 | .27 | .03 |     |     |     | .41   |     |
| DORA                   |                   |     |     |   |   |   |   |   |   |    |    |    |                   |   |   | .03 | .05 | .02 | .02 | .01 |     |     |     |     | .13   |     |
| HORNERSVILLE           |                   |     |     |   |   |   |   |   |   |    |    |    |                   |   |   |     |     |     |     |     |     | .10 | .01 |     | .11   |     |
| MARSHFIELD             | .01               | .01 |     |   |   |   |   |   |   |    |    |    |                   |   |   |     |     |     | .04 | .49 |     |     |     |     | .55   |     |
| MILLER 2 SE            | .05               | .05 |     |   |   |   |   |   |   |    |    |    |                   |   |   |     |     |     | .05 | .10 | .05 |     |     |     | .30   |     |
| MOUNTAIN GROVE 2 N     |                   |     |     |   |   |   |   |   |   |    |    |    |                   |   |   |     |     |     | .51 | .02 | .01 | .03 |     |     | .57   |     |
| ROGERSVILLE 1 ENE      |                   |     |     |   |   |   |   |   |   |    |    |    |                   |   |   |     |     |     | .15 | .08 | .02 | .01 |     |     | .26   |     |
| SENECA                 |                   |     |     |   |   |   |   |   |   |    |    |    |                   |   |   |     |     |     |     |     |     |     |     |     | .05   |     |
| SPRING CITY            |                   |     |     |   |   |   |   |   |   |    |    |    |                   |   |   |     |     |     |     |     |     |     |     |     | .05   |     |
| SPRINGFIELD WB AP      | //                |     |     |   |   |   |   |   |   |    |    |    |                   |   |   |     |     |     | .15 | .02 | .02 |     | .01 |     | .04   |     |
| WASOLA                 |                   |     |     |   |   |   |   |   |   |    |    |    |                   |   |   |     |     |     | .03 | .01 |     |     |     |     | .25   |     |
| WEST PLAINS            |                   |     |     |   |   |   |   |   |   |    |    |    |                   |   |   |     |     |     | .04 | .01 | .01 |     |     |     | .05   |     |
| WILLOW SPRINGS FOR SER |                   |     |     |   |   |   |   |   |   |    |    |    |                   |   |   |     |     |     | .09 | .01 | .22 | .02 |     |     | .06   |     |
|                        | -9th-             |     |     |   |   |   |   |   |   |    |    |    |                   |   |   |     |     |     |     |     |     |     |     |     |       |     |
| ADVANCE 5 ESE          |                   |     |     |   |   |   |   |   |   |    |    |    |                   |   |   |     |     |     |     |     |     |     |     |     | .11   |     |
| ALTON                  |                   |     |     |   |   |   |   |   |   |    |    |    |                   |   |   |     |     |     | .09 |     |     |     |     |     | .09   |     |
| AMSTERDAM              |                   |     |     |   |   |   |   |   |   |    |    |    |                   |   |   |     |     |     |     |     |     |     |     |     | .24   |     |
| APPLETON CITY          |                   |     |     |   |   |   |   |   |   |    |    |    |                   |   |   |     |     |     |     |     |     |     |     |     | .03   |     |
| ASHTON 1 W             |                   | .11 | .09 |   |   |   |   |   |   |    |    |    |                   |   |   |     |     |     |     |     |     |     |     |     | .03   |     |
| BEDFORD 1 S            |                   |     |     |   |   |   |   |   |   |    |    |    |                   |   |   |     |     |     |     |     |     |     |     |     | .17   |     |
| BELLEVUE               | .03               | .01 | .05 |   |   |   |   |   |   |    |    |    |                   |   |   |     |     |     | .55 | .30 | .25 | .02 | .02 | .65 | .27   | .05 |
| BOLIVAR                |                   |     |     |   |   |   |   |   |   |    |    |    |                   |   |   |     |     |     | .03 | .17 | .03 |     |     |     | .05   |     |
| CAP AU GRIS L + D 25   |                   |     |     |   |   |   |   |   |   |    |    |    |                   |   |   |     |     |     |     |     |     |     |     |     | .30   |     |
| CASSVILLE RANGER STA   |                   |     |     |   |   |   |   |   |   |    |    |    |                   |   |   |     |     |     |     |     |     |     |     |     | .40   |     |
| CLARKSVILLE L + D 24   | //                |     |     |   |   |   |   |   |   |    |    |    |                   |   |   |     |     |     |     |     |     |     |     |     | .16   |     |
| COLUMBIA WB AIRPORT    |                   |     |     |   |   |   |   |   |   |    |    |    |                   |   |   |     |     |     |     |     |     |     |     |     | .51   |     |
| DAWVILLE 1 ENE         |                   |     |     |   |   |   |   |   |   |    |    |    |                   |   |   |     |     |     |     |     |     |     |     |     | .72   |     |
| DORA                   |                   |     |     |   |   |   |   |   |   |    |    |    |                   |   |   |     |     |     | .05 | .06 | .03 |     |     |     | .55   |     |
| DOWNING                |                   |     |     |   |   |   |   |   |   |    |    |    |                   |   |   |     |     |     | .07 | .06 | .01 | .04 | .05 | .01 | .09   |     |
| ELLINGTON              |                   |     |     |   |   |   |   |   |   |    |    |    |                   |   |   |     |     |     | .02 | .01 | .01 | .03 |     |     | .09   |     |
| ELM                    |                   |     |     |   |   |   |   |   |   |    |    |    |                   |   |   |     |     |     |     |     |     |     |     |     | .69   |     |
| ELM 4 NNW              |                   |     |     |   |   |   |   |   |   |    |    |    |                   |   |   |     |     |     | .09 | .05 | .05 |     |     |     | .22   |     |
| ELM 1 S                | .04               | .03 |     |   |   |   |   |   |   |    |    |    |                   |   |   |     |     |     |     |     |     |     |     |     | .10   |     |
| ELSBERRY 4 WSW         |                   |     |     |   |   |   |   |   |   |    |    |    |                   |   |   |     |     |     |     |     |     |     |     |     | .17   |     |
| ELSBERRY 4 SW          |                   |     |     |   |   |   |   |   |   |    |    |    |                   |   |   |     |     |     |     |     |     |     |     |     | .14   |     |
| FARMINGTON 1 E         |                   |     |     |   |   |   |   |   |   |    |    |    |                   |   |   |     |     |     |     |     |     |     |     |     | .17   |     |
| FULTON 4 SW            |                   |     |     |   |   |   |   |   |   |    |    |    |                   |   |   |     |     |     |     |     |     |     |     |     | .62   |     |
| GOWER 2 N              |                   |     |     |   |   |   |   |   |   |    |    |    |                   |   |   |     |     |     | .12 | .03 |     |     |     |     | .17   |     |
| GRANT CITY             |                   |     |     |   |   |   |   |   |   |    |    |    |                   |   |   |     |     |     | .09 | .05 |     |     |     |     | .66   |     |
| HANDEN 2 NE            |                   |     |     |   |   |   |   |   |   |    |    |    |                   |   |   |     |     |     |     |     |     |     |     |     | .10   |     |
| HANNIBAL WATER WORKS   |                   |     |     |   |   |   |   |   |   |    |    |    |                   |   |   |     |     |     |     |     |     |     |     |     | .10   |     |
| HARRIS                 |                   |     |     |   |   |   |   |   |   |    |    |    |                   |   |   |     |     |     |     |     |     |     |     |     | .44   |     |
| HENRIETTA              |                   |     |     |   |   |   |   |   |   |    |    |    |                   |   |   |     |     |     |     |     |     |     |     |     | .29   |     |
| HIGBEE 7 S             |                   |     |     |   |   |   |   |   |   |    |    |    |                   |   |   |     |     |     |     |     |     |     |     |     | .43   |     |
| HIGH POINT 2 SW        |                   |     |     |   |   |   |   |   |   |    |    |    |                   |   |   |     |     |     |     |     |     |     |     |     | .43   |     |
| JEFF CITY LINCOLN UNIV |                   |     |     |   |   |   |   |   |   |    |    |    |                   |   |   |     |     |     | .03 | .03 | .01 |     |     |     | .80   |     |
| JEWETT 7 E             |                   |     |     |   |   |   |   |   |   |    |    |    |                   |   |   |     |     |     | .03 | .02 | .02 | .03 |     |     | .17   |     |
| KANSAS CITY WB AIRPORT |                   |     |     |   |   |   |   |   |   |    |    |    |                   |   |   |     |     |     |     |     |     |     |     |     | .08   |     |
| K C SNOPE PARK         |                   |     |     |   |   |   |   |   |   |    |    |    |                   |   |   |     |     |     | .05 | .21 |     |     |     |     | .98   |     |
| KANSAS CITY UNIV       |                   |     |     |   |   |   |   |   |   |    |    |    |                   |   |   |     |     |     | .27 | .03 | .02 | .03 |     |     | .66   |     |
| KIRKSVILLE CAA AP      |                   |     |     |   |   |   |   |   |   |    |    |    |                   |   |   |     |     |     |     |     |     |     |     |     | .80   |     |
| LAKESIDE               |                   |     |     |   |   |   |   |   |   |    |    |    |                   |   |   |     |     |     |     |     |     |     |     |     | .17   |     |
| LEBANON                |                   |     |     |   |   |   |   |   |   |    |    |    |                   |   |   |     |     |     |     |     |     |     |     |     | .08   |     |
| LEES SUMMIT 1 N        |                   |     |     |   |   |   |   |   |   |    |    |    |                   |   |   |     |     |     |     |     |     |     |     |     | .56   |     |
| LINNEUS 2 S            |                   |     |     |   |   |   |   |   |   |    |    |    |                   |   |   |     |     |     |     |     |     |     |     |     | .62   |     |
| LIVONIA                |                   |     |     |   |   |   |   |   |   |    |    |    |                   |   |   |     |     |     |     |     |     |     |     |     | .33   |     |
| LOCKWOOD               |                   |     |     |   |   |   |   |   |   |    |    |    |                   |   |   |     |     |     |     |     |     |     |     |     | 2.42  |     |
| LUCERNE                |                   |     |     |   |   |   |   |   |   |    |    |    |                   |   |   |     |     |     |     |     |     |     |     |     | .43   |     |
| MACON                  |                   |     |     |   |   |   |   |   |   |    |    |    |                   |   |   |     |     |     |     |     |     |     |     |     | .03   |     |
| MARSHALL               | .04               | .02 |     |   |   |   |   |   |   |    |    |    |                   |   |   |     |     |     |     |     |     |     |     |     | .60   |     |
| MARSHFIELD             |                   | .15 |     |   |   |   |   |   |   |    |    |    |                   |   |   |     |     |     |     |     |     |     |     |     | .50   |     |
| MARYVILLE 7 NNW        |                   |     |     |   |   |   |   |   |   |    |    |    |                   |   |   |     |     |     |     |     |     |     |     |     | .15   |     |
| MC CREDIE 2 W          |                   |     |     |   |   |   |   |   |   |    |    |    |                   |   |   |     |     |     |     |     |     |     |     |     | .40   |     |
| MC CREDIE EXP STA      |                   |     |     |   |   |   |   |   |   |    |    |    |                   |   |   |     |     |     |     |     |     |     |     |     | .56   |     |
| MIDDLETOWN 5 ENE       |                   |     |     |   |   |   |   |   |   |    |    |    |                   |   |   |     |     |     |     |     |     |     |     |     | .67   |     |
| MILLER 2 SE            |                   |     |     |   |   |   |   |   |   |    |    |    |                   |   |   |     |     |     |     |     |     |     |     |     | .16   |     |
| MOBERLY RADIO KNCH     |                   |     |     |   |   |   |   |   |   |    |    |    |                   |   |   |     |     |     |     |     |     |     |     |     | .10   |     |
| MORA                   |                   |     |     |   |   |   |   |   |   |    |    |    |                   |   |   |     |     |     |     |     |     |     |     |     | .55   |     |
| MOUNTAIN GROVE 2 N     |                   |     |     |   |   |   |   |   |   |    |    |    |                   |   |   |     |     |     |     |     |     |     |     |     |       |     |





# HOURLY PRECIPITATION

MISSOURI  
MAY 1957

| Station                | A. M. Hour Ending |     |   |     |     |     |      |     |     |     |      |     | P. M. Hour Ending |   |   |   |     |   |   |   |   |    |     |     | Total |      |  |
|------------------------|-------------------|-----|---|-----|-----|-----|------|-----|-----|-----|------|-----|-------------------|---|---|---|-----|---|---|---|---|----|-----|-----|-------|------|--|
|                        | 1                 | 2   | 3 | 4   | 5   | 6   | 7    | 8   | 9   | 10  | 11   | 12  | 1                 | 2 | 3 | 4 | 5   | 6 | 7 | 8 | 9 | 10 | 11  | 12  |       |      |  |
| ROBY                   |                   |     |   |     |     |     |      |     |     |     |      |     |                   |   |   |   |     |   |   |   |   |    |     |     | .04   |      |  |
| ROGERSVILLE 1 ENE      |                   |     |   |     |     |     |      |     |     |     |      |     |                   |   |   |   |     |   |   |   |   |    |     |     | .21   |      |  |
| ST LOUIS WB CITY       | .02               |     |   |     |     |     |      |     |     |     |      |     |                   |   |   |   |     |   |   |   |   |    |     |     | .02   |      |  |
| SENECA                 |                   |     |   |     |     |     |      |     |     | .74 |      |     |                   |   |   |   |     |   |   |   |   |    |     |     | .76   |      |  |
| SPRING CITY            |                   |     |   |     |     |     |      |     |     | .33 | .07  |     |                   |   |   |   |     |   |   |   |   |    |     |     | .43   |      |  |
| SPRINGFIELD WB AP      | //                |     |   |     |     |     |      |     |     |     |      |     |                   |   |   |   |     |   |   |   |   |    |     |     | .06   |      |  |
| TABLE ROCK DAM         |                   |     |   |     |     |     |      |     |     |     |      |     |                   |   |   |   |     |   |   |   |   |    |     |     | .39   |      |  |
| TYRONE 2 NNW           |                   |     |   | .01 | .01 |     |      |     |     |     |      |     |                   |   |   |   |     |   |   |   |   |    |     |     | .18   |      |  |
| WAPPAPELLO DAM         |                   |     |   |     |     |     |      |     |     |     |      |     |                   |   |   |   |     |   |   |   |   |    |     |     | .05   |      |  |
| WASOLA                 | .05               |     |   |     |     |     |      |     |     |     |      |     |                   |   |   |   |     |   |   |   |   |    | .01 | .01 | .10   |      |  |
| WEST PLAINS            |                   |     |   |     |     |     |      |     |     |     |      |     |                   |   |   |   |     |   |   |   |   |    |     |     | .18   |      |  |
| WILLOW SPRINGS FOR SER |                   |     |   |     |     |     |      |     |     |     |      |     |                   |   |   |   |     |   |   |   |   |    |     |     | .18   |      |  |
| -12th-                 |                   |     |   |     |     |     |      |     |     |     |      |     |                   |   |   |   |     |   |   |   |   |    |     |     |       |      |  |
| AMSTERDAM              |                   |     |   | .02 | .01 | .01 | .04  |     |     |     |      |     |                   |   |   |   |     |   |   |   |   |    |     |     |       | .08  |  |
| ASHTON 1 W             |                   |     |   |     |     |     |      |     |     |     |      |     |                   |   |   |   |     |   |   |   |   |    |     |     |       | .10  |  |
| BEDFORD 1 S            |                   |     |   |     |     |     | .05  | .19 |     | .08 | .02  |     |                   |   |   |   |     |   |   |   |   |    |     |     |       | .24  |  |
| BOLIVAR                |                   |     |   | .03 | .25 | .02 |      |     |     |     |      |     |                   |   |   |   |     |   |   |   |   |    |     |     |       | .30  |  |
| CAP AU GRIS L + D 25   |                   |     |   |     |     |     |      | .01 |     |     |      |     |                   |   |   |   |     |   |   |   |   |    |     |     |       | .07  |  |
| CLARKSVILLE L + D 24   | //                |     |   |     |     |     |      |     | .47 | .18 | .02  |     |                   |   |   |   |     |   |   |   |   |    |     |     | .07   |      |  |
| COLUMBIA WB AIRPORT    |                   |     |   |     |     |     | .01  |     |     |     |      |     |                   |   |   |   |     |   |   |   |   |    |     |     | .01   |      |  |
| DANVILLE 1 ENE         |                   |     |   |     |     |     |      | .05 | .14 |     | .01  |     |                   |   |   |   |     |   |   |   |   |    |     |     | .20   |      |  |
| DOWNING                |                   |     |   |     |     |     |      | .03 | .13 | .02 |      |     |                   |   |   |   |     |   |   |   |   |    |     |     | .18   |      |  |
| ELM 4 NNW              |                   |     |   |     |     |     | .03  |     |     |     |      |     |                   |   |   |   |     |   |   |   |   |    |     |     | .03   |      |  |
| ELM 1 S                |                   |     |   |     |     |     | .06  |     |     |     |      |     |                   |   |   |   |     |   |   |   |   |    |     |     | .03   |      |  |
| ELSBERRY 4 WSW         |                   |     |   |     |     |     |      | *   | *   | *   | 1.57 |     |                   |   |   |   |     |   |   |   |   |    |     |     | 1.57  |      |  |
| ELSBERRY 4 SW          |                   |     |   |     |     |     |      | .16 | .02 | .02 | .19  | .01 |                   |   |   |   |     |   |   |   |   |    |     |     | .24   |      |  |
| FULTON 4 SW            |                   |     |   |     |     |     |      | .57 | .49 | .02 |      |     |                   |   |   |   |     |   |   |   |   |    |     |     | .67   |      |  |
| GOWER 2 N              | *                 | *   | * | *   | *   | *   | *    | .17 | .37 | .05 | .01  | .07 |                   |   |   |   |     |   |   |   |   |    |     |     | .57   |      |  |
| GRANT CITY             |                   |     |   |     |     |     |      | .05 | .05 | .05 | .01  |     |                   |   |   |   |     |   |   |   |   |    |     |     | .67   |      |  |
| HANNIBAL WATER WORKS   |                   |     |   |     |     |     |      |     |     |     |      |     |                   |   |   |   |     |   |   |   |   |    |     |     | .58   |      |  |
| HARRIS                 |                   |     |   |     |     |     | .01  | .23 | .01 | .12 | .01  |     |                   |   |   |   |     |   |   |   |   |    |     |     | .37   |      |  |
| HENRIETTA              |                   |     |   | .01 | .05 |     |      | .05 |     |     |      |     |                   |   |   |   |     |   |   |   |   |    |     |     | .11   |      |  |
| HIGBEE 7 S             |                   |     |   |     |     |     |      | .04 | .01 |     |      |     |                   |   |   |   |     |   |   |   |   |    |     |     | .05   |      |  |
| HIGH POINT 2 SW        |                   |     |   |     |     |     | .03  | .40 | .10 | .02 |      |     |                   |   |   |   |     |   |   |   |   |    |     |     | .55   |      |  |
| JEFF CITY LINCOLN UNIV |                   |     |   |     |     |     |      | .03 | .02 | .04 | .01  |     |                   |   |   |   |     |   |   |   |   |    |     |     | .10   |      |  |
| KANSAS CITY WB AIRPORT |                   |     |   |     |     |     | .07  | .02 |     |     |      |     |                   |   |   |   |     |   |   |   |   |    |     |     | .09   |      |  |
| K C SWOPE PARK         |                   |     |   |     |     |     | .22  | .14 | .04 |     |      |     |                   |   |   |   |     |   |   |   |   |    |     |     | .40   |      |  |
| KANSAS CITY UNIV       |                   |     |   | .03 |     |     | .24  | .01 | .08 |     |      |     |                   |   |   |   |     |   |   |   |   |    |     |     | .27   |      |  |
| KIRKSVILLE CAA AP      |                   |     |   |     |     |     | .01  |     |     |     |      |     |                   |   |   |   |     |   |   |   |   |    |     |     | .09   |      |  |
| LAKESIDE               | *                 | *   | * | *   | *   | *   | .05  |     |     |     |      |     |                   |   |   |   |     |   |   |   |   |    |     |     | .05   |      |  |
| LEES SUMMIT 1 N        |                   |     |   | .02 | .13 | .05 | .09  | .10 | .13 | .01 |      |     |                   |   |   |   |     |   |   |   |   |    |     |     | .20   |      |  |
| LINNEUS 2 S            |                   |     |   |     |     |     | .01  | .13 | .01 |     |      |     |                   |   |   |   |     |   |   |   |   |    |     |     | .19   |      |  |
| LIVONIA                |                   |     |   |     |     |     |      |     |     |     |      |     |                   |   |   |   |     |   |   |   |   |    |     |     | .15   |      |  |
| LOCKWOOD               |                   |     |   | .05 |     |     | .19  | .02 | .11 | .01 | .01  |     |                   |   |   |   |     |   |   |   |   |    |     |     | .05   |      |  |
| LUCERNE                |                   |     |   |     |     |     |      |     |     |     |      |     |                   |   |   |   |     |   |   |   |   |    |     |     | .32   |      |  |
| MACON                  |                   |     |   |     |     |     |      |     |     |     |      |     |                   |   |   |   |     |   |   |   |   |    |     |     | .02   |      |  |
| MARSHFIELD             | .01               | .01 |   |     |     |     |      |     |     |     |      |     |                   |   |   |   |     |   |   |   |   |    |     |     | .02   |      |  |
| MARYVILLE 7 NNW        |                   |     |   | .10 | .15 | .47 | .16  | .01 | .02 |     |      |     |                   |   |   |   |     |   |   |   |   |    |     |     | .91   |      |  |
| MC CREDIE 2 W          |                   |     |   |     |     |     |      | .28 | .31 |     |      |     |                   |   |   |   |     |   |   |   |   |    |     |     | .59   |      |  |
| MC CREDIE EXP STA      |                   |     |   |     |     |     |      | .44 | .21 |     |      |     |                   |   |   |   |     |   |   |   |   |    |     |     | .65   |      |  |
| MIDDLETOWN 5 ENE       |                   |     |   |     |     |     |      | .67 | .05 | .01 | .01  |     |                   |   |   |   |     |   |   |   |   |    |     |     | .74   |      |  |
| MOBERLY RADIO KNCH     |                   |     |   |     |     |     |      | .16 | .02 | .02 |      |     |                   |   |   |   |     |   |   |   |   |    |     |     | .20   |      |  |
| MOUNTAIN GROVE 2 N     |                   |     |   | .15 |     |     |      |     |     |     |      |     |                   |   |   |   |     |   |   |   |   |    |     |     | .15   |      |  |
| OREGON 1 ENE           | .10               |     |   | .31 | .35 | .02 | .01  |     |     |     |      |     |                   |   |   |   |     |   |   |   |   |    |     |     | .79   |      |  |
| OSCEOLA 3 NE           | .01               |     |   | .01 | .02 | .05 |      |     |     |     |      |     |                   |   |   |   |     |   |   |   |   |    |     |     | .04   |      |  |
| PATTONSBURG            |                   |     |   | .29 | .14 | .22 |      |     |     |     |      |     |                   |   |   |   |     |   |   |   |   |    |     |     | .65   |      |  |
| POTOSI 2 S             |                   |     |   |     |     |     |      |     |     |     |      |     |                   |   |   |   | .06 |   |   |   |   |    |     |     | .06   |      |  |
| RICHMOND 7 N           | .02               | .02 |   | *   | *   | .17 | .02  | *   | *   | *   | .70  |     |                   |   |   |   |     |   |   |   |   |    |     |     | .23   |      |  |
| RIDGEWAY 1 SE          |                   |     |   | .17 | .04 | *   | .05  |     |     |     |      |     |                   |   |   |   |     |   |   |   |   |    |     |     | .70   |      |  |
| ROBY                   |                   |     |   |     |     |     |      |     |     |     |      |     |                   |   |   |   |     |   |   |   |   |    |     |     | .07   |      |  |
| ROLLA 5 SE             |                   |     |   |     |     |     | .02  | .05 |     |     |      |     |                   |   |   |   |     |   |   |   |   |    |     |     | .67   |      |  |
| SAINT JOSEPH WB AP     | .04               | .05 |   | .46 | .07 | .04 | .01  |     |     |     |      |     |                   |   |   |   |     |   |   |   |   |    |     |     | .08   |      |  |
| ST LOUIS WB AP         |                   |     |   |     |     |     |      |     |     |     |      |     |                   |   |   |   |     |   |   |   |   |    |     |     | .08   |      |  |
| ST LOUIS WB CITY       |                   |     |   |     |     |     |      |     |     |     |      |     |                   |   |   |   |     |   |   |   |   |    |     |     | .31   |      |  |
| ST LOUIS WASH UNIV     |                   |     |   |     |     |     |      |     |     |     |      |     |                   |   |   |   |     |   |   |   |   |    |     |     | .05   |      |  |
| SENECA                 | .01               | .03 |   |     |     |     |      |     |     |     |      |     |                   |   |   |   |     |   |   |   |   |    |     |     | .04   |      |  |
| SKIDMORE               |                   |     |   | .32 | .64 | .04 |      |     |     |     |      |     |                   |   |   |   |     |   |   |   |   |    |     |     | 1.15  |      |  |
| SPRING CITY            |                   |     |   | .01 |     |     |      |     |     |     |      |     |                   |   |   |   |     |   |   |   |   |    |     |     | .05   |      |  |
| SPRINGFIELD WB AP      | //                |     |   |     |     |     |      |     |     |     |      |     |                   |   |   |   |     |   |   |   |   |    |     |     | .01   |      |  |
| STANBERRY              |                   |     |   | .07 | .13 | .46 | .01  |     |     |     |      |     |                   |   |   |   |     |   |   |   |   |    |     |     | .67   |      |  |
| STEELEVILLE            |                   |     |   |     |     |     | .01  | .03 | .01 | .01 |      |     |                   |   |   |   |     |   |   |   |   |    |     |     | .06   |      |  |
| STEFFENVILLE           |                   |     |   |     |     |     |      | .10 | .24 | .07 | .01  |     |                   |   |   |   |     |   |   |   |   |    |     |     | .42   |      |  |
| STET 4 SSE             |                   |     |   |     |     |     | .02  |     |     |     |      |     |                   |   |   |   |     |   |   |   |   |    |     |     | .18   |      |  |
| SULLIVAN 3 E           |                   |     |   |     |     |     |      | .37 |     |     |      |     |                   |   |   |   |     |   |   |   |   |    |     |     | .37   |      |  |
| TARKIO                 |                   |     |   | .10 | .24 | .26 | .04  |     |     |     |      |     |                   |   |   |   |     |   |   |   |   |    |     |     | .64   |      |  |
| TRENTON                |                   |     |   |     |     |     | .58  | .14 |     |     |      |     |                   |   |   |   |     |   |   |   |   |    |     |     | .73   |      |  |
| WAPPAPELLO DAM         | .05               | .01 |   |     |     |     |      |     |     |     |      |     |                   |   |   |   |     |   |   |   |   |    |     |     | .06   |      |  |
| WASOLA                 |                   |     |   | .02 |     |     |      |     |     |     |      |     |                   |   |   |   |     |   |   |   |   |    |     |     | .02   |      |  |
| -13th-                 |                   |     |   |     |     |     |      |     |     |     |      |     |                   |   |   |   |     |   |   |   |   |    |     |     |       |      |  |
| ADVANCE 5 ESE          |                   |     |   |     |     |     | .05  | .15 | .02 | .03 | .19  | .20 |                   |   |   |   |     |   |   |   |   |    |     |     | 1.10  |      |  |
| ALTON                  |                   |     |   |     |     |     | .03  | .05 |     | .07 |      |     |                   |   |   |   |     |   |   |   |   |    |     |     |       | 1.00 |  |
| AMSTERDAM              |                   |     |   |     |     |     | .42  | .40 |     |     |      |     |                   |   |   |   |     |   |   |   |   |    |     |     | .15   |      |  |
| APPLETON CITY          |                   |     |   |     |     |     |      |     |     | .01 | .01  | .01 |                   |   |   |   |     |   |   |   |   |    |     |     | .98   |      |  |
| ASHTON 1 W             |                   |     |   |     |     |     |      |     | .01 | .22 | .08  |     |                   |   |   |   |     |   |   |   |   |    |     |     | .40   |      |  |
| BEDFORD 1 S            |                   |     |   |     |     |     |      | .33 | .26 | .02 | .01  |     |                   |   |   |   |     |   |   |   |   |    |     |     | .64   |      |  |
| BELLEVUE               |                   |     |   |     |     |     |      | .11 | .01 |     |      |     |                   |   |   |   |     |   |   |   |   |    |     |     | .37   |      |  |
| BOLIVAR                |                   |     |   |     |     |     |      |     | .10 | .02 | .01  |     |                   |   |   |   |     |   |   |   |   |    |     |     | .48   |      |  |
| CAP AU GRIS L + D 25   |                   |     |   |     |     |     |      |     | .87 | .03 | .01  |     |                   |   |   |   |     |   |   |   |   |    |     |     | .93   |      |  |
| CASSVILLE RANGER STA   |                   |     |   | .08 |     |     | .01  | .01 | .05 | .06 | .25  |     |                   |   |   |   |     |   |   |   |   |    |     |     | .59   |      |  |
| CLARKSVILLE L + D 24   | //                |     |   |     |     |     |      | .21 | .18 | .06 | .20  |     |                   |   |   |   |     |   |   |   |   |    |     |     | .62   |      |  |
| CLEARWATER DAM         |                   |     |   |     |     |     | 1.06 | .14 |     |     |      |     |                   |   |   |   |     |   |   |   |   |    |     |     | 1.50  |      |  |
| CLINTON 1 NNW          |                   |     |   |     |     |     |      | .05 | .11 | .02 |      |     |                   |   |   |   |     |   |   |   |   |    |     |     | 1.26  |      |  |
| COLUMBIA WB AIRPORT    |                   |     |   |     |     |     |      | .05 | .10 |     |      |     |                   |   |   |   |     |   |   |   |   |    |     |     | .26   |      |  |
| DANVILLE 1 ENE         |                   |     |   |     |     |     |      | .60 | .10 |     |      |     |                   |   |   |   |     |   |   |   |   |    |     |     | .80   |      |  |
| DORA                   |                   |     |   |     |     |     |      | .09 | .16 | .01 | .04  | .01 |                   |   |   |   |     |   |   |   |   |    |     |     |       |      |  |

# HOURLY PRECIPITATION

MISSOURI  
MAY 1957

| Station                | A. M. Hour Ending |     |     |   |     |     |     |     |     |     |     |     | P. M. Hour Ending |     |     |     |     |     |     |     |     |     |     |      | Total |
|------------------------|-------------------|-----|-----|---|-----|-----|-----|-----|-----|-----|-----|-----|-------------------|-----|-----|-----|-----|-----|-----|-----|-----|-----|-----|------|-------|
|                        | 1                 | 2   | 3   | 4 | 5   | 6   | 7   | 8   | 9   | 10  | 11  | 12  | 1                 | 2   | 3   | 4   | 5   | 6   | 7   | 8   | 9   | 10  | 11  | 12   |       |
| HIGBEE 7 S             |                   |     |     |   |     |     | .12 | .33 | .03 |     |     |     |                   |     |     |     | .09 | .01 |     |     |     |     |     | .46  |       |
| HIGH POINT 2 SW        |                   |     |     |   |     |     | .10 | .09 | .21 | .95 | .95 | .09 |                   |     |     |     | .01 | .01 | .01 |     |     |     |     | .27  |       |
| HORNERSVILLE           |                   |     |     |   |     | .35 | .22 | .02 | .03 | .02 |     |     |                   |     |     | .02 | .33 | .01 |     |     |     |     |     | 3.10 |       |
| JEFF CITY LINCOLN UNIV |                   |     |     |   |     |     | .25 | .10 |     | .12 | .08 |     |                   |     |     |     | .05 | .32 | .03 |     |     |     |     | .95  |       |
| JEWETT 7 E             |                   |     |     |   |     |     | .01 | .01 | .06 | .03 |     |     |                   |     |     |     |     |     |     |     |     |     |     | .11  |       |
| KANSAS CITY WB AIRPORT |                   |     |     |   |     |     |     |     |     | .16 | .12 |     |                   |     |     |     |     |     |     |     |     |     |     | .30  |       |
| K C SNOPE PARK         |                   |     |     |   |     |     |     |     |     | .10 | .05 | .02 | .01               |     |     | .01 |     |     |     |     |     |     |     | .29  |       |
| KANSAS CITY UNIV       |                   |     |     |   |     |     |     |     |     | .46 | .19 | .01 |                   |     |     | .01 | .04 | .01 | .01 | .02 |     |     |     | .74  |       |
| KIRKSVILLE CAA AP      |                   |     |     |   |     |     | .08 |     |     | .05 | .09 |     |                   |     |     | .01 | .04 | .04 |     |     |     |     |     | .23  |       |
| LAKESIDE               |                   |     |     |   |     | .20 | .05 |     |     | .01 | .10 |     |                   |     |     | .01 | .23 | .10 |     |     |     |     |     | .70  |       |
| LEBANON                |                   |     |     |   |     |     |     |     |     | .08 | .07 |     |                   |     |     | .10 |     |     |     |     |     |     |     | .25  |       |
| LEES SUMMIT 1 N        |                   |     |     |   |     |     |     |     |     | .41 | .39 | .01 |                   |     |     | .02 | .11 | .03 |     | .02 |     |     |     | .68  |       |
| LINNEUS 2 S            |                   |     |     |   |     |     |     |     |     | .21 | .25 | .03 | .01               |     |     |     |     |     |     |     |     |     |     | .25  |       |
| LIVONIA                |                   |     |     |   |     |     | .19 |     |     | .01 | .05 | .12 | .01               | .10 |     | .26 | .04 |     |     |     |     |     |     | .65  |       |
| LOCKWOOD               |                   |     |     |   |     |     |     |     |     | .08 | .12 | .03 |                   |     |     |     | .01 | .03 | .01 |     |     |     |     | .21  |       |
| LUCERNE                |                   |     |     |   |     |     |     |     |     | .21 | .03 |     |                   |     |     |     | .01 | .14 | .09 | .01 |     |     |     | .30  |       |
| MACON                  |                   |     |     |   |     |     | .16 | .30 | .13 | .12 | .22 | .18 | .05               |     |     | .04 |     |     |     |     |     |     |     | 1.44 |       |
| MALDEN 3 N             |                   |     |     |   |     |     | .13 | .20 | .01 |     |     |     |                   |     |     |     |     |     |     |     |     |     |     | .34  |       |
| MARSHALL               |                   |     |     |   |     |     |     |     |     | .09 | .05 | .04 | .01               |     |     | .18 | .28 | .02 |     |     |     | .12 | .01 | .62  |       |
| MARSHFIELD             | .01               | .01 |     |   | .10 | .02 |     |     |     |     |     |     |                   |     |     |     |     |     |     |     |     |     |     | .98  |       |
| MARYVILLE 7 NNW        |                   | .14 |     |   | .05 | .12 |     |     |     |     |     |     |                   |     |     |     | .33 | .02 |     |     |     |     |     | .36  |       |
| MC CREDIE 2 W          |                   |     |     |   |     |     |     |     |     | .30 | .03 |     |                   |     |     |     | .08 | .02 | .01 |     |     |     |     | .27  |       |
| MC CREDIE EXP STA      |                   |     |     |   |     |     |     |     |     | .15 | .04 |     |                   |     |     |     |     |     |     |     |     |     |     | .40  |       |
| MIDDLETOWN 5 ENE       |                   |     |     |   |     |     |     |     |     | .35 |     |     |                   |     |     |     |     |     |     |     |     |     |     | .55  |       |
| MILLER 2 SE            |                   |     |     |   |     |     |     |     |     | .10 | .01 |     | .04               | .12 |     | .26 | .02 |     | .04 |     |     |     |     | .25  |       |
| MOBERLY RADIO KNCM     |                   |     |     |   |     |     |     |     |     | .15 | .09 | .01 |                   |     |     |     |     |     |     |     |     |     |     | .62  |       |
| MORA                   |                   |     |     |   |     |     | .58 | .04 |     |     |     |     |                   |     |     | .10 | .40 | .11 | .01 | .01 | .03 | .01 |     | .97  |       |
| MOUNTAIN GROVE 2 N     |                   |     |     |   | .25 | .05 |     |     |     |     |     |     |                   |     | .10 | .01 | .02 |     |     |     |     |     |     | .91  |       |
| NEVADA SEWAGE PL       |                   | .02 | .10 |   | .58 |     | .04 | .10 | .20 | .12 |     |     |                   |     | .10 | .01 | .02 |     |     |     |     |     |     | .68  |       |
| OREGON 1 ENE           |                   |     |     |   | .04 | .10 |     | .08 | .20 |     | .04 |     |                   |     | .01 | .20 | .04 | .03 |     | .02 |     | .09 |     | .66  |       |
| OSCEOLA 3 NE           |                   |     |     |   | .17 | .19 |     | .15 | .05 |     |     |     |                   |     |     |     |     |     |     |     |     |     |     | .34  |       |
| OWENSVILLE             |                   |     |     |   |     |     | .69 | .23 | .01 | .13 | .06 | .01 |                   |     |     |     | .13 |     |     |     |     |     |     | 1.13 |       |
| PATTONSBURG            |                   |     |     |   |     |     | .12 | .27 | .22 | .01 | .01 | .01 |                   |     |     |     |     | .13 | .01 |     |     |     |     | .30  |       |
| POTOSI 2 S             |                   |     |     |   |     |     |     | .02 | .08 |     |     |     | .05               |     |     |     |     | .20 |     |     |     |     |     | .63  |       |
| RICHMOND 7 N           |                   |     |     |   |     |     |     | .13 | .15 | .11 | .10 |     |                   |     |     |     |     |     |     |     |     |     |     | .35  |       |
| RICHWOODS              |                   |     |     |   |     |     |     | .01 | .01 |     |     |     |                   |     |     |     |     |     |     |     |     |     |     | .49  |       |
| RIDGEWAY 1 SE          |                   |     |     |   |     |     |     | .01 | .01 |     |     |     |                   |     |     | .25 | .10 | .26 | .03 |     |     |     |     | .35  |       |
| ROBY                   |                   |     |     |   | .22 | .08 |     | .03 | .05 |     | .01 |     | .03               |     |     | .25 | .25 | .03 |     |     |     |     |     | .88  |       |
| ROGERSVILLE 1 ENE      |                   |     |     |   |     |     |     | .05 | .05 |     |     |     | .02               |     |     |     |     | .11 | .11 |     |     |     |     | .33  |       |
| ROLLA SCHOOL OF MINES  |                   |     |     |   |     |     |     | .02 | .05 | .02 |     |     |                   |     |     |     |     | .13 |     | .03 |     |     |     | .33  |       |
| ROLLA 5 SE             |                   |     |     |   |     |     |     | .02 | .05 | .02 |     |     |                   |     |     |     |     | .02 | .16 | .03 |     |     |     | .30  |       |
| ROLLA 3 W              |                   |     |     |   |     |     |     | .09 | .06 |     |     |     |                   |     |     |     |     | .10 | .11 |     |     |     |     | .36  |       |
| ROLLA 4 SE             |                   |     |     |   |     |     |     | .08 |     |     |     |     |                   |     |     |     |     | .25 | .02 | .01 |     |     |     | .41  |       |
| ST JAMES 3 NW          |                   |     |     |   |     | .39 | .05 | .21 | .24 | .01 |     | .05 |                   |     |     | .26 |     |     |     |     |     |     |     | 1.16 |       |
| SAINT JOSEPH WB AP     |                   |     |     |   |     |     |     | .04 |     | .02 |     |     |                   |     |     |     |     | .01 | .13 |     |     |     |     | .20  |       |
| ST LOUIS WB AP         |                   |     |     |   |     |     |     | .04 | .01 |     | .01 |     |                   |     |     |     |     |     | .01 |     |     |     |     | .07  |       |
| ST LOUIS WB CITY       |                   |     |     |   |     |     |     | .03 | .01 |     |     |     |                   |     |     |     |     |     |     |     |     |     |     | .05  |       |
| ST LOUIS WASH UNIV     |                   |     |     |   |     |     |     | .03 | .01 |     |     |     |                   |     |     |     |     | .15 | .11 | .01 |     |     |     | .55  |       |
| SALEM                  |                   |     |     |   |     |     | .11 | .03 | .02 | .03 | .01 |     |                   |     |     |     |     |     |     |     |     |     |     | .74  |       |
| SENECA                 |                   |     |     |   | .02 | .06 | .13 | .02 | .01 | .11 |     |     |                   |     | .07 |     |     |     |     |     |     |     |     | .79  |       |
| SKIDMORE               |                   |     |     |   | .20 |     | .01 | .10 | .09 |     | .01 | .14 | .26               |     |     | .05 | .02 | .01 |     |     | .26 | .05 |     | .77  |       |
| SPEED 2 NNW            |                   |     |     |   |     |     | .65 | .05 |     |     |     |     |                   |     |     | .07 |     | .07 |     |     |     |     |     | .68  |       |
| SPRING CITY            |                   |     |     |   |     | .04 | .11 | .03 | .03 | .01 | .09 | .25 |                   |     | .07 | .15 |     |     |     |     |     |     |     | .56  |       |
| SPRINGFIELD WB AP      |                   |     |     |   |     |     |     | .01 | .06 | .01 |     |     |                   |     | .33 | .15 |     |     |     |     |     |     |     | .39  |       |
| STANBERRY              |                   |     |     |   |     | .01 |     | .10 | .38 | .01 | .02 | .02 |                   |     |     |     |     | .15 |     |     |     |     |     | .54  |       |
| STEELVILLE             |                   |     |     |   |     |     | .04 | .09 | .07 | .01 | .18 |     |                   |     |     |     |     |     |     |     |     |     |     | .36  |       |
| STEFFENVILLE           |                   |     |     |   |     |     |     | .32 | .20 |     | .18 |     |                   |     |     |     |     |     |     | .02 |     |     |     | .26  |       |
| STET 4 SSE             |                   |     |     |   |     |     |     | .01 | .06 |     |     |     |                   |     |     |     |     | .02 | .05 |     |     |     |     | .25  |       |
| SULLIVAN 3 E           |                   |     |     |   |     |     |     | .03 | .05 | .01 |     |     |                   |     | .02 | *   | *   | *   | *   |     |     |     |     | *    |       |
| TABLE ROCK DAM         |                   |     |     |   |     | .10 | .13 | .01 | .02 | .02 | .05 | .05 | .01               | .29 |     |     |     | .34 | .06 |     |     | .17 |     | 1.07 |       |
| TARKIO                 | .08               | .23 | .03 |   |     |     |     | .09 | .15 | .21 | .09 |     |                   |     |     | .01 | .01 | .01 | .02 | .04 |     |     |     | .55  |       |
| TRENTON                |                   |     |     |   |     |     | .21 | .04 |     | .06 | .02 |     |                   |     |     |     |     | .33 | .02 |     |     |     |     | .70  |       |
| TYRONE 2 NNW           |                   |     |     |   |     |     |     | .05 | .05 |     |     |     |                   |     |     |     |     | .10 | .17 | .02 |     |     |     | .39  |       |
| VICHY 2 SE             |                   |     |     |   |     |     |     | .06 | .01 |     |     |     |                   |     |     |     |     | .10 |     |     |     |     |     | .20  |       |
| VIENNA 3 NW            |                   |     |     |   |     |     |     | .01 |     | .02 | .01 |     |                   |     |     |     |     | .10 | .25 | .04 |     | .01 |     | 1.45 |       |
| WAPPAPELLO DAM         |                   |     |     |   |     |     | .70 | .05 | .01 | .08 | .16 | .05 |                   |     |     |     |     |     |     |     |     |     |     | .63  |       |
| WARRENSBURG            |                   |     |     |   |     | .45 | .15 | .05 | .01 | .01 | .01 |     |                   |     |     |     |     | .06 |     |     |     |     |     | .06  |       |
| WASHINGTON 3 S         |                   |     |     |   |     |     |     |     |     |     |     |     |                   |     |     | .32 | .57 | .01 |     | .05 |     |     |     | .60  |       |
| WASOLA                 |                   |     |     |   | .26 | .02 |     |     |     |     |     | .01 |                   |     |     |     |     |     |     |     |     |     |     | .98  |       |
| WEST PLAINS            |                   |     |     |   | .17 | .19 | .02 |     |     |     |     | .04 |                   |     |     | .04 |     | .54 | .02 |     |     |     |     | .86  |       |
| WILLOW SPRINGS FOR SER |                   |     |     |   |     | .20 | .01 |     |     |     |     |     |                   |     |     |     |     |     |     |     |     |     |     |      |       |
| -14th-                 |                   |     |     |   |     |     |     |     |     |     |     |     |                   |     |     |     |     |     |     |     |     |     |     |      |       |
| ADVANCE 5 ESE          |                   |     |     |   |     |     | .18 | .13 | .04 |     | .02 |     |                   |     |     |     |     |     |     |     |     |     |     | .37  |       |
| CLEARWATER DAM         |                   |     |     |   |     | .04 | .01 |     |     |     |     |     |                   |     |     |     |     |     |     |     |     |     |     | .05  |       |
| GRANT CITY             |                   |     |     |   |     |     |     |     |     |     |     | .03 |                   |     |     |     |     |     |     |     |     |     |     | .03  |       |
| HORNERSVILLE           | .04               | .03 |     |   |     | .40 | .12 | .08 |     |     |     |     |                   |     |     |     |     |     |     |     |     |     |     | .67  |       |
| JEWETT 7 E             |                   |     |     |   |     | .05 |     |     |     |     |     |     |                   |     |     |     |     |     |     |     |     |     |     | .10  |       |
| MALDEN 3 N             |                   |     |     |   |     | .15 | .01 |     |     |     |     |     |                   |     |     |     |     |     |     |     |     |     |     | .36  |       |
| MARYVILLE 7 NNW        | .01               | .01 |     |   |     |     |     |     |     |     |     |     |                   |     |     |     |     |     |     |     |     |     |     | .02  |       |
| SAINT JOSEPH WB AP     |                   |     |     |   |     |     |     |     |     | .02 |     |     |                   |     |     |     |     |     |     |     |     |     |     | .02  |       |
| SKIDMORE               |                   |     |     |   |     | .01 |     |     |     |     |     |     |                   |     |     |     |     |     |     |     |     |     |     | .02  |       |
| TARKIO                 |                   |     |     |   |     | .01 | .05 | .01 |     |     |     |     |                   |     |     |     |     |     |     |     |     |     |     | .06  |       |
| WAPPAPELLO DAM         |                   |     |     |   |     | .14 | .05 | .01 |     |     |     |     |                   |     |     |     |     |     |     |     |     |     |     | .20  |       |
| -15th-                 |                   |     |     |   |     |     |     |     |     |     |     |     |                   |     |     |     |     |     |     |     |     |     |     |      |       |
| BEDFORD 1 S            |                   |     |     |   |     |     |     |     |     |     |     |     |                   |     |     |     |     |     |     |     | .04 | .03 | .37 | .03  | .03   |
| BOLIVAR                |                   |     |     |   |     |     |     |     |     |     |     |     |                   |     |     |     |     |     |     |     |     |     |     | .40  |       |
| ELM                    |                   |     |     |   |     |     |     |     |     |     |     |     |                   |     |     |     |     |     |     |     |     |     |     | .08  |       |
| HENRIETTA              |                   |     |     |   |     |     |     |     |     |     |     |     |                   |     |     |     |     |     |     |     |     |     |     | .10  |       |
| KANSAS CITY WB AIRPORT |                   |     |     |   |     | .08 | .02 |     |     |     |     |     |                   |     |     |     |     |     |     |     |     |     |     | .05  |       |
| KANSAS CITY UNIV       |                   |     |     |   |     | .04 | .01 |     |     |     |     |     |                   |     |     |     |     |     |     |     |     |     |     | .03  |       |
| MORA                   |                   |     |     |   |     |     |     |     |     |     |     |     |                   |     |     |     |     |     |     |     |     |     |     | .16  |       |
| NEVADA SEWAGE PL       |                   |     |     |   |     |     |     |     |     |     |     |     |                   |     |     |     |     |     |     |     |     | .08 | .06 | .02  | .03   |
| OSCEOLA 3 NE           |                   |     |     |   |     |     |     |     |     |     |     |     |                   |     |     |     |     |     |     |     |     |     |     | .37  |       |
| ROBY                   |                   |     |     |   |     |     |     |     |     |     |     |     |                   |     |     |     |     |     |     |     |     | .37 |     | .27  |       |
| SPRINGFIELD WB AP      |                   |     |     |   |     |     |     |     |     |     |     |     |                   |     |     |     |     |     |     |     |     | .21 | .06 |      |       |
| -16th                  |                   |     |     |   |     |     |     |     |     |     |     |     |                   |     |     |     |     |     |     |     |     |     |     |      |       |





# HOURLY PRECIPITATION

MISSOURI  
MAY 1957

| Station                | A. M. Hour Ending |     |     |     |     |     |      |     |     |     |     |     | P. M. Hour Ending |   |     |     |     |     |     |     |     |     |     |      | Total |
|------------------------|-------------------|-----|-----|-----|-----|-----|------|-----|-----|-----|-----|-----|-------------------|---|-----|-----|-----|-----|-----|-----|-----|-----|-----|------|-------|
|                        | 1                 | 2   | 3   | 4   | 5   | 6   | 7    | 8   | 9   | 10  | 11  | 12  | 1                 | 2 | 3   | 4   | 5   | 6   | 7   | 8   | 9   | 10  | 11  | 12   |       |
| WASOLA                 |                   | .01 | .20 |     |     |     |      | .25 | .03 | .26 | .01 | .02 |                   |   | .44 | .47 | .02 |     | .40 | .09 |     |     |     | 1.42 |       |
| WEST PLAINS            |                   |     |     |     |     |     |      | .08 | .08 | .17 | .01 | .02 |                   |   |     |     | .73 | .06 | .06 | .01 |     |     |     | .86  |       |
| WILLOW SPRINGS FOR SER |                   | .14 | .01 |     |     |     |      |     |     |     |     |     |                   |   |     |     |     |     |     |     |     |     |     | 1.41 |       |
| ADVANCE 5 ESE          |                   | .02 | .12 | .14 |     |     | .14  | .26 | .11 | .03 |     |     |                   |   | .01 |     |     |     |     |     |     |     |     | .83  |       |
| ALTON                  |                   | .11 | .20 | .12 | .02 |     |      |     |     |     |     |     |                   |   |     |     |     |     |     |     |     |     |     | .45  |       |
| BELLEVUE               |                   | .05 | .80 | .30 | .40 | .01 | .04  | .05 | .05 |     |     |     |                   |   |     |     |     |     |     |     |     |     |     | 1.70 |       |
| CAP AU GRIS L + D 25   |                   | .01 | .11 | .07 | .04 | .13 | .10  | .04 |     |     |     |     |                   |   |     |     |     |     |     |     |     |     |     | .50  |       |
| CLARKSVILLE L + D 24   | //                | .16 | .11 | .04 | .03 | .01 |      |     |     |     |     |     |                   |   |     |     |     |     |     |     |     |     |     | .35  |       |
| CLEARWATER DAM         |                   |     | .12 | .26 | .05 |     | .04  | .01 |     |     |     |     |                   |   |     |     |     |     |     |     |     |     |     | .48  |       |
| DANVILLE 1 ENE         |                   |     | .04 | .01 |     |     |      |     |     |     |     |     |                   |   |     |     |     |     |     |     |     |     |     | .05  |       |
| ELLINGTON              |                   | .10 | .51 | .18 | .07 | .04 | .01  |     |     |     | .01 |     |                   |   |     |     |     |     |     |     |     |     |     | 1.02 |       |
| ELSBERRY 4 MSW         |                   | .34 | .28 | .18 | .06 | .10 | .05  |     |     |     |     |     |                   |   |     |     |     |     |     |     |     |     |     | 1.19 |       |
| ELSBERRY 4 SW          | *                 | *   | *   | *   | *   | *   | 1.15 |     |     |     |     |     |                   |   |     |     |     |     |     |     |     |     |     | 1.01 |       |
| FARMINGTON 1 E         |                   | .01 | .05 | .30 | .30 | .19 | .05  | .05 | .02 | .03 |     |     |                   |   |     |     |     |     |     |     |     |     |     | 1.30 |       |
| HORNERSVILLE           |                   | .05 | .01 | .04 | .04 |     | .16  |     |     |     |     |     |                   |   |     |     |     |     |     |     |     |     |     | .41  |       |
| JEWETT 7 E             |                   | .02 | .18 | .40 | .02 | .01 | .03  | .40 | .35 |     | .01 |     |                   |   |     |     |     |     |     |     |     |     |     | 1.40 |       |
| MALDEN 3 N             |                   |     | .01 |     |     |     |      |     |     |     |     |     |                   |   |     |     |     |     |     |     |     |     |     | .02  |       |
| MIDDLETOWN 5 ENE       |                   | .08 | .17 | .10 | .03 |     |      |     |     |     |     |     |                   |   |     |     |     |     |     |     |     |     |     | .38  |       |
| OMENSVILLE             |                   | .05 | .06 | .14 | .45 | .05 | .02  | .01 | .03 | .04 |     |     |                   |   |     |     |     |     |     |     |     |     |     | .85  |       |
| POTOSI 2 S             |                   | .02 | .05 | .13 | .27 | .02 | .01  | .03 | .02 | .01 | .03 | .01 |                   |   |     |     |     |     |     |     |     |     |     | .55  |       |
| RICHMOND               |                   | .02 | .01 |     |     | .02 | .01  |     |     |     |     |     |                   |   |     |     |     |     |     |     |     |     |     | .06  |       |
| ROBY                   |                   | .01 | .03 | .04 | .08 |     |      |     |     |     |     |     |                   |   |     |     |     |     |     |     |     |     |     | .16  |       |
| ROLLA SCHOOL OF MINES  |                   |     | .05 | .02 |     |     |      |     |     |     |     |     |                   |   |     |     |     |     |     |     |     |     |     | .07  |       |
| ROLLA 5 SE             |                   | .09 | .05 |     |     |     |      |     |     |     |     |     |                   |   |     |     |     |     |     |     |     |     |     | .14  |       |
| ROLLA 3 W              |                   | .10 |     | .01 | .09 | .01 |      |     | .08 | .22 | .02 |     |                   |   |     |     |     |     |     |     |     |     |     | .53  |       |
| ROLLA 4 SE             |                   | .06 | .01 |     |     |     |      |     |     |     |     |     |                   |   |     |     |     |     |     |     |     |     |     | .20  |       |
| ST JAMES 3 NW          |                   |     | .01 | .22 | .08 | .07 | .04  | .04 | .06 | .02 |     |     |                   |   |     |     |     |     |     |     |     |     |     | .54  |       |
| ST LOUIS WB AP         |                   |     | .10 | .06 | .08 | .10 | .05  | .06 | .04 | .04 | .02 |     |                   |   |     |     |     |     |     |     |     |     |     | .55  |       |
| ST LOUIS WB CITY       |                   |     | .01 | .15 | .10 | .15 | .10  | .08 | .03 | .03 | .04 | .02 |                   |   | .01 |     |     |     |     |     |     |     |     | .72  |       |
| ST LOUIS WASH UNIV     |                   | .02 | .06 |     |     |     |      |     |     |     |     |     |                   |   |     |     |     |     |     |     |     |     |     | .02  |       |
| SALEM                  |                   | .04 | .01 | .08 |     | .01 |      | .03 |     |     |     |     |                   |   |     |     |     |     |     |     |     |     |     | .20  |       |
| STEELVILLE             |                   | .05 | .15 | .05 |     |     |      |     |     |     |     |     |                   |   |     |     |     |     |     |     |     |     |     | .17  |       |
| SULLIVAN 3 E           |                   | .13 | .01 |     |     |     |      |     |     |     |     |     |                   |   |     |     |     |     |     |     |     |     |     | .25  |       |
| VICHY 2 SE             |                   | .05 | .03 | .06 | .01 |     | .03  | .24 | .08 |     |     |     |                   |   |     |     |     |     |     |     |     |     |     | .14  |       |
| VIENNA 3 NW            |                   | .07 | .04 | .06 | .07 |     |      |     |     |     |     |     |                   |   |     |     |     |     |     |     |     |     |     | .15  |       |
| VILLA RIDGE 2 NW       |                   | .03 | .04 | .11 | .05 |     |      |     |     |     |     |     |                   |   |     |     |     |     |     |     |     |     |     | .59  |       |
| WAPPAPELLO DAM         |                   | .01 | .02 |     | .02 |     | .01  |     |     |     |     |     |                   |   |     |     |     |     |     |     |     |     |     | .23  |       |
| WASHINGTON 3 S         |                   |     |     |     |     |     |      |     |     |     |     |     |                   |   |     |     |     |     |     |     |     |     |     | .06  |       |
| WEST PLAINS            |                   |     |     |     |     |     |      |     |     |     |     |     |                   |   |     |     |     |     |     |     |     |     |     |      |       |
| APPLETON CITY          |                   |     |     |     |     |     |      |     |     |     |     |     |                   |   |     |     |     |     |     |     |     | .48 | .15 | .63  |       |
| ASHTON 1 W             |                   |     |     |     |     |     |      |     |     |     |     |     |                   |   |     |     |     |     |     |     | .30 | .28 |     | .58  |       |
| BEDFORD 1 S            |                   |     |     |     |     |     |      |     |     |     |     |     |                   |   |     |     |     |     |     |     |     | .05 | .02 | .20  |       |
| BOLIVAR                |                   |     |     |     |     |     |      |     |     |     |     |     |                   |   |     |     |     |     |     |     |     |     |     | .16  |       |
| CLINTON 1 NNW          |                   |     |     |     |     |     |      |     |     |     |     |     |                   |   |     |     |     |     |     |     |     |     |     | .06  |       |
| COLUMBIA WB AIRPORT    |                   |     |     |     |     |     |      |     |     |     |     |     |                   |   |     |     |     |     |     |     |     |     |     | .01  |       |
| DANVILLE 1 ENE         |                   |     |     |     |     |     |      |     |     |     |     |     |                   |   |     |     |     |     |     |     |     |     |     | .12  |       |
| DOWNING                |                   |     |     |     |     |     |      |     |     |     |     |     |                   |   |     |     |     |     |     |     |     | .11 | .01 | .02  |       |
| FULTON 4 SW            |                   |     |     |     |     |     |      |     |     |     |     |     |                   |   |     |     |     |     |     |     |     |     |     | .18  |       |
| GOWER 2 N              |                   |     |     |     |     |     |      |     |     |     |     |     |                   |   |     | .21 | .28 | *   | .18 |     |     | .22 |     | .71  |       |
| GRANT CITY             |                   |     |     |     |     |     |      |     |     |     |     |     |                   |   |     |     |     |     |     |     | .61 | .01 |     | .62  |       |
| HARRIS                 |                   |     |     |     |     |     |      |     |     |     |     |     |                   |   |     |     |     |     |     |     |     |     |     | .03  |       |
| HIGBEE 7 S             |                   |     |     |     |     |     |      |     |     |     |     |     |                   |   |     |     |     |     |     |     |     |     |     | .11  |       |
| HIGH POINT 2 SW        |                   |     |     |     |     |     |      |     |     |     |     |     |                   |   |     |     |     |     |     |     |     |     |     | .09  |       |
| JEFF CITY LINCOLN UNIV |                   |     |     |     |     |     |      |     |     |     |     |     |                   |   |     |     |     |     |     |     |     | .10 | .01 | .03  |       |
| KANSAS CITY WB AIRPORT |                   |     |     |     |     |     |      |     |     |     |     |     |                   |   |     |     |     |     |     |     |     | .56 | .18 | .11  |       |
| K C SHOPE PARK         |                   |     |     |     |     |     |      |     |     |     |     |     |                   |   |     |     |     |     |     |     |     | .36 | .16 | .74  |       |
| KANSAS CITY UNIV       |                   |     |     |     |     |     |      |     |     |     |     |     |                   |   |     |     |     |     |     |     |     |     |     | .52  |       |
| KIRKSVILLE CAA AP      |                   |     |     |     |     |     |      |     |     |     |     |     |                   |   |     |     |     |     |     |     |     | .68 | .01 | .69  |       |
| LAKESIDE               |                   |     |     |     |     |     |      |     |     |     |     |     |                   |   |     |     |     |     |     |     |     | .05 | .12 | .17  |       |
| LINNEUS 2 S            |                   |     |     |     |     |     |      |     |     |     |     |     |                   |   |     |     |     |     |     |     |     | .99 | .01 | 1.01 |       |
| LIVONIA                |                   |     |     |     |     |     |      |     |     |     |     |     |                   |   |     |     |     |     |     |     |     | .04 | .01 | .05  |       |
| LOCKWOOD               |                   |     |     |     |     |     |      |     |     |     |     |     |                   |   |     |     |     |     |     |     |     | .63 | .01 | .64  |       |
| LUCERNE                |                   |     |     |     |     |     |      |     |     |     |     |     |                   |   |     |     |     |     |     |     |     | .84 | .04 | .88  |       |
| MARYVILLE 7 NNW        |                   |     |     |     |     |     |      |     |     |     |     |     |                   |   | .03 | .11 | .01 |     |     |     |     |     |     | .15  |       |
| MC CREDIE 2 W          |                   |     |     |     |     |     |      |     |     |     |     |     |                   |   |     |     |     |     |     |     |     | .20 | .02 | .06  |       |
| MILLER 2 SE            |                   |     |     |     |     |     |      |     |     |     |     |     |                   |   |     |     |     |     |     |     |     | .58 | .70 | 1.50 |       |
| MORA                   |                   |     |     |     |     |     |      |     |     |     |     |     |                   |   |     |     |     |     |     |     |     |     |     | .30  |       |
| MOUNTAIN GROVE 2 N     |                   |     |     |     |     |     |      |     |     |     |     |     |                   |   | .07 |     |     |     |     |     |     | *   | *   | .07  |       |
| NEVADA SEWAGE PL       |                   |     |     |     |     |     |      |     |     |     |     |     |                   |   |     |     |     |     |     |     |     |     |     | .39  |       |
| OREGON 1 ENE           |                   |     |     |     |     |     |      |     |     |     |     |     |                   |   | .03 | .11 | .24 | .01 |     |     |     |     |     | .22  |       |
| OSCEOLA 3 NE           |                   |     |     |     |     |     |      |     |     |     |     |     |                   |   |     |     |     | .01 | .01 | .17 | .24 | .21 | .01 | .43  |       |
| PATTONSBURG            |                   |     |     |     |     |     |      |     |     |     |     |     |                   |   |     |     |     |     |     |     |     | .31 |     | .85  |       |
| RICHMOND 7 N           |                   |     |     |     |     |     |      |     |     |     |     |     |                   |   |     |     |     | .50 | .04 | .66 | .09 |     |     | 1.29 |       |
| RIDGEWAY 1 SE          |                   |     |     |     |     |     |      |     |     |     |     |     |                   |   |     | .16 | .11 |     |     |     |     |     |     | .27  |       |
| SAINT JOSEPH WB AP     |                   |     |     |     |     |     |      |     |     |     |     |     |                   |   |     |     |     |     |     |     |     | .86 | .45 | 2.41 |       |
| SENECA                 |                   |     |     |     |     |     |      |     |     |     |     |     |                   |   | .09 | .20 | .22 | .03 |     |     |     |     |     | .54  |       |
| SKIDMORE               |                   |     |     |     |     |     |      |     |     |     |     |     |                   |   |     |     |     |     |     |     |     |     |     | .25  |       |
| SPEED 2 MNW            |                   |     |     |     |     |     |      |     |     |     |     |     |                   |   |     |     |     |     |     |     |     | .27 | .33 | 1.02 |       |
| SPRING CITY            |                   |     |     |     |     |     |      |     |     |     |     |     |                   |   |     |     |     |     |     |     |     | .01 | .01 | 1.02 |       |
| SPRINGFIELD WB AP      | //                |     |     |     |     |     |      |     |     |     |     |     |                   |   |     |     |     |     |     |     |     |     |     | .40  |       |
| STANBERRY              |                   |     |     |     |     |     |      |     |     |     |     |     |                   |   |     |     | .08 | .30 | .03 | .07 |     |     |     | .08  |       |
| STEY 4 SSE             |                   |     |     |     |     |     |      |     |     |     |     |     |                   |   | *   | *   | *   | *   |     |     |     |     |     | *    |       |
| TARKIO                 |                   |     |     |     |     |     |      |     |     |     |     |     |                   |   |     |     |     |     |     | .56 | .28 |     |     | .85  |       |
| TRENTON                |                   |     |     |     |     |     |      |     |     |     |     |     |                   |   |     |     |     |     |     |     |     | .01 |     | .02  |       |
| VIENNA 3 NW            |                   |     |     |     |     |     |      |     |     |     |     |     |                   |   |     |     |     |     |     |     |     | .01 | .01 | .02  |       |
| WARRENSBURG            |                   |     |     |     |     |     |      |     |     |     |     |     |                   |   |     |     |     |     |     |     |     |     |     |      |       |
| ADVANCE 5 ESE          |                   |     |     |     |     |     |      |     |     |     |     |     |                   |   |     |     |     |     |     |     |     | .02 | .10 | .93  |       |
| ALTON                  |                   |     |     |     |     |     |      |     |     |     |     |     |                   |   |     |     |     |     |     |     |     | .29 |     | .29  |       |
| APPLETON CITY          |                   |     | .04 | .01 |     |     |      |     |     |     |     |     |                   |   |     |     |     |     |     |     |     |     |     | .05  |       |
| ASHTON 1 W             |                   |     |     |     |     |     |      |     |     |     |     |     |                   |   |     |     |     |     |     |     |     |     |     | .37  |       |
| BELLEVUE               |                   | .03 | .02 | .08 | .02 | .05 | .02  | .02 | .01 |     |     |     |                   |   |     |     |     |     | .06 | .01 |     |     |     | .25  |       |
| BOLIVAR                |                   | .01 | .15 | .26 | .72 | .17 | .15  | .03 | .07 | .10 |     |     |                   |   |     |     |     |     |     |     |     |     |     | 1.75 |       |
| CAP AU GRIS L + D 25   |                   | .80 | .43 | *   |     |     |      |     |     |     |     |     |                   |   |     |     |     |     |     |     |     |     |     |      |       |





# HOURLY PRECIPITATION

MISSOURI  
MAY 1957

| Station                | A. M. Hour Ending |     |     |     |     |     |     |     |     |     |     |     | P. M. Hour Ending |     |      |     |     |     |     |     |     |     |     |      | Total |
|------------------------|-------------------|-----|-----|-----|-----|-----|-----|-----|-----|-----|-----|-----|-------------------|-----|------|-----|-----|-----|-----|-----|-----|-----|-----|------|-------|
|                        | 1                 | 2   | 3   | 4   | 5   | 6   | 7   | 8   | 9   | 10  | 11  | 12  | 1                 | 2   | 3    | 4   | 5   | 6   | 7   | 8   | 9   | 10  | 11  | 12   |       |
| ROLLA 4 SE             |                   |     |     |     |     |     |     |     |     |     |     | .10 | .55               | .04 |      |     |     |     |     |     | .21 | .20 | .24 | 1.34 |       |
| ST JAMES 3 NW          |                   |     |     |     |     |     |     |     |     |     |     | .04 | .69               | .08 | .01  |     |     |     |     |     | .01 | .15 | .20 | .15  | 1.53  |
| SAINT JOSEPH WB AP     |                   |     |     |     |     |     |     |     |     |     |     |     |                   | .08 | .84  |     |     | .02 |     |     |     | .06 | .01 |      | .07   |
| ST LOUIS WB AP         |                   |     |     |     |     |     |     |     |     |     |     |     |                   | .17 | .95  |     |     |     |     |     |     | .11 | .17 | .15  | 1.30  |
| ST LOUIS WB CITY       |                   |     |     |     |     |     |     |     |     |     |     |     |                   | .17 | 1.02 |     |     |     |     |     |     | .05 | .10 | .15  | 1.50  |
| ST LOUIS WASH UNIV     |                   |     |     |     |     |     |     |     |     |     |     |     |                   | .10 | .40  | .04 | .01 |     |     | .03 |     | .15 | .16 | .15  | 1.50  |
| SALEM                  |                   |     |     |     |     |     |     |     |     |     |     |     |                   | .05 | .01  | .03 | .01 | .01 | .05 | .01 | .03 | .05 |     |      | 1.21  |
| SENECA                 |                   |     |     |     |     |     |     |     |     | .76 | .20 |     |                   | .10 | .23  | .06 | .01 |     |     |     | .02 |     |     | .42  |       |
| SPEED 2 WNW            |                   |     |     |     |     |     |     |     |     |     |     |     |                   | .11 | .21  | .05 | .02 | .02 | .01 | .01 | .01 | .04 |     |      | 1.92  |
| SPRING CITY            |                   |     |     |     |     |     |     |     |     | .92 | .53 |     |                   | .70 | .08  | .07 | .02 | .01 |     | .40 | .13 | .16 |     | 2.60 |       |
| SPRINGFIELD WB AP      | //                |     |     |     |     |     |     |     |     |     |     |     |                   | .11 | .19  |     | .01 |     |     |     |     | .11 | .04 | .13  |       |
| STANBERRY              |                   |     |     |     |     |     |     |     |     |     |     |     |                   | .01 | .03  |     |     |     |     |     |     | .05 | .08 | .13  |       |
| STEEVILLE              |                   |     |     |     |     |     |     |     |     |     |     |     |                   |     |      |     |     |     |     |     | .30 | .15 | .20 | .20  | 1.16  |
| STEFFENVILLE           |                   |     |     |     |     |     |     |     |     |     |     |     |                   |     |      |     |     |     |     |     |     |     |     |      | .04   |
| STET 4 SSE             |                   |     |     |     |     |     |     |     |     | .02 | .01 |     |                   | .02 | .10  |     |     |     |     |     | .09 | .11 | .20 | .15  | .15   |
| SULLIVAN 3 E           |                   |     |     |     |     |     |     |     |     |     |     |     |                   | .28 | .02  |     |     |     |     |     | .76 | .20 | .15 | .05  | .85   |
| TABLE ROCK DAM         |                   |     |     |     |     |     |     |     |     |     |     |     |                   | .20 | .04  | .01 | .65 |     |     |     |     | .05 | .10 | .15  | 1.61  |
| TYRONE 2 NNW           |                   |     |     |     |     |     |     |     |     |     |     |     |                   | .04 | .01  | .65 |     |     |     |     |     | .77 | .12 | .20  | 1.40  |
| VICHY 2 SE             |                   |     |     |     |     |     |     |     |     |     |     |     |                   | .20 | 1.32 | .05 |     |     |     |     |     | .16 | .19 | .10  | 2.20  |
| VIENNA 3 NW            |                   |     |     |     |     |     |     |     |     |     |     |     |                   | .05 | 1.75 | .11 | .02 | .02 |     |     |     | .01 | .14 | .01  | 2.45  |
| VILLA RIDGE 2 NW       |                   |     |     |     |     |     |     |     |     |     |     |     |                   | .01 | 1.06 | .09 |     |     |     |     |     | .02 | .18 | .18  | 1.66  |
| WAPPAPELLO DAM         |                   |     |     | .15 | .06 | .09 |     |     |     |     |     |     |                   | .12 | .02  | .03 | .78 | .05 |     | .01 |     |     | .80 | .17  | 2.36  |
| WARRENSBURG            |                   |     |     |     |     |     |     |     |     | *   | .08 |     |                   | *   | .12  | .02 | .30 |     |     |     | .03 | .20 | .16 | .30  |       |
| WASHINGTON 3 S         |                   |     |     |     |     |     |     |     |     | *   |     |     |                   | *   | .04  | .82 | .01 |     |     |     |     | .14 | .07 | .93  |       |
| WASOLA                 |                   |     |     |     |     |     |     |     |     | .01 |     |     |                   | .02 | .17  |     |     |     |     |     | .31 | .13 | .14 | .68  |       |
| WEST PLAINS            |                   |     |     |     |     |     |     |     |     |     |     |     |                   | .21 | .04  | .01 |     |     |     |     | .03 | .67 | .28 | 1.50 |       |
| WILLOW SPRINGS FOR SER |                   |     |     |     |     |     |     |     |     |     |     |     |                   | .01 | .34  | .04 | .01 |     |     |     | .74 | .15 | .17 | 1.49 |       |
| -23d-                  |                   |     |     |     |     |     |     |     |     |     |     |     |                   |     |      |     |     |     |     |     |     |     |     |      |       |
| ADVANCE 5 ESE          | .23               | .20 | .15 | .09 | .10 | .01 |     |     |     |     |     |     |                   |     |      |     |     |     |     |     |     |     |     | .78  |       |
| ALTON                  | .18               | .26 | .12 | .20 | .12 | .03 |     |     |     |     |     |     |                   |     |      |     |     |     |     |     |     |     |     | .91  |       |
| BELLEVUE               | .10               | .08 | .03 | .04 | .03 | .02 |     |     |     |     |     |     |                   |     |      |     |     |     |     |     |     |     |     | .30  |       |
| CAP AU GRIS L + D 25   | .09               |     |     |     |     |     |     |     |     |     |     |     |                   |     |      |     |     |     |     |     |     |     |     | .09  |       |
| CASSVILLE RANGER STA   | .01               | .01 |     |     |     |     |     |     |     |     |     |     |                   |     |      |     |     |     |     |     |     |     |     | .02  |       |
| CLARKSVILLE L + D 24   | //                |     |     |     |     |     |     |     |     |     |     |     |                   |     |      |     |     |     |     |     |     |     |     | .02  |       |
| CLEARWATER DAM         | .10               | .13 | .14 | .06 | .10 | .02 |     |     |     |     |     |     |                   |     |      |     |     |     |     |     |     |     |     | .55  |       |
| DANVILLE 1 ENE         |                   | .02 | .01 | .05 |     |     |     |     |     |     |     |     |                   |     |      |     |     |     |     |     |     |     |     | .08  |       |
| DORA                   | .10               | .10 | .05 |     |     |     |     |     |     |     |     |     |                   |     |      |     |     |     |     |     |     |     |     | .25  |       |
| ELLINGTON              | .10               | .14 | .11 | .06 | .10 |     |     |     |     |     |     |     |                   |     |      |     |     |     |     |     |     |     |     | .51  |       |
| ELSBERRY 4 WSW         | .06               | .04 |     |     |     |     |     |     |     |     |     |     |                   |     |      |     |     |     |     |     |     |     |     | .02  |       |
| ELSBERRY 4 SW          | .16               | .09 | .08 | .04 | .01 | .04 |     |     |     |     |     |     |                   |     |      |     |     |     |     |     |     |     |     | .10  |       |
| FARMINGTON 1 E         | .07               | .01 | .01 | .02 |     |     |     |     |     |     |     |     |                   |     |      |     |     |     |     |     |     |     |     | .40  |       |
| HANNIBAL WATER WORKS   | .07               | .01 | .01 | .02 |     |     |     |     |     |     |     |     |                   |     |      |     |     |     |     |     |     |     |     | .03  |       |
| HARRIS                 | .25               | .30 | .10 | .16 | .03 |     |     |     |     |     |     |     |                   |     |      |     |     |     |     |     |     |     |     | .08  |       |
| HORNERSVILLE           | .10               | .15 | .08 | .03 | .07 | .01 | .01 |     |     |     |     |     |                   |     |      |     |     |     |     |     |     |     | .05 | .89  |       |
| JEWETT 7 E             | .01               | .01 | .01 | .01 |     |     |     |     |     |     |     |     |                   |     |      |     |     |     |     |     |     |     |     | .45  |       |
| LEBANON                | .03               | .03 | .02 | .15 | .05 |     |     |     |     |     |     |     |                   |     |      |     |     |     |     |     |     |     |     | .04  |       |
| LIVONIA                | .10               | .18 | .20 | .01 |     |     |     |     |     |     |     |     |                   |     |      |     |     |     |     |     |     |     |     | .05  |       |
| WALDEN 3 N             | .01               | .01 | .01 | .01 |     |     |     |     |     |     |     |     |                   |     |      |     |     |     |     |     |     |     |     | .68  |       |
| MARSHFIELD             |                   |     |     | .01 |     |     |     |     |     |     |     |     |                   |     |      |     |     |     |     |     |     |     |     | .04  |       |
| MC CREDIE 2 W          |                   |     |     | .01 |     |     |     |     |     |     |     |     |                   |     |      |     |     |     |     |     |     |     |     | .01  |       |
| MIDDLETOWN 5 ENE       |                   |     |     | .01 | .01 |     |     |     |     |     |     |     |                   |     |      |     |     |     |     |     |     |     |     | .02  |       |
| MOUNTAIN GROVE 2 N     | .18               | .15 |     | .01 | .01 |     |     |     |     |     |     |     |                   |     |      |     |     |     |     |     |     |     |     | .35  |       |
| OMENSVILLE             | .03               |     |     |     |     |     |     |     |     |     |     |     |                   |     |      |     |     |     |     |     |     |     |     | .03  |       |
| POTOSI 2 S             | .08               | .07 | .05 |     |     |     |     |     |     | .05 |     |     |                   |     |      |     |     |     |     |     |     |     |     | .25  |       |
| RICHWOODS              | .09               | .04 | .01 |     |     |     |     |     |     |     |     |     |                   |     |      |     |     |     |     |     |     |     |     | .14  |       |
| ROBY                   | .04               | .05 |     | .04 | .01 |     |     |     |     |     |     |     |                   |     |      |     |     |     |     |     |     |     |     | .14  |       |
| ROGERSVILLE 1 ENE      | .02               | .01 | .01 |     |     |     |     |     |     |     |     |     |                   |     |      |     |     |     |     |     |     |     |     | .04  |       |
| ROLLA SCHOOL OF MINES  | .10               |     |     | .03 | .02 | .02 |     |     |     |     |     |     |                   |     |      |     |     |     |     |     |     |     |     | .15  |       |
| ROLLA 5 SE             | .06               | .01 |     | .01 | .02 |     |     |     |     |     |     |     |                   |     |      |     |     |     |     |     |     |     |     | .09  |       |
| ROLLA 4 SE             | .15               | .01 |     | .01 | .02 |     | .01 |     |     |     |     |     |                   |     |      |     |     |     |     |     |     |     |     | .20  |       |
| ST LOUIS WB AP         | .07               |     |     |     |     |     | .04 | .04 |     |     |     |     |                   |     |      |     |     |     |     |     |     |     |     | .16  |       |
| ST LOUIS WB CITY       | .09               | .02 |     |     |     | .01 | .02 | .01 | .01 |     |     |     |                   |     |      |     |     |     |     |     |     |     |     | .16  |       |
| ST LOUIS WASH UNIV     | .10               | .01 | .02 |     |     | .02 | .02 | .01 |     |     |     |     |                   |     |      |     |     |     |     |     |     |     |     | .40  |       |
| SALEM                  | .10               | .13 | .03 | .01 | .01 | .01 | .03 | .06 | .01 |     |     |     |                   |     |      |     |     |     |     |     |     |     |     | .03  |       |
| SPRING CITY            |                   |     |     |     |     |     |     |     |     |     |     |     |                   |     |      |     |     |     |     |     |     |     |     | .02  |       |
| SPRINGFIELD WB AP      | //                | .01 | .01 |     |     |     | .07 |     |     |     |     |     |                   |     |      |     |     |     |     |     |     |     |     | .15  |       |
| STEEVILLE              | .03               | .04 | .01 |     |     |     | .04 |     |     |     |     |     |                   |     |      |     |     |     |     |     |     |     |     | .15  |       |
| SULLIVAN 3 E           | .05               |     |     |     |     |     |     |     |     |     |     |     |                   |     |      |     |     |     |     |     |     |     |     | .10  |       |
| TABLE ROCK DAM         | .06               | .02 | .02 |     |     |     |     |     |     |     |     |     |                   |     |      |     |     |     |     |     |     |     |     | .05  |       |
| TRENTON                |                   |     |     | .05 |     |     |     |     |     |     |     |     |                   |     |      |     |     |     |     |     |     |     |     | .57  |       |
| TYRONE 2 NNW           | .10               | .20 | .18 | .04 | .02 | .01 | .02 |     |     |     |     |     |                   |     |      |     |     |     |     |     |     |     |     | .09  |       |
| VILLA RIDGE 2 NW       | .05               |     |     |     |     |     | .04 |     |     |     |     |     |                   |     |      |     |     |     |     |     |     |     |     | .76  |       |
| WAPPAPELLO DAM         | .18               | .24 | .13 | .13 | .04 | .04 |     |     |     |     |     |     |                   |     |      |     |     |     |     |     |     |     |     | .04  |       |
| WASHINGTON 3 S         | .04               |     |     |     |     |     |     |     |     |     |     |     |                   |     |      |     |     |     |     |     |     |     |     | .46  |       |
| WASOLA                 | .35               | .03 | .06 | .02 |     |     |     |     |     |     |     |     |                   |     |      |     |     |     |     |     |     |     |     | .51  |       |
| WEST PLAINS            | .11               | .15 | .10 | .14 | .01 |     |     |     |     |     |     |     |                   |     |      |     |     |     |     |     |     |     |     | .51  |       |
| WILLOW SPRINGS FOR SER | .24               | .12 | .05 | .05 |     | .02 | .03 |     |     |     |     |     |                   |     |      |     |     |     |     |     |     |     |     | .90  |       |
| -24th-                 |                   |     |     |     |     |     |     |     |     |     |     |     |                   |     |      |     |     |     |     |     |     |     |     |      |       |
| AMSTERDAM              |                   |     |     |     |     |     |     |     |     |     |     |     |                   |     |      |     |     |     |     |     | .05 | .25 | .30 | .90  |       |
| APPLETON CITY          |                   |     |     |     |     |     |     |     |     |     |     |     |                   |     |      |     |     |     |     |     |     | .08 | .34 | 1.42 |       |
| BEDFORD 1 S            |                   |     |     |     |     |     |     |     |     |     |     |     |                   |     |      |     |     |     |     |     |     |     |     | .28  |       |
| BOLIVAR                |                   |     |     |     |     |     |     |     |     |     |     |     |                   |     |      |     |     |     |     |     |     |     | .05 | .40  |       |
| CASSVILLE RANGER STA   |                   |     |     |     |     |     |     |     |     | .10 | .02 |     |                   |     |      |     |     |     |     |     | .02 | .16 | .17 | .35  |       |
| CLINTON 1 NNW          |                   |     |     |     |     |     |     |     |     |     |     |     |                   |     |      |     |     |     |     |     |     | .03 | .22 | .30  |       |
| ELM                    |                   |     |     |     |     |     |     |     |     |     |     |     |                   |     |      |     |     |     |     |     |     | .01 | .31 | .23  |       |
| ELM 4 NNW              |                   |     |     |     |     |     |     |     |     |     |     |     |                   |     |      |     |     |     |     |     |     | .05 | .25 | .26  |       |
| ELM 1 S                |                   |     |     |     |     |     |     |     |     |     |     |     |                   |     |      |     |     |     |     |     |     | .02 | .12 | .10  |       |
| GOWER 2 N              |                   |     |     |     |     |     |     |     |     |     |     |     |                   |     |      |     |     |     |     |     |     | .08 | .09 | .10  |       |
| GRANT CITY             |                   |     |     |     |     |     |     |     |     |     |     |     |                   |     |      |     |     |     |     |     |     |     |     | .23  |       |
| HAMDEN 2 NE            |                   |     |     |     |     |     |     |     |     |     |     |     |                   |     |      |     |     |     |     |     |     |     |     | .05  |       |
| HENRIETTA              |                   |     |     |     |     |     |     |     |     |     |     |     |                   |     |      |     |     |     |     |     |     | .12 | .16 | .28  |       |
| HORNERSVILLE           |                   |     |     |     |     |     |     |     |     |     |     |     |                   |     |      |     |     |     |     |     |     |     |     |      |       |

# HOURLY PRECIPITATION

MISSOURI  
MAY 1957

| Station                | A. M. Hour Ending |   |   |   |   |   |   |   |   |    |     |    | P. M. Hour Ending |   |     |     |     |     |     |     |      |     |      |     | Total |      |      |
|------------------------|-------------------|---|---|---|---|---|---|---|---|----|-----|----|-------------------|---|-----|-----|-----|-----|-----|-----|------|-----|------|-----|-------|------|------|
|                        | 1                 | 2 | 3 | 4 | 5 | 6 | 7 | 8 | 9 | 10 | 11  | 12 | 1                 | 2 | 3   | 4   | 5   | 6   | 7   | 8   | 9    | 10  | 11   | 12  |       |      |      |
| SAINT JOSEPH WB AP     |                   |   |   |   |   |   |   |   |   |    |     |    |                   |   |     |     |     |     |     |     | .13  | .09 | .02  | .24 |       |      |      |
| SALEM                  |                   |   |   |   |   |   |   |   |   |    | .02 |    |                   |   | .03 | .04 |     |     |     |     |      |     |      | .07 |       |      |      |
| SENECA                 |                   |   |   |   |   |   |   |   |   |    |     |    |                   |   |     | .07 | .02 | .06 | .04 | .79 | .07  | .03 | 1.45 | .22 | 2.77  |      |      |
| SKIDMORE               |                   |   |   |   |   |   |   |   |   |    |     |    |                   |   |     |     |     |     |     | .14 | .31  | .24 | .05  | .01 | .75   |      |      |
| SPEED 2 NNW            |                   |   |   |   |   |   |   |   |   |    |     |    |                   |   |     |     |     |     | .01 | .01 | .04  | .22 | 1.28 | .04 | 1.27  | 3.10 |      |
| SPRING CITY            |                   |   |   |   |   |   |   |   |   |    |     |    |                   |   |     |     |     |     | .02 | .01 | .06  | .09 | .13  | .07 | .36   |      |      |
| SPRINGFIELD WB AP      | //                |   |   |   |   |   |   |   |   |    | .22 |    |                   |   |     |     |     |     |     |     |      |     |      | .03 | .36   |      |      |
| STANBERRY              |                   |   |   |   |   |   |   |   |   |    |     |    |                   |   |     |     |     |     |     |     | .06  | .09 | .13  | .07 | .35   |      |      |
| STET 4 SSE             |                   |   |   |   |   |   |   |   |   |    |     |    |                   |   |     |     |     |     |     |     |      |     |      | .10 | .10   |      |      |
| TABLE ROCK DAM         |                   |   |   |   |   |   |   |   |   |    | .05 |    |                   |   |     |     |     |     |     |     |      |     |      |     | .23   |      |      |
| TARKIO                 |                   |   |   |   |   |   |   |   |   |    |     |    |                   |   |     |     |     |     |     |     |      |     |      |     | .75   |      |      |
| TRENTON                |                   |   |   |   |   |   |   |   |   |    |     |    |                   |   |     |     |     |     |     |     |      |     |      |     | .05   |      |      |
| WAPPAPPELO DAM         |                   |   |   |   |   |   |   |   |   |    | .03 |    |                   |   |     |     |     |     |     |     |      |     | .02  | .10 | .20   | .03  |      |
| WARRENSBURG            |                   |   |   |   |   |   |   |   |   |    |     |    |                   |   |     |     |     |     |     |     |      |     |      |     | .32   |      |      |
| WASOLA                 |                   |   |   |   |   |   |   |   |   |    |     |    |                   |   |     | .01 | .24 | .15 |     |     |      |     |      |     | .40   |      |      |
| -25th-                 |                   |   |   |   |   |   |   |   |   |    |     |    |                   |   |     |     |     |     |     |     |      |     |      |     |       |      |      |
| ADVANCE 5 ESE          |                   |   |   |   |   |   |   |   |   |    |     |    |                   |   |     |     |     |     |     |     |      |     |      |     | .85   | .85  |      |
| ALTON                  |                   |   |   |   |   |   |   |   |   |    |     |    |                   |   |     |     |     |     |     | .06 | .73  | .51 | .10  | .02 | .01   | 1.43 |      |
| APPLETON CITY          |                   |   |   |   |   |   |   |   |   |    |     |    |                   |   |     |     |     |     |     | .21 | .04  |     |      |     |       | .25  |      |
| ASHTON 1 W             |                   |   |   |   |   |   |   |   |   |    |     |    |                   |   |     |     |     |     |     |     |      |     |      |     |       | .14  |      |
| BEDFORD 1 S            |                   |   |   |   |   |   |   |   |   |    |     |    |                   |   |     |     |     |     |     | .05 | .08  | .01 |      |     |       | .01  | 1.05 |
| BELLEVUE               |                   |   |   |   |   |   |   |   |   |    |     |    |                   |   |     |     |     |     |     | .30 | .20  | .10 | .05  | .15 | .01   | .04  | .80  |
| BOLIVAR                |                   |   |   |   |   |   |   |   |   |    |     |    |                   |   |     |     |     |     |     |     |      |     |      |     |       | .70  |      |
| CAP AU GRIS L + D 25   |                   |   |   |   |   |   |   |   |   |    |     |    |                   |   |     |     |     |     |     |     |      |     |      |     |       | 1.55 |      |
| CASSVILLE RANGER STA   |                   |   |   |   |   |   |   |   |   |    |     |    |                   |   |     |     |     |     |     | .77 | .13  | .15 | .40  | .10 | .08   | .03  | .44  |
| CLARKSVILLE L + D 24   | //                |   |   |   |   |   |   |   |   |    |     |    |                   |   |     |     |     |     |     |     |      |     |      |     |       | .82  |      |
| CLEARWATER DAM         |                   |   |   |   |   |   |   |   |   |    |     |    |                   |   |     |     |     |     |     | .30 | .10  | .01 | .32  | .08 | .06   | .40  |      |
| CLINTON 1 NNW          |                   |   |   |   |   |   |   |   |   |    |     |    |                   |   |     |     |     |     |     | .30 | .10  |     | .34  | .17 | .06   | .05  | .82  |
| COLUMBIA WB AIRPORT    |                   |   |   |   |   |   |   |   |   |    |     |    |                   |   |     |     |     |     |     | .23 | .28  | .17 | .04  |     |       | .40  |      |
| DANVILLE 1 ENE         |                   |   |   |   |   |   |   |   |   |    |     |    |                   |   |     |     |     |     |     |     |      |     |      |     |       | .72  |      |
| DORA                   |                   |   |   |   |   |   |   |   |   |    |     |    |                   |   |     |     |     |     |     | .06 | .06  | .25 | .01  | .24 |       | .36  |      |
| DOWNING                |                   |   |   |   |   |   |   |   |   |    |     |    |                   |   |     |     |     |     |     | .04 | .01  | .09 |      |     |       | 1.22 |      |
| ELLINGTON              |                   |   |   |   |   |   |   |   |   |    |     |    |                   |   |     |     |     |     |     |     |      |     |      |     |       | .20  |      |
| ELM                    |                   |   |   |   |   |   |   |   |   |    |     |    |                   |   |     |     |     |     |     | .01 | .02  | .01 | .01  |     |       | .05  |      |
| ELM 4 NNW              |                   |   |   |   |   |   |   |   |   |    |     |    |                   |   |     |     |     |     |     | .04 | .01  |     |      |     |       | .04  |      |
| ELM 1 S                |                   |   |   |   |   |   |   |   |   |    |     |    |                   |   |     |     |     |     |     |     |      |     |      |     |       | .35  |      |
| ELSBERRY 4 MSW         |                   |   |   |   |   |   |   |   |   |    |     |    |                   |   |     |     |     |     |     |     |      |     |      |     |       | .68  |      |
| ELSBERRY 4 SW          |                   |   |   |   |   |   |   |   |   |    |     |    |                   |   |     |     |     |     |     |     |      |     |      |     |       | .96  |      |
| FARMINGTON 1 E         |                   |   |   |   |   |   |   |   |   |    |     |    |                   |   |     |     |     |     |     |     |      |     |      |     |       | .55  |      |
| FULTON 4 SW            |                   |   |   |   |   |   |   |   |   |    |     |    |                   |   |     |     |     |     |     | .03 | .31  | .20 | .01  | .25 | .10   | .02  | .60  |
| GOWER 2 N              |                   |   |   |   |   |   |   |   |   |    |     |    |                   |   |     |     |     |     |     |     |      |     |      |     |       | .62  |      |
| HAMDEN 2 NE            |                   |   |   |   |   |   |   |   |   |    |     |    |                   |   |     |     |     |     |     | .23 | .14  | .10 | .01  |     |       | .46  |      |
| HANNIBAL WATER WORKS   |                   |   |   |   |   |   |   |   |   |    |     |    |                   |   |     |     |     |     |     |     |      |     |      |     |       | .60  |      |
| HARRIS                 |                   |   |   |   |   |   |   |   |   |    |     |    |                   |   |     |     |     |     |     | .03 | .01  |     |      |     |       | .04  |      |
| HENRIETTA              |                   |   |   |   |   |   |   |   |   |    |     |    |                   |   |     |     |     |     |     | .06 | .02  |     |      |     |       | .08  |      |
| HIGBEE 7 S             |                   |   |   |   |   |   |   |   |   |    |     |    |                   |   |     |     |     |     |     | .02 | .60  | .30 | .36  | .02 |       | 1.90 |      |
| HIGH POINT 2 SW        |                   |   |   |   |   |   |   |   |   |    |     |    |                   |   |     |     |     |     |     | .35 | .35  | .25 | .02  |     |       | .97  |      |
| HORNERSVILLE           |                   |   |   |   |   |   |   |   |   |    |     |    |                   |   |     |     |     |     |     |     |      |     |      |     |       | .44  |      |
| JEFF CITY LINCOLN UNIV |                   |   |   |   |   |   |   |   |   |    |     |    |                   |   |     |     |     |     |     | .04 | .28  | .22 |      |     |       | .54  |      |
| JEWETT 7 E             |                   |   |   |   |   |   |   |   |   |    |     |    |                   |   |     |     |     |     |     |     |      |     |      |     |       | 1.19 |      |
| KANSAS CITY WB AIRPORT |                   |   |   |   |   |   |   |   |   |    |     |    |                   |   |     |     |     |     |     | .01 |      |     |      |     |       | .01  |      |
| K C SHORE PARK         |                   |   |   |   |   |   |   |   |   |    |     |    |                   |   |     |     |     |     |     | .02 | .01  |     |      |     |       | .03  |      |
| KANSAS CITY UNIV       |                   |   |   |   |   |   |   |   |   |    |     |    |                   |   |     |     |     |     |     |     |      |     |      |     |       | .02  |      |
| KIRKSVILLE CAA AP      |                   |   |   |   |   |   |   |   |   |    |     |    |                   |   |     |     |     |     |     | .20 | .14  | .02 | .08  | .01 |       | .45  |      |
| LAKESIDE               |                   |   |   |   |   |   |   |   |   |    |     |    |                   |   |     |     |     |     |     | .12 | .39  | .69 | .07  |     |       | 1.27 |      |
| LEBANON                |                   |   |   |   |   |   |   |   |   |    |     |    |                   |   |     |     |     |     |     | .03 | .52  | .20 | .09  | .01 | .05   | .90  |      |
| LEES SUMMIT 1 N        |                   |   |   |   |   |   |   |   |   |    |     |    |                   |   |     |     |     |     |     | .04 | .01  |     |      |     |       | .05  |      |
| LITNEUS 2 S            |                   |   |   |   |   |   |   |   |   |    |     |    |                   |   |     |     |     |     |     | .11 | .06  | .09 |      |     |       | .26  |      |
| LIVONIA                |                   |   |   |   |   |   |   |   |   |    |     |    |                   |   |     |     |     |     |     | .01 | .03  | .01 |      |     |       | .05  |      |
| LOCKWOOD               |                   |   |   |   |   |   |   |   |   |    |     |    |                   |   |     |     |     |     |     | .20 | .22  | .08 | .14  | .08 |       | .72  |      |
| LUCERNE                |                   |   |   |   |   |   |   |   |   |    |     |    |                   |   |     |     |     |     |     | .06 |      |     |      |     |       | .06  |      |
| MACON                  |                   |   |   |   |   |   |   |   |   |    |     |    |                   |   |     |     |     |     |     | .05 | .30  | .15 | .05  | .10 | .17   | .13  | .65  |
| WALDEN 3 N             |                   |   |   |   |   |   |   |   |   |    |     |    |                   |   |     |     |     |     |     |     |      |     |      |     |       | .30  |      |
| MARSHALL               |                   |   |   |   |   |   |   |   |   |    |     |    |                   |   |     |     |     |     |     | .20 | .28  | .01 |      |     |       | .40  |      |
| MARSHFIELD             |                   |   |   |   |   |   |   |   |   |    |     |    |                   |   |     |     |     |     |     | .70 | .45  | .15 | .02  | .11 | .02   | 1.45 |      |
| MARYVILLE 7 NNW        |                   |   |   |   |   |   |   |   |   |    |     |    |                   |   |     |     |     |     |     |     |      |     |      |     |       | .65  |      |
| MC CREDIE 2 W          |                   |   |   |   |   |   |   |   |   |    |     |    |                   |   |     |     |     |     |     | .04 | .15  | .45 | .03  |     |       | .67  |      |
| MC CREDIE EXP STA      |                   |   |   |   |   |   |   |   |   |    |     |    |                   |   |     |     |     |     |     | .05 | .14  | .44 | .02  |     |       | .65  |      |
| MIDDLETOWN 5 ENE       |                   |   |   |   |   |   |   |   |   |    |     |    |                   |   |     |     |     |     |     |     |      |     |      |     |       | .41  |      |
| MILLER 2 SE            |                   |   |   |   |   |   |   |   |   |    |     |    |                   |   |     |     |     |     |     | .18 | .23  | .09 | .20  | .13 |       | .83  |      |
| MOBERLY RADIO KNCM     |                   |   |   |   |   |   |   |   |   |    |     |    |                   |   |     |     |     |     |     | .01 | .60  | .29 | .18  | .02 |       | 1.10 |      |
| MORA                   |                   |   |   |   |   |   |   |   |   |    |     |    |                   |   |     |     |     |     |     | .36 | .33  | .05 |      |     |       | .76  |      |
| MOUNTAIN GROVE 2 N     |                   |   |   |   |   |   |   |   |   |    |     |    |                   |   |     |     |     |     |     | .05 | 1.33 | .02 |      | .16 | .02   | 1.58 |      |
| NEVADA SEWAGE PL       |                   |   |   |   |   |   |   |   |   |    |     |    |                   |   |     |     |     |     |     | .10 | .08  |     |      |     |       | .18  |      |
| OSCEOLA 3 NE           |                   |   |   |   |   |   |   |   |   |    |     |    |                   |   |     |     |     |     |     | .40 | .17  | .08 | .01  | .01 |       | .67  |      |
| OWENSVILLE             |                   |   |   |   |   |   |   |   |   |    |     |    |                   |   |     |     |     |     |     |     |      |     |      |     |       | .65  |      |
| POTOSI 2 S             |                   |   |   |   |   |   |   |   |   |    |     |    |                   |   |     |     |     |     |     | .02 |      | .01 | .53  | .10 | .01   | .65  |      |
| RICHMOND 7 N           |                   |   |   |   |   |   |   |   |   |    |     |    |                   |   |     |     |     |     |     |     |      |     |      |     |       | .65  |      |
| RICHWOODS              |                   |   |   |   |   |   |   |   |   |    |     |    |                   |   |     |     |     |     |     | .02 |      | .05 | .59  | .01 |       | .02  |      |
| ROBY                   |                   |   |   |   |   |   |   |   |   |    |     |    |                   |   |     |     |     |     |     | .14 | .81  | .10 | .18  | .06 |       | .76  |      |
| ROGERSVILLE 1 ENE      |                   |   |   |   |   |   |   |   |   |    |     |    |                   |   |     |     |     |     |     | .15 | 1.21 | .14 | .09  | .18 | .03   | .02  | 1.11 |
| ROLLA SCHOOL OF MINES  |                   |   |   |   |   |   |   |   |   |    |     |    |                   |   |     |     |     |     |     |     |      |     |      |     |       | 1.94 |      |
| ROLLA 3 W              |                   |   |   |   |   |   |   |   |   |    |     |    |                   |   |     |     |     |     |     |     |      |     |      |     |       | .72  |      |
| ROLLA 4 SE             |                   |   |   |   |   |   |   |   |   |    |     |    |                   |   |     |     |     |     |     |     |      |     |      |     |       | .56  |      |
| ST JAMES 3 NW          |                   |   |   |   |   |   |   |   |   |    |     |    |                   |   |     |     |     |     |     |     |      |     |      |     |       | .98  |      |
| ST LOUIS WB AP         |                   |   |   |   |   |   |   |   |   |    |     |    |                   |   |     |     |     |     |     | .25 | .70  | .10 |      |     |       | 1.05 |      |
| ST LOUIS WB CITY       |                   |   |   |   |   |   |   |   |   |    |     |    |                   |   |     |     |     |     |     |     |      |     |      |     |       | .35  |      |
| ST LOUIS WASH UNIV     |                   |   |   |   |   |   |   |   |   |    |     |    |                   |   |     |     |     |     |     |     |      |     |      |     |       | .50  |      |
| SALEM                  |                   |   |   |   |   |   |   |   |   |    |     |    |                   |   |     |     |     |     |     |     |      |     |      |     |       | 1.27 |      |
| SENECA                 |                   |   |   |   |   |   |   |   |   |    |     |    |                   |   |     |     |     |     |     | .24 | .28  | .20 | .23  | .04 |       | .99  |      |
| SPEED 2 NNW            |                   |   |   |   |   |   |   |   |   |    |     |    |                   |   |     |     |     |     |     | .35 | .35  | .38 | .02  |     |       | 1.10 |      |
| SPRING CITY            |                   |   |   |   |   |   |   |   |   |    |     |    |                   |   |     |     |     |     |     | .25 | .25  | .22 | .25  | .03 | .01   | 1.01 |      |
| SPRINGFIELD WB AP      |                   |   |   |   |   |   |   |   |   |    |     |    |                   |   |     |     |     |     |     | .77 | .22  | .08 | .04  | .24 | .0    |      |      |



HOURLY PRECIPITATION

| Station                | A. M. Hour Ending |     |     |     |     |     |     |     |     |     |     |     | P. M. Hour Ending |     |     |     |     |     |     |   |   |     |    |    | Total |     |  |
|------------------------|-------------------|-----|-----|-----|-----|-----|-----|-----|-----|-----|-----|-----|-------------------|-----|-----|-----|-----|-----|-----|---|---|-----|----|----|-------|-----|--|
|                        | 1                 | 2   | 3   | 4   | 5   | 6   | 7   | 8   | 9   | 10  | 11  | 12  | 1                 | 2   | 3   | 4   | 5   | 6   | 7   | 8 | 9 | 10  | 11 | 12 |       |     |  |
| OWENSVILLE             |                   |     |     |     |     |     |     | .30 | .01 | .01 | .01 | .01 | .01               |     |     |     |     |     | .05 |   |   |     |    |    | .05   |     |  |
| PATTONSBURG            |                   |     |     |     |     |     |     |     |     |     |     |     |                   |     |     |     |     |     |     |   |   |     |    |    |       | .35 |  |
| POTOSI 2 S             |                   |     |     |     |     |     |     |     |     |     |     |     |                   |     |     |     |     |     |     |   |   |     |    |    |       | .15 |  |
| RICHMOND 7 N           |                   |     |     |     |     |     |     |     |     |     | .01 | .03 | .01               |     |     |     |     |     |     |   |   |     |    |    | .05   |     |  |
| RICHMONDS              |                   |     |     |     |     |     |     |     |     |     |     |     |                   |     |     |     |     |     |     |   |   |     |    |    | .06   |     |  |
| RIDGEWAY 1 SE          |                   |     |     |     |     |     |     | .25 | .02 | .02 | .06 | .17 |                   |     |     |     |     |     |     |   |   |     |    |    | .55   |     |  |
| ROBY                   |                   |     |     |     |     |     |     |     | .01 | .01 | .03 | .01 |                   |     |     |     |     |     |     |   |   |     |    |    | .21   |     |  |
| ROGERSVILLE 1 ENE      |                   |     |     |     |     | .23 | .18 | .08 | .01 |     |     |     |                   |     |     |     |     |     |     |   |   |     |    |    | .60   |     |  |
| ROLLA SCHOOL OF MINES  |                   |     |     |     |     |     |     |     |     |     |     |     |                   |     |     |     |     |     |     |   |   |     |    |    | .22   |     |  |
| ROLLA 5 SE             |                   |     |     |     |     |     |     |     |     |     |     |     | .01               |     |     |     |     |     |     |   |   |     |    |    | .04   |     |  |
| ROLLA 3 W              |                   |     |     |     |     |     |     |     |     |     |     |     | .02               |     |     |     |     |     |     |   |   |     |    |    | .49   |     |  |
| ROLLA 4 SE             |                   |     |     |     |     |     |     |     |     |     |     |     | .03               |     |     |     |     |     |     |   |   |     |    |    | .09   |     |  |
| ST JAMES 3 NW          |                   |     |     |     |     |     |     |     |     |     |     |     | .02               |     |     |     |     |     |     |   |   |     |    |    | .24   |     |  |
| ST LOUIS WB AP         |                   |     |     |     |     |     |     |     |     |     |     |     | .02               |     |     |     |     |     |     |   |   |     |    |    | .30   |     |  |
| ST LOUIS WB CITY       |                   |     |     |     |     |     |     |     |     |     |     |     |                   |     |     |     |     |     |     |   |   |     |    |    | .06   |     |  |
| ST LOUIS WASH UNIV     |                   |     |     |     |     |     |     |     |     |     |     |     |                   |     |     |     |     |     |     |   |   |     |    |    | .11   |     |  |
| SALEM                  |                   |     |     |     |     |     |     |     |     |     |     |     |                   |     |     |     |     |     |     |   |   |     |    |    | .63   |     |  |
| SENECA                 |                   |     |     |     |     | .03 |     |     |     |     |     |     |                   |     |     |     |     |     |     |   |   |     |    |    | .03   |     |  |
| SKIDMORE               | .01               | .01 | .03 |     |     | .17 | .04 | .03 |     |     |     |     |                   |     |     |     |     |     |     |   |   |     |    |    | .29   |     |  |
| SPEED 2 MNW            |                   |     |     |     |     |     |     |     |     |     |     |     |                   |     |     |     |     |     |     |   |   |     |    |    | .24   |     |  |
| SPRING CITY            |                   |     | .05 |     | .01 | .02 | .01 |     |     |     |     |     | .21               |     | .01 | .02 |     |     |     |   |   |     |    |    | .11   |     |  |
| SPRINGFIELD WB AP      | //                | .03 | .07 | .02 | .02 | .19 | .09 |     |     |     |     |     |                   |     |     |     |     |     |     |   |   |     |    |    | .43   |     |  |
| STEELEVILLE            |                   |     |     |     |     |     |     |     |     |     |     |     |                   |     |     |     |     |     |     |   |   |     |    |    | .02   |     |  |
| STEFFENVILLE           |                   |     |     |     |     |     |     |     |     |     |     |     |                   |     | .01 | .05 | .02 | .04 |     |   |   | .02 |    |    | .22   |     |  |
| STET A SSE             |                   |     |     |     |     |     |     |     |     |     |     |     |                   |     | .06 | .01 | .02 | .01 |     |   |   |     |    |    | .10   |     |  |
| TARKIO                 |                   |     |     | .01 |     |     |     |     |     |     |     |     |                   |     |     |     |     |     |     |   |   |     |    |    | .40   |     |  |
| TRENTON                |                   |     |     |     |     |     |     |     |     |     |     |     |                   |     |     |     |     |     |     |   |   |     |    |    | .01   |     |  |
| TYRONE 2 MNW           |                   |     |     |     |     |     |     |     |     |     | .11 |     | .03               | .01 | .04 |     |     |     |     |   |   |     |    |    | .37   |     |  |
| VICHY 2 SE             |                   |     |     |     |     |     |     |     |     |     |     |     |                   |     |     |     |     |     |     |   |   |     |    |    | .47   |     |  |
| VIENNA 3 NW            |                   |     |     |     |     |     |     |     |     |     |     |     |                   |     |     |     |     |     |     |   |   |     |    |    | .06   |     |  |
| WARRENSBURG            |                   |     |     |     |     | .02 | .03 | .01 |     |     |     |     |                   |     |     |     |     |     |     |   |   |     |    |    | .64   |     |  |
| WASOLA                 |                   |     |     |     |     |     |     |     |     |     |     |     |                   |     |     |     |     |     |     |   |   |     |    |    | .15   |     |  |
| WEST PLAINS            |                   |     |     |     |     |     |     |     |     |     |     |     |                   |     |     |     |     |     |     |   |   |     |    |    | .09   |     |  |
| WILLOW SPRINGS FOR SER |                   |     |     |     |     |     |     |     |     |     |     |     |                   |     |     |     |     |     |     |   |   |     |    |    | .05   |     |  |
| -31st-                 |                   |     |     |     |     |     |     |     |     |     |     |     |                   |     |     |     |     |     |     |   |   |     |    |    |       |     |  |
| ALTON                  |                   |     |     |     |     |     |     |     |     |     |     |     |                   |     |     |     |     |     |     |   |   |     |    |    | .05   |     |  |
| ASHTON 1 W             |                   |     |     |     |     |     |     |     |     |     |     |     |                   |     |     |     |     |     |     |   |   |     |    |    | .16   |     |  |
| BELLEVIEW              |                   |     |     |     |     |     |     |     |     |     |     | .01 | .02               |     |     |     |     |     |     |   |   |     |    |    | .05   |     |  |
| CASSVILLE RANGER STA   |                   |     |     |     |     |     |     |     |     |     |     |     |                   |     |     |     |     |     |     |   |   |     |    |    | .09   |     |  |
| CLINTON 1 MNW          |                   |     |     |     |     |     |     |     |     |     |     |     |                   |     |     |     |     |     |     |   |   |     |    |    | .08   |     |  |
| DANVILLE 1 ENE         |                   |     |     |     |     | .07 | .01 |     |     |     |     |     |                   |     |     |     |     |     |     |   |   |     |    |    | 1.04  |     |  |
| DORA                   |                   |     |     |     |     |     |     |     |     |     |     |     |                   |     |     |     |     |     |     |   |   |     |    |    | .25   |     |  |
| ELLINGTON              |                   |     |     |     |     |     |     |     |     |     |     |     |                   |     |     |     |     |     |     |   |   |     |    |    | .07   |     |  |
| ELM 4 MNW              |                   |     |     |     |     |     |     |     |     |     |     |     |                   |     |     |     |     |     |     |   |   |     |    |    | .04   |     |  |
| ELSBERRY 4 WSW         |                   |     |     |     |     |     |     |     |     |     |     |     |                   |     |     |     |     |     |     |   |   |     |    |    | .22   |     |  |
| ELSBERRY 4 SW          |                   |     |     |     |     |     | .02 |     |     |     |     |     |                   |     |     |     |     |     |     |   |   |     |    |    | .04   |     |  |
| EMINENCE 3 NNW         |                   |     |     |     |     |     |     |     |     |     |     |     |                   |     |     |     |     |     |     |   |   |     |    |    | .04   |     |  |
| FORSYTH                |                   |     |     |     |     |     |     |     |     |     |     |     |                   |     |     |     |     |     |     |   |   |     |    |    | .22   |     |  |
| GOWER 2 N              |                   |     |     |     |     |     |     |     |     |     |     |     |                   |     |     |     |     |     |     |   |   |     |    |    | .16   |     |  |
| GRANT CITY             |                   |     |     |     |     |     |     |     |     |     |     |     |                   |     |     |     |     |     |     |   |   |     |    |    | .32   |     |  |
| HENRIETTA              |                   |     |     |     |     |     |     |     |     |     |     |     |                   |     |     |     |     |     |     |   |   |     |    |    | .40   |     |  |
| HIGH POINT 2 SW        |                   |     |     |     |     |     |     |     |     |     |     |     |                   |     |     |     |     |     |     |   |   |     |    |    | .30   |     |  |
| JEFF CITY LINCOLN UNIV |                   |     |     |     |     |     |     |     |     |     |     |     |                   |     |     |     |     |     |     |   |   |     |    |    | .07   |     |  |
| K C SNOPE PARK         |                   |     |     |     |     |     |     |     |     |     |     |     |                   |     |     |     |     |     |     |   |   |     |    |    | .34   |     |  |
| KANSAS CITY UNIV       |                   |     |     |     |     |     |     |     |     |     |     |     |                   |     |     |     |     |     |     |   |   |     |    |    | .06   |     |  |
| KIRKSVILLE CAA AP      |                   |     |     |     |     |     |     |     |     |     |     |     |                   |     |     |     |     |     |     |   |   |     |    |    | .23   |     |  |
| LAKESIDE               |                   |     |     |     |     |     |     |     |     |     |     |     |                   |     |     |     |     |     |     |   |   |     |    |    | .02   |     |  |
| MACON                  |                   |     |     |     |     |     |     |     |     |     |     |     |                   |     |     |     |     |     |     |   |   |     |    |    | .01   |     |  |
| MC CREDIE EXP STA      |                   |     |     |     |     |     |     |     |     |     |     |     |                   |     |     |     |     |     |     |   |   |     |    |    | .03   |     |  |
| MOUNTAIN GROVE 2 N     |                   |     |     |     |     |     |     |     |     |     |     |     |                   |     |     |     |     |     |     |   |   |     |    |    | 1.94  |     |  |
| NEVADA SEWAGE PL       |                   |     |     |     |     |     |     |     |     |     |     |     |                   |     |     |     |     |     |     |   |   |     |    |    | .07   |     |  |
| OSCEOLA 3 NE           |                   |     |     |     |     |     |     |     |     |     |     |     |                   |     |     |     |     |     |     |   |   |     |    |    | .31   |     |  |
| PERRY                  |                   |     |     |     |     |     |     |     |     |     |     |     |                   |     |     |     |     |     |     |   |   |     |    |    | .07   |     |  |
| POTOSI 2 S             |                   |     |     |     |     |     |     |     |     |     |     |     |                   |     |     |     |     |     |     |   |   |     |    |    | .42   |     |  |
| RICHMONDS              |                   |     |     |     |     |     |     |     |     |     |     |     |                   |     |     |     |     |     |     |   |   |     |    |    | .85   |     |  |
| RIDGEWAY 1 SE          |                   |     |     |     |     |     |     |     |     |     |     |     |                   |     |     |     |     |     |     |   |   |     |    |    | .28   |     |  |
| ROBY                   |                   |     |     |     |     |     |     |     |     |     |     |     |                   |     |     |     |     |     |     |   |   |     |    |    | .34   |     |  |
| ROLLA SCHOOL OF MINES  |                   |     |     |     |     |     |     |     |     |     |     |     |                   |     |     |     |     |     |     |   |   |     |    |    | .36   |     |  |
| ROLLA 5 SE             |                   |     |     |     |     |     |     |     |     |     |     |     |                   |     |     |     |     |     |     |   |   |     |    |    | .08   |     |  |
| ROLLA 3 W              |                   |     |     |     |     |     |     |     |     |     |     |     |                   |     |     |     |     |     |     |   |   |     |    |    | .28   |     |  |
| ROLLA 4 SE             |                   |     |     |     |     |     |     |     |     |     |     |     |                   |     |     |     |     |     |     |   |   |     |    |    | .60   |     |  |
| ST JAMES 3 NW          |                   |     |     |     |     |     |     |     |     |     |     |     |                   |     |     |     |     |     |     |   |   |     |    |    | .52   |     |  |
| SAINT JOSEPH WB AP     |                   |     |     |     |     |     |     |     |     |     |     |     |                   |     |     |     |     |     |     |   |   |     |    |    | .05   |     |  |
| ST LOUIS WB AP         |                   |     |     |     |     |     |     |     |     |     |     |     |                   |     |     |     |     |     |     |   |   |     |    |    | .33   |     |  |
| ST LOUIS WB CITY       |                   |     |     |     |     |     |     |     |     |     |     |     |                   |     |     |     |     |     |     |   |   |     |    |    | 1.61  |     |  |
| ST LOUIS WASH UNIV     |                   |     |     |     |     |     |     |     |     |     |     |     |                   |     |     |     |     |     |     |   |   |     |    |    | 1.87  |     |  |
| SENECA                 |                   |     |     |     |     |     |     |     |     |     |     |     |                   |     |     |     |     |     |     |   |   |     |    |    | .04   |     |  |
| SPRING CITY            |                   |     |     |     |     |     |     |     |     |     |     |     |                   |     |     |     |     |     |     |   |   |     |    |    | .46   |     |  |
| STANBERRY              |                   |     |     |     |     |     |     |     |     |     |     |     |                   |     |     |     |     |     |     |   |   |     |    |    | .68   |     |  |
| STEELEVILLE            |                   |     |     |     |     |     |     |     |     |     |     |     |                   |     |     |     |     |     |     |   |   |     |    |    | .05   |     |  |
| STEFFENVILLE           |                   |     |     |     |     |     |     |     |     |     |     |     |                   |     |     |     |     |     |     |   |   |     |    |    | .10   |     |  |
| SULLIVAN 3 E           |                   |     |     |     |     |     |     |     |     |     |     |     |                   |     |     |     |     |     |     |   |   |     |    |    | .73   |     |  |
| TABLE ROCK DAM         |                   |     |     |     |     |     |     |     |     |     |     |     |                   |     |     |     |     |     |     |   |   |     |    |    | .37   |     |  |
| TRENTON                |                   |     |     |     |     |     |     |     |     |     |     |     |                   |     |     |     |     |     |     |   |   |     |    |    | .03   |     |  |
| TYRONE 2 MNW           |                   |     |     |     |     |     |     |     |     |     |     |     |                   |     |     |     |     |     |     |   |   |     |    |    | .50   |     |  |
| VICHY 2 SE             |                   |     |     |     |     |     |     |     |     |     |     |     |                   |     |     |     |     |     |     |   |   |     |    |    | .38   |     |  |
| VILLA RIDGE 2 NW       |                   |     |     |     |     |     |     |     |     |     |     |     |                   |     |     |     |     |     |     |   |   |     |    |    | .18   |     |  |
| WASHINGTON 3 S         |                   |     |     |     |     |     |     |     |     |     |     |     |                   |     |     |     |     |     |     |   |   |     |    |    | .23   |     |  |
| WASOLA                 |                   |     |     |     |     |     |     |     |     |     |     |     |                   |     |     |     |     |     |     |   |   |     |    |    | .87   |     |  |
| WEST PLAINS            |                   |     |     |     |     |     |     |     |     |     |     |     |                   |     |     |     |     |     |     |   |   |     |    |    | .15   |     |  |
| WILLOW SPRINGS FOR SER |                   |     |     |     |     |     |     |     |     |     |     |     |                   |     |     |     |     |     |     |   |   |     |    |    | .76   |     |  |

















# HOURLY PRECIPITATION

| Station               | A. M. Hour Ending |      |     |     |     |     |     |     |     |     |     |     | P. M. Hour Ending |     |      |     |     |     |     |     |     |     |     |     | Total |      |  |
|-----------------------|-------------------|------|-----|-----|-----|-----|-----|-----|-----|-----|-----|-----|-------------------|-----|------|-----|-----|-----|-----|-----|-----|-----|-----|-----|-------|------|--|
|                       | 1                 | 2    | 3   | 4   | 5   | 6   | 7   | 8   | 9   | 10  | 11  | 12  | 1                 | 2   | 3    | 4   | 5   | 6   | 7   | 8   | 9   | 10  | 11  | 12  |       |      |  |
| HULAH DAM             |                   |      | .01 | .01 |     |     | .02 |     |     |     |     |     |                   |     |      |     |     |     |     |     |     |     |     |     | .04   |      |  |
| KINGSTON              | .58               | .07  | .06 | .08 | .01 |     |     | .52 | .24 | .07 | .25 | .16 |                   |     |      |     |     |     |     |     |     |     |     |     | 2.04  |      |  |
| MC ALESTER 4 W        | .55               | .21  | .03 |     |     |     | .01 | .01 | .16 | .16 | .01 | .01 | .01               | .01 |      |     |     |     |     |     |     |     |     |     | 1.15  |      |  |
| MUSKOGEE              | 1.14              | 1.70 | .15 | .01 |     |     |     |     |     |     |     |     |                   |     |      |     |     |     |     |     |     |     |     |     | 3.00  |      |  |
| NINNEKAH              | .01               | .01  | .02 |     |     |     |     |     |     |     |     |     |                   |     |      |     |     |     |     |     |     |     |     |     | .04   |      |  |
| OILTON 2 SE           | .04               |      |     |     |     |     |     |     |     |     |     |     |                   |     |      |     |     |     |     |     |     |     |     |     | .04   |      |  |
| OKEMAH                | 1.47              | .10  |     |     | .01 | .02 |     | .01 | .09 |     |     |     |                   |     |      |     |     |     |     |     |     |     |     |     | 1.64  |      |  |
| OLOGAH DAM            | .05               | .15  |     | .02 |     |     |     | .01 | .06 |     |     |     |                   |     |      |     |     |     |     |     |     |     |     |     | .07   |      |  |
| PAOLI 1 NW            | .40               | .04  |     |     |     |     |     |     |     |     |     |     |                   |     |      |     |     |     |     |     |     |     |     |     | .60   |      |  |
| PAWUSKA               | .20               | .20  | .24 | .16 |     |     |     |     |     |     |     |     |                   |     |      |     |     |     |     |     |     |     |     |     | .80   |      |  |
| QUAPAN                |                   |      |     |     |     |     |     |     |     |     |     |     |                   |     |      |     |     |     |     |     |     |     |     |     | .83   |      |  |
| ROFF                  | .18               | .07  | .01 | .02 |     |     |     | .38 | .15 | .02 |     |     |                   |     |      |     |     |     |     |     |     |     |     |     | 1.39  |      |  |
| ROSE                  | .23               | .89  | .21 | .03 | .01 |     |     |     |     |     |     |     |                   |     |      |     |     |     |     |     |     |     |     |     | .41   |      |  |
| SNOMAC                | .19               | .04  |     |     |     |     |     | .09 | .08 | .01 |     |     |                   |     |      |     |     |     |     |     |     |     |     |     | 1.20  |      |  |
| STIGLER               |                   | .09  | .18 | .08 |     |     |     |     |     |     | .17 | .08 |                   |     |      |     |     |     |     |     |     |     |     |     | 1.63  |      |  |
| TENKILLER FERRY DAM   |                   | 1.19 | .18 | .02 |     |     |     | .01 |     |     | .15 | .08 |                   |     |      |     |     |     |     |     |     |     |     |     | .49   |      |  |
| TULSA WB AP           | //                | .25  | .20 | .04 |     |     |     |     |     |     |     |     |                   |     |      |     |     |     | .01 |     | .01 |     | .05 |     | 2.22  |      |  |
| TUSKAHOMA             |                   | .65  | .15 | .09 | .14 | .15 | .02 | .01 | .02 | .47 | .45 |     |                   |     |      |     |     |     |     |     |     |     |     |     | .01   |      |  |
| WEST BRANCH           |                   | .01  |     |     |     |     |     |     |     |     |     |     |                   |     |      |     |     |     |     |     |     |     |     |     |       |      |  |
| -26th-                |                   |      |     |     |     |     |     |     |     |     |     |     |                   |     |      |     |     |     |     |     |     |     |     |     |       |      |  |
| ANTLERS               | *                 | *    | *   | *   | *   |     |     |     |     |     |     |     |                   |     |      |     |     |     |     |     |     |     |     |     |       | *    |  |
| CARTER TOWER          | //                | .74  | .06 |     | .06 |     | .02 | .02 |     |     |     |     |                   |     |      |     |     |     | .11 | .09 | .02 |     |     |     | .90   |      |  |
| EVA                   | //                |      |     |     |     |     |     |     |     |     |     |     |                   |     |      |     |     |     |     |     |     |     |     |     | .11   |      |  |
| GOODWELL              | //                |      |     |     |     |     |     |     |     |     |     |     |                   |     |      |     |     |     |     |     |     |     |     |     | .92   |      |  |
| HUGO                  |                   | .80  | .10 | .01 |     | .01 |     |     |     |     |     |     |                   |     |      |     |     |     |     |     |     |     |     |     |       |      |  |
| -27th-                |                   |      |     |     |     |     |     |     |     |     |     |     |                   |     |      |     |     |     |     |     |     |     |     |     |       |      |  |
| BOISE CITY            | //                |      |     |     |     |     |     |     |     |     |     |     |                   |     |      |     |     | .38 | .61 | .02 |     |     |     |     | .63   |      |  |
| EVA                   | //                |      |     |     |     |     |     |     |     |     |     |     |                   |     |      |     |     |     | .12 | .37 | .15 | .11 | .10 | .02 | .50   |      |  |
| GOODWELL              | //                |      |     |     |     |     |     |     |     |     |     |     |                   |     |      |     |     |     |     | .03 |     |     |     |     | .52   |      |  |
| RANGE                 | //                |      |     |     |     |     |     |     |     |     |     |     |                   |     |      |     |     |     |     |     |     |     |     |     | .26   |      |  |
| -28th-                |                   |      |     |     |     |     |     |     |     |     |     |     |                   |     |      |     |     |     |     |     |     |     |     |     |       |      |  |
| EUFULA DAM            |                   |      |     |     |     |     |     |     |     |     |     |     |                   |     |      |     |     |     |     |     |     |     |     |     |       | .08  |  |
| HULAH DAM             |                   |      |     |     |     |     |     |     |     |     |     |     |                   |     |      |     |     |     |     |     |     |     |     |     |       | .05  |  |
| OKEMAH                |                   |      |     |     |     |     |     |     |     |     |     |     |                   |     |      |     |     |     |     |     |     |     |     |     |       |      |  |
| -29th-                |                   |      |     |     |     |     |     |     |     |     |     |     |                   |     |      |     |     |     |     |     |     |     |     |     |       |      |  |
| ADAIR 5 SW            |                   |      |     |     |     |     |     | .04 |     |     |     |     | .17               | .22 | .01  |     |     |     |     |     |     |     |     |     |       | .44  |  |
| AMES                  |                   |      |     |     |     |     |     |     |     |     |     |     |                   |     |      |     |     |     |     |     |     |     |     |     |       | .25  |  |
| ANTHON                | //                |      |     |     |     |     |     |     |     |     |     |     |                   |     |      |     |     |     |     |     |     | .02 | .11 | .02 | .15   |      |  |
| BENGAL                | //                |      |     |     |     |     |     |     |     |     |     |     |                   |     |      |     |     |     | .21 | .04 | .02 |     |     |     | .09   |      |  |
| BOISE CITY            | //                |      |     |     |     |     |     |     |     |     |     |     |                   |     |      |     |     |     | .12 | .01 |     |     |     |     | .27   |      |  |
| EUFULA DAM            | //                |      |     |     |     |     |     |     |     |     |     |     |                   |     |      |     |     |     |     |     | .02 | .06 | .03 |     | .13   |      |  |
| EVA                   | //                |      |     |     |     |     |     |     |     |     |     |     |                   |     |      |     |     |     |     |     |     |     |     |     | .11   |      |  |
| FORT GIBSON DAM       | //                |      |     |     |     |     |     |     |     |     |     |     |                   |     |      |     |     |     |     |     |     |     |     |     | 1.61  |      |  |
| FORT SUPPLY DAM       | //                |      |     |     |     |     |     |     |     |     |     |     |                   |     |      |     |     |     |     |     |     |     |     |     | .29   |      |  |
| GREAT SALT PLAINS DAM | //                |      |     |     |     |     |     |     |     |     |     |     |                   |     |      |     |     |     |     |     |     |     | .72 | .26 | .08   |      |  |
| HEAVENER EXP FARM     |                   |      |     |     |     |     |     |     |     |     |     |     |                   |     |      |     |     |     |     |     |     |     |     |     | .11   |      |  |
| HULAH DAM             |                   |      |     |     |     |     |     |     |     |     |     |     |                   |     |      |     |     |     |     |     |     |     |     |     | .13   |      |  |
| MUSKOGEE              |                   |      |     |     |     |     |     |     |     |     |     |     |                   |     |      |     |     |     |     |     |     |     |     |     | 1.35  |      |  |
| NOWATA                |                   |      |     |     |     |     |     |     |     |     |     |     |                   |     |      |     |     |     |     |     |     |     |     |     | *     |      |  |
| OKEMAH                |                   |      |     |     |     |     |     |     |     |     |     |     |                   |     |      |     |     |     |     |     |     |     |     |     | 1.00  |      |  |
| OLOGAH DAM            |                   |      |     |     |     |     |     |     |     |     |     |     |                   |     |      |     |     |     |     |     |     |     |     |     | .19   |      |  |
| ORLANDO 3 E           |                   |      |     |     |     |     |     |     |     |     |     |     |                   |     |      |     |     |     |     |     |     |     |     |     | .06   |      |  |
| PAWUSKA               |                   |      |     |     |     |     |     |     |     |     |     |     |                   |     |      |     |     |     |     |     |     |     |     |     | .24   |      |  |
| PONCA CITY            |                   |      |     |     |     |     |     |     |     |     |     |     |                   |     |      |     |     |     |     |     |     |     |     |     | .89   |      |  |
| QUAPAN                |                   |      |     | .02 | .02 | .08 | .08 | .01 | .01 | .04 | .06 | .43 | .07               | .06 | .01  | .03 |     |     |     |     |     |     |     |     | .03   |      |  |
| ROSE                  |                   |      |     |     |     |     |     |     |     |     |     |     |                   |     |      |     |     |     |     |     |     |     |     |     | *     |      |  |
| SEILING               |                   |      |     |     |     |     |     |     |     |     |     |     |                   |     |      |     |     |     |     |     |     |     |     |     | .46   |      |  |
| SHATTUCK              | //                |      |     |     |     |     |     |     |     |     |     |     |                   |     |      |     |     |     |     |     |     |     |     |     | .04   |      |  |
| STIGLER               | //                |      |     |     |     |     |     |     |     |     |     |     |                   |     |      |     |     |     |     |     |     |     |     |     | .50   |      |  |
| TENKILLER FERRY DAM   | //                |      |     |     |     |     |     |     |     |     |     |     |                   |     |      |     |     |     |     |     |     |     |     |     | .18   |      |  |
| TULSA WB AP           | //                |      |     |     |     |     |     |     |     |     |     |     |                   |     |      |     |     |     |     |     |     |     |     |     |       |      |  |
| WAYNOKA               | //                |      |     |     |     |     |     |     |     |     |     |     |                   |     |      |     |     |     |     |     |     |     |     |     | .36   |      |  |
| WOODWARD FIELD STA    |                   |      |     |     |     |     |     |     |     |     |     |     |                   |     |      |     |     |     |     |     |     |     |     |     |       |      |  |
| -30th-                |                   |      |     |     |     |     |     |     |     |     |     |     |                   |     |      |     |     |     |     |     |     |     |     |     |       |      |  |
| ALTUS 7 NE            |                   |      |     |     |     |     |     |     |     |     |     |     |                   |     |      |     |     |     |     |     |     |     |     |     |       | .06  |  |
| AMES                  |                   | .03  | .04 | .01 |     |     | .12 | .70 | .30 | .05 |     |     |                   |     |      |     |     |     |     |     |     |     |     |     |       | 1.25 |  |
| ANTHON                | //                | .67  | .13 |     |     |     |     |     |     |     |     |     |                   |     |      |     |     |     |     |     |     |     |     |     | .80   |      |  |
| ANTLERS               |                   |      |     |     |     |     |     |     |     |     |     |     |                   |     |      |     |     |     |     |     |     |     |     |     | .75   |      |  |
| ARDMORE CAA AP        |                   |      |     |     |     |     |     |     |     |     |     |     |                   |     |      |     |     |     |     |     |     |     |     |     | .08   |      |  |
| CANEY 1 E             |                   |      |     |     |     |     |     |     |     |     |     |     |                   |     |      |     |     |     |     |     |     |     |     |     | .95   |      |  |
| CHANDLER 1 SW         |                   | .04  | .08 | .25 | .23 | .06 |     | .02 |     | .07 | .06 | .11 | .03               |     |      |     |     |     |     |     |     |     |     |     | .65   |      |  |
| CLEVELAND             | .05               | .18  | .11 | .24 | .07 |     | .22 | .11 | .01 | .01 |     |     |                   |     |      |     |     |     |     |     |     |     |     |     | .39   |      |  |
| DUNCAN 1 SSW          |                   |      |     |     |     |     |     |     |     |     |     |     |                   |     |      |     |     |     |     |     |     |     |     |     | .54   |      |  |
| FORT COBB             |                   |      |     | .26 | .16 | .09 |     | .01 | .03 | .01 |     |     |                   |     |      |     |     |     |     |     |     |     |     |     | .55   |      |  |
| GEARY                 |                   | .41  | .09 |     |     |     |     |     |     |     |     |     |                   |     |      |     |     |     |     |     |     |     |     |     | .91   |      |  |
| GOODWELL              | //                |      |     |     |     |     |     |     |     |     |     |     |                   |     |      |     |     |     |     |     |     |     |     |     | .03   |      |  |
| GREAT SALT PLAINS DAM | //                | .03  |     |     |     |     |     |     |     |     |     |     |                   |     |      |     |     |     |     |     |     |     |     |     | 1.10  |      |  |
| HENNEPIN              |                   |      |     | .10 | .67 | .13 | .40 | .54 | .01 |     |     |     |                   |     |      |     |     |     |     |     |     |     |     |     | 1.47  |      |  |
| HEYBURN DAM           |                   |      |     | .02 | .66 | .18 | .01 | .22 | .12 | .03 | .05 | .15 |                   |     |      |     |     |     |     |     |     |     |     |     | .87   |      |  |
| HOBBART               |                   |      |     |     |     |     |     |     |     |     |     |     |                   |     |      |     |     |     |     |     |     |     |     |     | .03   |      |  |
| HUGO                  |                   | .01  | .03 | .01 | .01 |     |     |     |     |     |     |     |                   |     |      |     |     |     |     |     |     |     |     |     | .06   |      |  |
| HULAH DAM             |                   |      |     |     |     |     |     |     |     |     | .02 | .15 | .02               |     |      |     |     |     |     |     |     |     |     |     | .40   |      |  |
| KINGSTON              |                   |      |     |     |     |     |     |     |     |     |     |     |                   |     |      |     |     |     |     |     |     |     |     |     |       |      |  |
| LAKE OVERHOLSER       |                   |      |     |     |     |     |     |     |     |     |     |     |                   |     |      |     |     |     |     |     |     |     |     |     | .35   |      |  |
| MAYFIELD              | //                |      |     |     |     |     |     |     |     |     |     |     |                   |     |      |     |     |     |     |     |     |     |     |     | .12   |      |  |
| MC ALESTER 4 W        |                   |      |     |     |     |     |     |     |     |     |     |     |                   |     |      |     |     |     |     |     |     |     |     |     | *     |      |  |
| NINNEKAH              |                   |      |     |     |     |     |     |     |     |     |     |     |                   |     |      |     |     |     |     |     |     |     |     |     | 2.65  |      |  |
| NOWATA                |                   |      |     |     |     |     |     |     |     |     |     |     |                   |     |      |     |     |     |     |     |     |     |     |     | .71   |      |  |
| OILTON 2 SE           |                   | .11  | .11 | .18 | .11 | .04 | .05 |     |     |     | .01 | .10 |                   |     |      |     |     |     |     |     |     |     |     |     | 1.10  |      |  |
| OKLA CITY WB AP       | //                | .35  | .26 | .12 | .08 | .01 |     |     |     |     | .18 | .10 |                   |     |      |     |     |     |     |     |     |     |     |     | .10   |      |  |
| OLOGAH DAM            |                   |      |     |     |     |     |     |     |     |     |     |     | .05               |     |      |     |     |     |     |     |     |     |     |     | 1.42  |      |  |
| ORLANDO 3 E           | .62               | .14  | .14 | .20 | .09 | .01 | .22 | .15 | .04 |     |     |     | 1.20              | .62 | 1.04 | .01 | .01 | .02 |     |     |     |     |     |     | 3.45  |      |  |
| PAOLI 1 NW            |                   |      |     |     | .19 | .07 | .10 | .15 | .04 |     |     |     |                   |     |      |     |     |     |     |     |     |     |     |     | .30   |      |  |
| PAWUSKA               |                   | .16  | .10 | .03 | .01 |     |     |     |     |     |     |     |                   |     |      |     |     |     |     |     |     |     |     |     | 1.20  |      |  |
| PANNEE 6 NW           | .62               | .20  | .10 | .16 | .11 | .01 |     |     |     |     |     |     |                   |     |      |     |     |     |     |     |     |     |     |     | .39   |      |  |
| PONCA CITY            | .12               | .21  | .05 | .04 | .01 | .04 | .01 |     |     |     |     |     |                   |     |      |     |     |     |     |     |     |     |     |     | .61   |      |  |
| QUAPAN                | .91               | .01  |     |     |     |     |     |     |     |     |     |     |                   |     |      |     |     |     |     |     |     |     |     |     | .08   |      |  |
| RANGE                 |                   |      |     | </  |     |     |     |     |     |     |     |     |                   |     |      |     |     |     |     |     |     |     |     |     |       |      |  |



# HOURLY PRECIPITATION

OKLAHOMA  
MAY 1957

| Station               | A. M. Hour Ending |     |     |     |     |     |     |     |     |     |     |     | P. M. Hour Ending |     |     |     |     |   |   |     |     |     |     |     | Total |     |
|-----------------------|-------------------|-----|-----|-----|-----|-----|-----|-----|-----|-----|-----|-----|-------------------|-----|-----|-----|-----|---|---|-----|-----|-----|-----|-----|-------|-----|
|                       | 1                 | 2   | 3   | 4   | 5   | 6   | 7   | 8   | 9   | 10  | 11  | 12  | 1                 | 2   | 3   | 4   | 5   | 6 | 7 | 8   | 9   | 10  | 11  | 12  |       |     |
|                       | -31st-            |     |     |     |     |     |     |     |     |     |     |     |                   |     |     |     |     |   |   |     |     |     |     |     |       |     |
| ADAIR 5 SW            |                   |     |     |     |     |     |     |     |     |     |     |     |                   |     |     |     |     |   |   |     |     |     |     |     | .24   |     |
| ALTUS 7 NE            | .04               | .01 | .01 |     |     |     |     |     |     |     |     |     |                   |     |     |     |     |   |   | .23 | .01 |     |     |     |       | .08 |
| AMES                  |                   |     |     |     |     |     |     |     |     |     |     |     |                   |     |     |     |     |   |   |     |     |     |     |     | .03   |     |
| ANTHON                | //                | .01 | .04 |     |     |     |     |     |     |     | .01 | .07 | .02               |     |     |     |     |   |   |     |     |     |     |     | .15   |     |
| ANTLERS               |                   |     |     |     |     |     |     |     |     |     |     |     |                   |     |     |     |     |   |   |     |     |     |     |     | .01   |     |
| ARDMORE CAA AP        |                   |     | .01 |     |     |     |     |     |     |     |     |     |                   |     |     |     |     |   |   |     |     |     |     |     | .03   |     |
| BENGAL                | //                |     |     |     |     |     |     |     |     |     |     |     |                   |     |     |     |     |   |   |     |     |     |     |     | .01   |     |
| BOISE CITY            |                   |     |     |     |     |     |     |     |     |     |     |     |                   |     |     |     |     |   |   |     |     |     |     |     | .03   |     |
| CANEY 1 E             |                   |     |     |     |     |     |     |     |     |     |     |     |                   |     |     |     |     |   |   |     |     |     |     |     | .04   |     |
| CARTER TOWER          | //                |     |     |     |     |     |     |     |     |     |     |     |                   |     |     |     |     |   |   |     |     |     |     |     | .26   |     |
| CHANDLER 1 SW         |                   |     |     |     |     |     |     |     |     |     |     |     |                   |     |     |     |     |   |   |     |     |     |     |     | .22   |     |
| CLEVELAND             |                   |     |     |     |     |     |     |     |     |     |     |     |                   |     |     |     |     |   |   |     |     |     |     |     | .30   |     |
| DUNCAN 1 SSW          |                   |     |     |     |     |     |     |     |     |     |     |     |                   |     |     |     |     |   |   |     |     |     |     |     | .23   |     |
| ELK CITY 2 SSE        |                   |     |     |     |     |     |     |     |     |     |     |     |                   |     |     |     |     |   |   |     |     |     |     |     | .16   |     |
| EUFULA DAM            |                   | .01 | .04 | .06 | .03 |     |     |     |     |     | .01 | .01 |                   | .08 | .10 |     |     |   |   |     |     |     |     |     | .22   |     |
| EVA                   |                   |     |     |     |     |     |     |     |     |     |     |     |                   |     |     |     |     |   |   |     |     |     |     |     | .11   |     |
| FORT SUPPLY DAM       | //                |     |     |     |     |     |     |     |     |     |     |     |                   | .08 | .01 | .01 |     |   |   | .01 | .01 |     |     |     | .01   |     |
| GEARY                 | //                |     |     |     |     |     | .04 | .01 | .01 | .03 | .23 | .16 | .02               | .04 | .02 | .06 | .02 |   |   |     |     |     |     |     | .04   |     |
| GOODWELL              | //                |     |     |     |     |     |     |     |     |     |     |     |                   | .11 | .05 | .01 | .01 |   |   |     |     |     |     |     | .26   |     |
| GRAND RIVER DAM       |                   |     |     |     |     |     |     |     |     |     |     |     |                   | .03 | .03 | .01 |     |   |   |     |     |     |     |     | .13   |     |
| GREAT SALT PLAINS DAM | //                |     |     |     |     |     |     |     |     |     |     |     |                   |     |     |     |     |   |   |     |     |     |     |     | .39   |     |
| GUTHRIE SCS           |                   |     |     |     |     |     |     |     |     |     |     |     |                   | .33 | .05 | .01 |     |   |   |     |     |     |     |     | .25   |     |
| HEAVENER EXP FARM     |                   |     |     |     |     |     |     |     |     |     |     |     |                   |     |     |     |     |   |   |     |     |     |     |     | .25   |     |
| HENNEPIN              |                   |     |     |     |     |     |     |     |     |     |     |     |                   | .12 | .03 | .01 |     |   |   |     |     | .16 | .03 | .01 | .10   |     |
| HUGO                  |                   |     |     |     |     |     |     |     |     |     |     |     |                   |     |     |     |     |   |   |     |     |     |     |     | .35   |     |
| HULAH DAM             |                   |     |     |     |     |     |     |     |     |     |     |     |                   |     |     |     |     |   |   |     |     |     |     |     | .50   |     |
| KINGSTON              |                   |     |     |     |     |     |     |     |     |     |     |     |                   |     |     |     |     |   |   |     |     |     |     |     | .07   |     |
| LAKE OVERHOLSER       |                   |     |     | .01 | .01 |     |     |     |     |     |     |     |                   |     |     |     |     |   |   |     |     |     |     |     | .10   |     |
| LEHIGH                | //                | .05 |     |     |     |     |     |     |     |     |     |     |                   |     |     |     |     |   |   |     |     |     |     |     | .39   |     |
| MAYFIELD              | //                |     |     |     |     |     |     |     |     |     |     |     |                   |     |     |     |     |   |   |     |     |     |     |     | .73   |     |
| MC ALESTER 4 W        |                   |     |     |     |     |     |     |     |     |     |     |     |                   |     |     |     |     |   |   |     |     |     |     |     | .46   |     |
| MUSKOGEE              |                   |     |     |     |     |     |     |     |     |     |     |     |                   |     |     |     |     |   |   |     |     |     |     |     | .10   |     |
| NINNEKAH              |                   |     |     |     |     |     |     |     |     |     |     |     |                   |     |     |     |     |   |   |     |     |     |     |     | .03   |     |
| NOMATA                |                   |     |     |     |     |     |     |     |     |     |     |     |                   |     |     |     |     |   |   |     |     |     |     |     | .73   |     |
| OILTON 2 SE           |                   |     |     |     |     |     |     |     |     |     |     |     |                   |     |     |     |     |   |   |     |     |     |     |     | .46   |     |
| OKEMAH                |                   |     |     |     |     |     |     |     |     |     |     |     |                   |     |     |     |     |   |   |     |     |     |     |     | .10   |     |
| OKLA CITY WB AP       | //                |     |     |     |     |     |     |     |     |     |     |     |                   |     |     |     |     |   |   |     |     |     |     |     | .14   |     |
| OLOGAH DAM            |                   |     |     |     |     |     |     |     |     |     |     |     |                   | .02 | .02 |     |     |   |   |     |     |     |     |     | .77   |     |
| PAOLI 1 NW            |                   |     |     |     |     |     |     |     |     |     |     |     |                   |     |     |     |     |   |   |     |     |     |     |     | .36   |     |
| PAHMUSKA              |                   |     |     |     |     |     |     |     |     |     |     |     |                   |     |     |     |     |   |   |     |     |     |     |     | .80   |     |
| PAHNEE 6 NW           |                   |     |     |     |     |     |     |     |     |     |     |     |                   |     |     |     |     |   |   |     |     |     |     |     | .80   |     |
| PONCA CITY            |                   |     |     |     |     |     |     |     |     |     |     |     |                   |     |     |     |     |   |   |     |     |     |     |     | .10   |     |
| QUAPAN                |                   |     |     |     |     |     |     |     |     |     |     |     |                   |     |     |     |     |   |   |     |     |     |     |     | .10   |     |
| RANGE                 |                   |     |     |     |     |     |     |     |     |     |     |     |                   |     |     |     |     |   |   |     |     |     |     |     | .10   |     |
| REYDON 5 NE           |                   | .02 | .02 | .03 |     |     |     |     |     |     |     |     |                   |     |     |     |     |   |   |     |     |     |     |     | .12   |     |
| RIVERSIDE             | //                | .04 |     |     |     |     |     |     |     |     |     |     |                   |     |     |     |     |   |   |     |     |     |     |     | .33   |     |
| ROFF                  |                   |     |     |     |     |     |     |     |     |     |     |     |                   |     |     |     |     |   |   |     |     |     |     |     | .17   |     |
| ROLL                  | //                | .06 |     | .01 | .02 | .01 |     |     |     |     |     |     |                   |     |     |     |     |   |   |     |     |     |     |     | .07   |     |
| ROSE                  |                   |     |     |     |     |     |     |     |     |     |     |     |                   |     |     |     |     |   |   |     |     |     |     |     | .01   |     |
| ROSE                  | //                |     |     |     |     |     |     |     |     |     |     |     |                   |     |     |     |     |   |   |     |     |     |     |     | .05   |     |
| SEILING               |                   |     |     |     |     |     |     |     |     |     |     |     |                   |     |     |     |     |   |   |     |     |     |     |     | .01   |     |
| SEILING               |                   | *   | *   | *   | *   | *   | *   | *   | *   | *   | *   | *   | *                 | *   | *   | *   | *   | * | * | *   | *   | *   | *   | *   | .08   |     |
| SHATTUCK              | //                |     |     |     |     |     |     |     |     |     |     |     |                   |     |     |     |     |   |   |     |     |     |     |     | .03   |     |
| SNOWAC                |                   |     |     |     |     |     |     |     |     |     |     |     |                   |     |     |     |     |   |   |     |     |     |     |     | .03   |     |
| STIGLER               |                   |     |     |     |     |     |     |     |     |     |     |     |                   |     |     |     |     |   |   |     |     |     |     |     | .01   |     |
| STILLWATER            |                   |     |     |     |     |     |     |     |     |     |     |     |                   |     |     |     |     |   |   |     |     |     |     |     | .01   |     |
| TENKILLER FERRY DAM   |                   |     |     |     |     |     |     |     |     |     |     |     |                   |     |     |     |     |   |   |     |     |     |     |     | .02   |     |
| TULSA WB AP           | //                |     |     |     |     |     |     |     |     |     |     |     |                   |     |     |     |     |   |   |     |     |     |     |     | .04   |     |
| TUSKAHOMA             |                   |     |     |     |     |     |     |     |     |     |     |     |                   |     |     |     |     |   |   |     |     |     |     |     | .05   |     |
| WAYNOKA               | //                |     |     |     |     |     |     |     |     |     |     |     |                   |     |     |     |     |   |   |     |     |     |     |     | .04   |     |
| WEST BRANCH           |                   |     |     |     |     |     |     |     |     |     |     |     |                   |     |     |     |     |   |   |     |     |     |     |     | .05   |     |
| WOODWARD FIELD STA    |                   |     |     |     |     |     |     |     |     |     |     |     |                   |     |     |     |     |   |   |     |     |     |     |     | .02   |     |
|                       |                   |     |     | .18 | .02 |     |     |     |     |     |     |     |                   | .43 | .18 |     |     |   |   |     |     |     |     |     | .06   |     |
|                       |                   |     |     |     |     |     |     |     |     |     |     |     |                   | .02 | .02 |     |     |   |   |     |     |     |     |     | .05   |     |
|                       |                   |     |     |     |     |     |     |     |     |     |     |     |                   |     |     |     |     |   |   |     |     |     |     |     | .01   |     |
|                       |                   |     |     |     |     |     |     |     |     |     |     |     |                   |     |     |     |     |   |   |     |     |     |     |     | .01   |     |
|                       |                   |     |     |     |     |     |     |     |     |     |     |     |                   |     |     |     |     |   |   |     |     |     |     |     | .01   |     |
|                       |                   |     |     |     |     |     |     |     |     |     |     |     |                   |     |     |     |     |   |   |     |     |     |     |     | .01   |     |
|                       |                   |     |     |     |     |     |     |     |     |     |     |     |                   |     |     |     |     |   |   |     |     |     |     |     | .01   |     |
|                       |                   |     |     |     |     |     |     |     |     |     |     |     |                   |     |     |     |     |   |   |     |     |     |     |     | .01   |     |
|                       |                   |     |     |     |     |     |     |     |     |     |     |     |                   |     |     |     |     |   |   |     |     |     |     |     | .01   |     |
|                       |                   |     |     |     |     |     |     |     |     |     |     |     |                   |     |     |     |     |   |   |     |     |     |     |     | .01   |     |
|                       |                   |     |     |     |     |     |     |     |     |     |     |     |                   |     |     |     |     |   |   |     |     |     |     |     | .01   |     |
|                       |                   |     |     |     |     |     |     |     |     |     |     |     |                   |     |     |     |     |   |   |     |     |     |     |     | .01   |     |
|                       |                   |     |     |     |     |     |     |     |     |     |     |     |                   |     |     |     |     |   |   |     |     |     |     |     | .01   |     |
|                       |                   |     |     |     |     |     |     |     |     |     |     |     |                   |     |     |     |     |   |   |     |     |     |     |     | .01   |     |
|                       |                   |     |     |     |     |     |     |     |     |     |     |     |                   |     |     |     |     |   |   |     |     |     |     |     | .01   |     |
|                       |                   |     |     |     |     |     |     |     |     |     |     |     |                   |     |     |     |     |   |   |     |     |     |     |     | .01   |     |
|                       |                   |     |     |     |     |     |     |     |     |     |     |     |                   |     |     |     |     |   |   |     |     |     |     |     | .01   |     |
|                       |                   |     |     |     |     |     |     |     |     |     |     |     |                   |     |     |     |     |   |   |     |     |     |     |     | .01   |     |
|                       |                   |     |     |     |     |     |     |     |     |     |     |     |                   |     |     |     |     |   |   |     |     |     |     |     | .01   |     |
|                       |                   |     |     |     |     |     |     |     |     |     |     |     |                   |     |     |     |     |   |   |     |     |     |     |     | .01   |     |
|                       |                   |     |     |     |     |     |     |     |     |     |     |     |                   |     |     |     |     |   |   |     |     |     |     |     | .01   |     |
|                       |                   |     |     |     |     |     |     |     |     |     |     |     |                   |     |     |     |     |   |   |     |     |     |     |     | .01   |     |
|                       |                   |     |     |     |     |     |     |     |     |     |     |     |                   |     |     |     |     |   |   |     |     |     |     |     | .01   |     |
|                       |                   |     |     |     |     |     |     |     |     |     |     |     |                   |     |     |     |     |   |   |     |     |     |     |     | .01   |     |
|                       |                   |     |     |     |     |     |     |     |     |     |     |     |                   |     |     |     |     |   |   |     |     |     |     |     | .01   |     |
|                       |                   |     |     |     |     |     |     |     |     |     |     |     |                   |     |     |     |     |   |   |     |     |     |     |     | .01   |     |
|                       |                   |     |     |     |     |     |     |     |     |     |     |     |                   |     |     |     |     |   |   |     |     |     |     |     | .01   |     |
|                       |                   |     |     |     |     |     |     |     |     |     |     |     |                   |     |     |     |     |   |   |     |     |     |     |     | .01   |     |
|                       |                   |     |     |     |     |     |     |     |     |     |     |     |                   |     |     |     |     |   |   |     |     |     |     |     | .01   |     |
|                       |                   |     |     |     |     |     |     |     |     |     |     |     |                   |     |     |     |     |   |   |     |     |     |     |     | .01   |     |
|                       |                   |     |     |     |     |     |     |     |     |     |     |     |                   |     |     |     |     |   |   |     |     |     |     |     | .01   |     |
|                       |                   |     |     |     |     |     |     |     |     |     |     |     |                   |     |     |     |     |   |   |     |     |     |     |     | .01   |     |
|                       |                   |     |     |     |     |     |     |     |     |     |     |     |                   |     |     |     |     |   |   |     |     |     |     |     | .01   |     |
|                       |                   |     |     |     |     |     |     |     |     |     |     |     |                   |     |     |     |     |   |   |     |     |     |     |     |       |     |







# HOURLY PRECIPITATION

SUPPLEMENTAL DATA  
MAY 1957

| Station      | A. M. Hour Ending |      |     |     |     |      |     |     |     |     |     |     | P. M. Hour Ending |     |      |     |     |     |      |      |     |     |     |      | Total |      |
|--------------|-------------------|------|-----|-----|-----|------|-----|-----|-----|-----|-----|-----|-------------------|-----|------|-----|-----|-----|------|------|-----|-----|-----|------|-------|------|
|              | 1                 | 2    | 3   | 4   | 5   | 6    | 7   | 8   | 9   | 10  | 11  | 12  | 1                 | 2   | 3    | 4   | 5   | 6   | 7    | 8    | 9   | 10  | 11  | 12   |       |      |
|              | <b>-30th-</b>     |      |     |     |     |      |     |     |     |     |     |     |                   |     |      |     |     |     |      |      |     |     |     |      |       |      |
| ADA          |                   |      |     |     |     | .12  | .12 | .26 | .19 |     |     |     |                   |     |      |     |     |     |      |      |     |     |     |      |       | 1.36 |
| APACHE       |                   | *    | *   | *   | *   | 1.65 |     |     |     |     |     |     |                   |     |      |     | .67 |     |      |      |     |     |     |      |       | 1.65 |
| ARDMORE      |                   |      |     |     |     |      |     |     |     | .10 | .09 | .09 |                   |     |      |     |     |     | 1.07 | .01  | .01 | .03 | .08 | .03  | 1.51  |      |
| CALVIN       |                   |      |     |     |     | .03  | .01 | .01 |     |     |     |     |                   |     |      |     |     |     | .02  | .01  |     |     |     |      | .01   | .30  |
| CHANDLER     |                   | *    | *   | *   | *   | .73  |     |     |     | .03 | .09 | .07 | .09               | .01 | .02  | .11 | .07 | .02 | .01  |      |     |     |     |      | .01   | 1.02 |
| CLINTON      |                   | .80  | .72 |     |     |      |     |     |     |     |     |     |                   |     |      |     |     |     |      |      |     |     |     |      | 1.52  |      |
| COALGATE     |                   |      |     |     |     |      |     |     |     |     |     |     |                   |     |      |     |     |     |      |      |     |     |     |      | .08   |      |
| CRESCENT     |                   |      | .15 | .47 | .80 | .24  | .04 | .02 | .02 | .03 | .53 | .24 | .02               | .50 | .04  |     | .03 | .04 | .01  |      |     |     |     |      |       | 3.10 |
| DIBBLE       |                   |      |     | .66 | .20 | .05  | .10 | .02 |     |     |     | .22 | .42               | .03 |      |     |     |     |      | 1.00 | .27 | .02 | .01 | 1.70 |       |      |
| DURANT       |                   |      |     |     |     |      |     |     |     |     |     |     |                   |     |      |     |     |     |      | .10  | .54 | .05 |     | 1.35 |       |      |
| FREDERICK    |                   |      |     |     |     |      |     | .59 | .15 | .05 |     |     |                   | *   | *    | *   | *   |     | .01  | .94  | .01 | .04 | .07 | .05  | .70   |      |
| HEALDTON     |                   |      |     | .56 | .28 |      |     |     |     |     |     |     |                   |     |      |     |     |     |      | .10  | .01 |     |     | 1.90 |       |      |
| MOBART       |                   | 1.24 | .27 | .01 |     |      |     |     |     |     |     |     |                   |     |      |     |     |     |      |      |     |     |     |      | .95   |      |
| LOOKEDA      |                   |      |     |     | .03 | .95  | .20 | .09 | .01 |     |     |     |                   |     |      |     |     | .03 | .16  | .26  | .01 | .03 |     |      | 1.52  |      |
| MARLOW       |                   |      |     |     |     |      |     |     |     |     |     |     |                   |     |      |     |     |     |      |      |     |     |     |      | 1.77  |      |
| PAULS VALLEY |                   |      |     |     | .25 | .10  | .05 | .03 | .02 |     |     |     |                   |     |      |     |     |     |      |      |     |     |     |      | 1.56  |      |
| TECUMSEH     |                   |      |     |     |     | .01  | .33 | .02 |     |     |     | .04 | .04               | .02 | .01  |     |     |     |      | .11  | .05 | .03 |     |      | .55   |      |
| WALTERS      |                   | .05  | .57 | .14 | .01 |      |     |     |     |     |     |     |                   |     |      |     |     |     |      |      |     |     |     |      | .77   |      |
| WATONGA      |                   |      |     |     |     |      |     |     |     |     |     |     |                   |     |      |     |     |     |      |      |     |     |     |      | .57   |      |
| WILLIS       |                   |      |     |     |     |      |     |     |     |     |     | .06 | .04               |     |      |     |     |     | .01  | .37  | .01 | .03 | .05 |      |       |      |
|              | <b>-31st-</b>     |      |     |     |     |      |     |     |     |     |     |     |                   |     |      |     |     |     |      |      |     |     |     |      |       |      |
| ADA          |                   |      |     |     |     |      |     |     |     |     |     |     |                   |     |      |     |     |     |      |      |     |     |     |      | 1.24  |      |
| APACHE       |                   |      |     |     |     |      |     |     |     |     |     |     |                   |     | .01  | .15 | .01 | .31 | .60  | .14  | .02 |     |     |      |       | .05  |
| ARDMORE      |                   |      |     |     |     |      |     |     |     |     |     |     |                   |     | *    | .05 |     |     |      |      |     |     |     |      | .34   |      |
| BRITTON      |                   |      |     |     |     |      |     |     |     |     |     |     |                   |     |      |     |     |     |      |      |     |     |     |      |       |      |
| CALVIN       |                   |      |     |     |     |      |     |     |     |     |     |     |                   |     |      |     |     |     |      |      |     |     |     |      |       |      |
| CHANDLER     |                   |      |     |     |     |      |     |     |     |     |     |     |                   |     |      |     |     |     |      |      |     |     |     |      |       |      |
| CLAYTON      |                   |      |     |     |     |      |     |     |     |     |     |     |                   |     |      |     |     |     |      |      |     |     |     |      |       |      |
| CLINTON      |                   | .02  | .04 | .04 |     |      |     |     |     |     |     |     |                   |     |      |     |     |     |      | .02  | .15 | .05 | .65 | .22  | .92   |      |
| COALGATE     |                   |      |     |     |     |      |     |     |     |     |     |     |                   |     |      |     |     |     |      |      |     |     |     |      | .27   |      |
| DIBBLE       |                   |      |     |     |     |      |     |     |     |     |     |     |                   |     |      |     |     |     |      |      |     |     |     |      | .79   |      |
| DURANT       |                   |      |     |     |     |      |     |     |     |     |     |     |                   |     |      |     |     |     |      |      |     |     |     |      | .10   |      |
| FREDERICK    |                   |      |     |     |     |      |     |     |     |     |     |     |                   |     |      |     |     |     |      |      |     |     |     |      | .45   |      |
| HEALDTON     |                   |      |     |     |     |      |     |     |     |     |     |     |                   |     |      |     |     |     |      |      |     |     |     |      | .24   |      |
| LOOKEDA      |                   |      |     |     |     | .01  | .01 |     |     |     | .01 | .06 |                   |     |      |     |     |     | .17  |      |     |     |     |      | .07   |      |
| MARLOW       |                   |      |     |     |     |      |     |     |     |     |     |     |                   |     |      |     |     |     |      |      |     |     |     |      | .33   |      |
| PAULS VALLEY |                   |      |     |     |     |      |     |     |     |     |     |     |                   |     |      |     |     |     |      |      |     |     |     |      | .30   |      |
| QUINTON      |                   |      |     |     |     |      |     |     |     |     |     |     |                   |     |      |     |     |     |      |      |     |     |     |      | .13   |      |
| TALOGA       |                   |      |     |     |     |      |     |     |     |     |     |     |                   |     |      |     |     |     |      |      |     |     |     |      | .46   |      |
| TECUMSEH     |                   |      |     |     |     |      | .01 | .01 | .05 | .01 | .02 |     |                   |     | .01  | .04 | .05 | .02 | .01  | .18  | .06 | .02 | .02 | .02  | .12   |      |
| WAGONER      |                   |      |     |     |     |      |     |     |     |     |     |     |                   |     | 1.15 | .15 | .05 | .01 | .01  |      |     |     |     |      | 1.48  |      |
| WALTERS      |                   |      |     |     |     |      |     |     |     |     |     |     |                   |     |      |     |     |     |      |      | .11 | .03 | .05 | .05  | .14   |      |
| WARNER       |                   |      |     |     |     |      |     |     |     |     |     |     |                   |     |      |     |     |     |      |      |     |     |     |      | .23   |      |
| WATONGA      |                   |      |     |     |     |      |     |     |     |     |     |     |                   |     | .21  | .02 |     |     |      |      |     |     |     |      | .17   |      |
| WILLIS       |                   |      |     |     |     |      | .05 |     |     |     |     |     |                   | .07 | .04  |     |     |     |      | .02  | .15 |     |     |      | .11   |      |
|              |                   |      |     |     |     |      |     |     |     |     |     |     |                   |     |      |     | .16 |     |      |      |     |     |     |      | .21   |      |

CORRECTIONS

MAY 1957, EUFAULA DAM, 1ST HOURLY AMOUNTS SHOULD BE 3 PM .39, DAILY TOTAL SHOULD BE .39.  
 2D HOURLY AMOUNTS SHOULD BE 9 PM .07, 10 PM .03, DAILY TOTAL SHOULD BE .10.  
 3D HOURLY AMOUNTS SHOULD BE 6 PM .10, 7 PM .02, DAILY TOTAL SHOULD BE .12.  
 8TH HOURLY AMOUNTS SHOULD BE 7 PM .03, DAILY TOTAL SHOULD BE .03.  
 11TH HOURLY AMOUNTS SHOULD BE 8 AM .12, 9 AM .05, 10 AM .05, DAILY TOTAL SHOULD BE .21.  
 12TH HOURLY AMOUNTS SHOULD BE 10 PM .02, 11 PM .04, MDT .01, DAILY TOTAL SHOULD BE .07.  
 13TH HOURLY AMOUNTS SHOULD BE 6 AM .02, 7 AM .30, 10 AM .96, 11 AM .19, NOON .03, DAILY TOTAL SHOULD BE 1.50.  
 17TH HOURLY AMOUNTS SHOULD BE 2 AM .07, 3 AM .02, 5 AM .21, 6 AM .03, 7 AM .27, 8 AM .25, 9 AM .12, 11 AM .03,  
 7 PM .06, 8 PM .05, 10 PM .15, 11 PM .02, DAILY TOTAL SHOULD BE 1.25.  
 18TH HOURLY AMOUNTS SHOULD BE 1 AM .03, 2 AM .51, 3 AM .28, 4 AM .02, DAILY TOTAL SHOULD BE .84.  
 21ST HOURLY AMOUNTS SHOULD BE 6 AM .05, DAILY TOTAL SHOULD BE .05.  
 22D HOURLY AMOUNTS SHOULD BE 2 PM .15, 6 PM .03, 7 PM .53, 8 PM .19, DAILY TOTAL SHOULD BE .90.  
 23D HOURLY AMOUNTS SHOULD BE 4 PM .10, 5 PM .05, 6 PM .03, DAILY TOTAL SHOULD BE .18.  
 24TH HOURLY AMOUNTS SHOULD BE 7 AM .21, 8 AM .13, 9 AM .21, 10 AM .02, 2 PM .21, 3 PM .01,  
 DAILY TOTAL SHOULD BE .79.  
 25TH HOURLY AMOUNTS SHOULD BE 1 AM .21, 2 AM .08, 3 AM .15, 10 AM .13, 11 AM .21, DAILY TOTAL SHOULD BE .78.  
 28TH HOURLY AMOUNTS SHOULD BE 7 PM .12, DAILY TOTAL SHOULD BE .12.  
 29TH HOURLY AMOUNTS SHOULD BE 6 PM .18, 7 PM .02, DAILY TOTAL SHOULD BE .20.  
 31ST HOURLY AMOUNTS SHOULD BE 3 PM .06, 5 PM .02, 6 PM .01, 8 PM .02, 11 PM .06, MDT .01,  
 DAILY TOTAL SHOULD BE .16. MONTHLY TOTAL SHOULD BE 7.69.

SUPPLEMENTAL DATA

MAY 1957, WALTERS, 31ST HOURLY AMOUNTS SHOULD BE 11 AM .02, 2 PM .01, DAILY TOTAL SHOULD BE .03.  
 MONTHLY TOTAL SHOULD BE 8.68.  
 WILLIS, 31ST HOURLY AMOUNTS SHOULD BE 11 PM .01, MDT .24, DAILY TOTAL SHOULD BE .46.  
 MONTHLY TOTAL SHOULD BE 8.45.

# HOURLY PRECIPITATION

OKLAHOMA  
DELAYED DATA

| Station               | A. M. Hour Ending           |   |   |   |   |   |   |   |   |    |    |    | P. M. Hour Ending |   |   |   |   |   |   |   |   |    |    |    | Total  |                 |             |      |      |  |
|-----------------------|-----------------------------|---|---|---|---|---|---|---|---|----|----|----|-------------------|---|---|---|---|---|---|---|---|----|----|----|--|-----------------|-------------|------|------|--|
|                       | 1                           | 2 | 3 | 4 | 5 | 6 | 7 | 8 | 9 | 10 | 11 | 12 | 1                 | 2 | 3 | 4 | 5 | 6 | 7 | 8 | 9 | 10 | 11 | 12 |  |                 |             |      |      |  |
| MAY 1957              |                             |   |   |   |   |   |   |   |   |    |    |    | -1st-             |   |   |   |   |   |   |   |   |    |    |    |  |                 |             |      |      |  |
| GRAND RIVER DAM       |                             |   |   |   |   |   |   |   |   |    |    |    |                   |   |   |   |   |   |   |   |   |    |    |    | .01 .08 .01                                  | .20             | .01 .01     | .32  |      |  |
| GRAND RIVER DAM       | .01 .01                     |   |   |   |   |   |   |   |   |    |    |    |                   |   |   |   |   |   |   |   |   |    |    |    | .18 .18 .01 .01 .08 .01                      |                 |             |      | .49  |  |
| GRAND RIVER DAM       |                             |   |   |   |   |   |   |   |   |    |    |    | -11th-            |   |   |   |   |   |   |   |   |    |    |    |  |                 |             |      |      |  |
| GRAND RIVER DAM       |                             |   |   |   |   |   |   |   |   |    |    |    |                   |   |   |   |   |   |   |   |   |    |    |    | .10 .42 .87 .01                              | .01 .09 .09 .01 |             |      | 1.60 |  |
| GRAND RIVER DAM       |                             |   |   |   |   |   |   |   |   |    |    |    | -13th-            |   |   |   |   |   |   |   |   |    |    |    |  |                 |             |      |      |  |
| GRAND RIVER DAM       |                             |   |   |   |   |   |   |   |   |    |    |    |                   |   |   |   |   |   |   |   |   |    |    |    | .02 .22 .08 .07 .08 .06 .14 .25 .10          |                 | .02 .11     | .16  |      |  |
| GRAND RIVER DAM       | .02 .01                     |   |   |   |   |   |   |   |   |    |    |    |                   |   |   |   |   |   |   |   |   |    |    |    |  |                 |             |      |      |  |
| GRAND RIVER DAM       | .01 .03 .01                 |   |   |   |   |   |   |   |   |    |    |    |                   |   |   |   |   |   |   |   |   |    |    |    | .02 .01                                      | .04 .02         | .01 .06 .01 | .22  |      |  |
| GRAND RIVER DAM       | .01 .01 .13 .20 .10 .02     |   |   |   |   |   |   |   |   |    |    |    |                   |   |   |   |   |   |   |   |   |    |    |    |  |                 |             |      | .47  |  |
| GRAND RIVER DAM       |                             |   |   |   |   |   |   |   |   |    |    |    | -20th-            |   |   |   |   |   |   |   |   |    |    |    |  |                 |             |      |      |  |
| GRAND RIVER DAM       |                             |   |   |   |   |   |   |   |   |    |    |    |                   |   |   |   |   |   |   |   |   |    |    |    | .27  | .41 .16 1.17    | 2.01        |      |      |  |
| GRAND RIVER DAM       | .16 .30 .57 .12 .26 .04 .20 |   |   |   |   |   |   |   |   |    |    |    |                   |   |   |   |   |   |   |   |   |    |    |    | .01 .01                                      |                 |             | 1.67 |      |  |
| GRAND RIVER DAM       |                             |   |   |   |   |   |   |   |   |    |    |    | -22d-             |   |   |   |   |   |   |   |   |    |    |    |  |                 |             |      |      |  |
| GRAND RIVER DAM       |                             |   |   |   |   |   |   |   |   |    |    |    |                   |   |   |   |   |   |   |   |   |    |    |    | .32 .14 .04 .01 .31 .04 .01 .04 .01          |                 |             | .92  |      |  |
| GRAND RIVER DAM       |                             |   |   |   |   |   |   |   |   |    |    |    | -24th-            |   |   |   |   |   |   |   |   |    |    |    |  |                 |             |      |      |  |
| GRAND RIVER DAM       |                             |   |   |   |   |   |   |   |   |    |    |    |                   |   |   |   |   |   |   |   |   |    |    |    | .22 .07 .09 .02 .80 .05 .23 .01 .94 1.84 .19 |                 |             | 4.46 |      |  |
| GRAND RIVER DAM       | .23 .20 .34 .05 .01         |   |   |   |   |   |   |   |   |    |    |    |                   |   |   |   |   |   |   |   |   |    |    |    |  |                 |             | .85  |      |  |
| GRAND RIVER DAM       |                             |   |   |   |   |   |   |   |   |    |    |    | -29th-            |   |   |   |   |   |   |   |   |    |    |    |  |                 |             |      |      |  |
| GRAND RIVER DAM       |                             |   |   |   |   |   |   |   |   |    |    |    |                   |   |   |   |   |   |   |   |   |    |    |    | .02 .08 .35 .33 .02                          |                 |             | .80  |      |  |
| GRAND RIVER DAM       |                             |   |   |   |   |   |   |   |   |    |    |    | -31st-            |   |   |   |   |   |   |   |   |    |    |    |  |                 |             |      |      |  |
| GRAND RIVER DAM RANGE |                             |   |   |   |   |   |   |   |   |    |    |    |                   |   |   |   |   |   |   |   |   |    |    |    | .08 .06 .01                                  | .81 .02         | .83         | .22  |      |  |

SUPPLEMENTAL DELAYED DATA

| Station  | 1                                       | 2 | 3 | 4 | 5 | 6 | 7 | 8 | 9 | 10 | 11 | 12 | 1      | 2 | 3 | 4 | 5 | 6 | 7 | 8 | 9 | 10 | 11 | 12 | Total                   |                                 |      |     |
|----------|---|---|---|---|---|---|---|---|---|----|----|----|--------|---|---|---|---|---|---|---|---|----|----|----|-------------------------|---------------------------------|------|-----|
| MAY 1957 |   |   |   |   |   |   |   |   |   |    |    |    | -1st-  |   |   |   |   |   |   |   |   |    |    |    |                         |                                 |      |     |
| BRITTON  |   |   |   |   |   |   |   |   |   |    |    |    |        |   |   |   |   |   |   |   |   |    |    |    | .04 .01                 | .05 .10                         | .20  |     |
| BRITTON  |   |   |   |   |   |   |   |   |   |    |    |    | -2d-   |   |   |   |   |   |   |   |   |    |    |    |                         |                                 |      |     |
| BRITTON  |   |   |   |   |   |   |   |   |   |    |    |    |        |   |   |   |   |   |   |   |   |    |    |    | .02 .20 .02 .05 .01 .01 | .01 .04 .21 .52 .02 .01 .02 .02 | 1.16 |     |
| BRITTON  | .03                                     |   |   |   |   |   |   |   |   |    |    |    |        |   |   |   |   |   |   |   |   |    |    |    | * * * *                 | .20                             | .23  |     |
| BRITTON  | .02 .10 .12 .04                         |   |   |   |   |   |   |   |   |    |    |    |        |   |   |   |   |   |   |   |   |    |    |    | .02 .05 .03             |                                 |      | .38 |
| BRITTON  |   |   |   |   |   |   |   |   |   |    |    |    | -8th-  |   |   |   |   |   |   |   |   |    |    |    |                         |                                 |      |     |
| BRITTON  |   |   |   |   |   |   |   |   |   |    |    |    |        |   |   |   |   |   |   |   |   |    |    |    | .13 .08 .05             |                                 |      | .26 |
| BRITTON  |   |   |   |   |   |   |   |   |   |    |    |    | -11th- |   |   |   |   |   |   |   |   |    |    |    |                         |                                 |      |     |
| BRITTON  |   |   |   |   |   |   |   |   |   |    |    |    |        |   |   |   |   |   |   |   |   |    |    |    | .09 .36 .45             |                                 |      | .90 |
| BRITTON  |   |   |   |   |   |   |   |   |   |    |    |    | -12th- |   |   |   |   |   |   |   |   |    |    |    |                         |                                 |      |     |
| BRITTON  |   |   |   |   |   |   |   |   |   |    |    |    |        |   |   |   |   |   |   |   |   |    |    |    | .01 .01 .02             | .04                             |      |     |
| BRITTON  | .06 .18 .03 .05 .02                     |   |   |   |   |   |   |   |   |    |    |    |        |   |   |   |   |   |   |   |   |    |    |    |                         |                                 |      | .34 |
| BRITTON  |   |   |   |   |   |   |   |   |   |    |    |    | -17th- |   |   |   |   |   |   |   |   |    |    |    |                         |                                 |      |     |
| BRITTON  |   |   |   |   |   |   |   |   |   |    |    |    |        |   |   |   |   |   |   |   |   |    |    |    | .01 .01 .03 .02 .06 .02 | .05 .21 .24 .39 .28 .18 .03     | 1.53 |     |
| BRITTON  | .09 .08 .12 .01 .02 .15 .22 .08 .05 .07 |   |   |   |   |   |   |   |   |    |    |    |        |   |   |   |   |   |   |   |   |    |    |    |                         |                                 |      | .89 |
| BRITTON  |   |   |   |   |   |   |   |   |   |    |    |    | -20th- |   |   |   |   |   |   |   |   |    |    |    |                         |                                 |      |     |
| BRITTON  |   |   |   |   |   |   |   |   |   |    |    |    |        |   |   |   |   |   |   |   |   |    |    |    | * * *                   | .30                             | .30  |     |
| BRITTON  |   |   |   |   |   |   |   |   |   |    |    |    | -22d-  |   |   |   |   |   |   |   |   |    |    |    |                         |                                 |      |     |
| BRITTON  |   |   |   |   |   |   |   |   |   |    |    |    |        |   |   |   |   |   |   |   |   |    |    |    | .56 .13 .03             |                                 |      | .72 |



# HOURLY PRECIPITATION

OKLAHOMA  
DELAYED DATA

| Station    | A. M. Hour Ending |   |   |   |   |   |   |   |   |    |    |    | P. M. Hour Ending |   |   |   |   |   |   |   |   |    |    |    | Total |
|------------|-------------------|---|---|---|---|---|---|---|---|----|----|----|-------------------|---|---|---|---|---|---|---|---|----|----|----|-------|
|            | 1                 | 2 | 3 | 4 | 5 | 6 | 7 | 8 | 9 | 10 | 11 | 12 | 1                 | 2 | 3 | 4 | 5 | 6 | 7 | 8 | 9 | 10 | 11 | 12 |       |
| MAY CONT'D |                   |   |   |   |   |   |   |   |   |    |    |    |                   |   |   |   |   |   |   |   |   |    |    |    |       |
| BRITTON    |                   |   |   |   |   |   |   |   |   |    |    |    |                   |   |   |   |   |   |   |   |   |    |    |    |       |
| BRITTON    |                   |   |   |   |   |   |   |   |   |    |    |    |                   |   |   |   |   |   |   |   |   |    |    |    |       |
| BRITTON    |                   |   |   |   |   |   |   |   |   |    |    |    |                   |   |   |   |   |   |   |   |   |    |    |    |       |
| BRITTON    |                   |   |   |   |   |   |   |   |   |    |    |    |                   |   |   |   |   |   |   |   |   |    |    |    |       |

~~-23d-~~  
~~-24th-~~  
~~-30th-~~  
~~-31st-~~





# HOURLY PRECIPITATION

TEXAS  
MAY 1957

| Station               | A. M. Hour Ending |     |     |     |     |     |     |     |     |     |     |     | P. M. Hour Ending |     |   |     |      |      |     |     |     |     |     |     | Total |     |      |
|-----------------------|-------------------|-----|-----|-----|-----|-----|-----|-----|-----|-----|-----|-----|-------------------|-----|---|-----|------|------|-----|-----|-----|-----|-----|-----|-------|-----|------|
|                       | 1                 | 2   | 3   | 4   | 5   | 6   | 7   | 8   | 9   | 10  | 11  | 12  | 1                 | 2   | 3 | 4   | 5    | 6    | 7   | 8   | 9   | 10  | 11  | 12  |       |     |      |
|                       | MT PLEASANT       |     |     |     |     |     |     |     |     |     |     |     |                   |     |   |     |      | .10  |     |     |     |     |     |     |       |     | .10  |
| NACOGDOCHES 2 ENE     |                   |     |     |     |     |     |     |     |     |     |     |     |                   |     |   |     | .02  |      |     |     |     |     |     |     |       | .02 |      |
| PALESTINE             |                   |     |     |     |     |     |     |     |     |     |     |     |                   |     |   |     |      |      |     |     |     |     |     |     |       |     |      |
| PAMPA WATER PL        | .02               | .06 | .02 | .01 |     |     |     | .08 | .09 | .07 | .04 | .01 |                   |     |   | .02 | .02  | .01  |     | .13 | .02 |     | .01 | .04 | .03   | .01 | .55  |
| PANTHER JUNCTION      |                   |     |     |     |     |     |     |     |     |     |     |     |                   |     |   |     |      |      |     |     |     |     |     |     |       |     | .15  |
| PLEMONS               |                   |     |     |     | .02 |     |     | .01 |     |     |     |     |                   |     |   | .01 | .01  |      |     |     |     |     |     |     |       |     | .08  |
| PORT ARTHUR WB AP     |                   |     |     |     |     |     |     |     |     |     |     |     |                   |     |   |     |      |      | .01 |     |     |     |     |     |       |     | .01  |
| PRAIRIE MOUNTAIN      |                   |     |     |     |     |     |     |     |     |     |     |     |                   |     |   | .11 |      |      |     |     |     |     |     |     |       |     | .11  |
| RANDOLPH FIELD        |                   |     |     |     |     |     |     |     |     |     |     |     |                   |     |   |     | .11  |      |     |     |     |     |     |     |       |     | .03  |
| RANKIN                |                   |     |     |     |     |     |     |     |     |     |     |     |                   |     |   |     |      |      |     |     |     |     |     |     |       |     | .03  |
| RED SPRINGS           |                   |     |     |     |     |     |     | .02 |     |     |     |     |                   |     |   |     | .28  | 1.27 | .24 |     | .06 | .04 |     |     | .03   | .01 | .16  |
| RIESEL                |                   |     |     |     |     |     |     |     |     |     |     |     |                   |     |   |     | .02  |      |     |     |     |     |     |     |       |     | 1.81 |
| SAN ANGELO WB AP      |                   |     |     |     |     |     |     |     |     |     | .01 | .01 |                   |     |   |     |      |      |     |     |     |     |     |     |       |     | .02  |
| SANDERSON 1 NW        |                   |     |     |     |     |     |     |     |     |     |     |     |                   |     |   |     | .65  | .39  | .01 |     |     |     |     |     |       |     | 1.05 |
| SHEPHERD              |                   |     |     |     |     |     |     |     |     |     |     |     |                   |     |   |     |      |      |     |     |     |     |     |     |       |     | .08  |
| SIMMS 2 NNW           |                   |     |     |     |     |     |     |     |     |     |     |     |                   |     |   |     |      |      |     | .01 | .07 |     |     |     |       |     | .06  |
| SOMORA-FIGURE 5 RANCH | .06               |     |     |     |     |     |     |     |     |     |     |     |                   |     |   |     |      |      |     |     |     |     |     |     |       |     | .06  |
| STAMFORD 2            |                   |     |     |     |     |     |     |     |     |     |     |     |                   |     |   |     | .59  |      | .03 | .05 | .01 | .01 | .03 | .03 |       |     | .75  |
| STEPHENVILLE 6 W      |                   |     |     |     |     |     | .07 | .05 | .06 | .17 | .31 | .15 |                   |     |   | .04 | .02  |      |     |     |     |     |     |     |       |     | .87  |
| SULPHUR SPRINGS       |                   |     |     |     |     |     |     |     |     |     |     | .01 | .01               |     |   |     |      |      |     |     |     |     |     |     |       |     | .36  |
| TATUM                 |                   |     |     |     |     |     |     |     |     |     |     |     |                   |     |   |     |      |      |     |     |     |     |     |     |       |     | .11  |
| TEXARKANA DAM         |                   |     |     |     |     |     |     |     |     |     |     |     |                   |     |   |     | .17  | .30  | .01 |     |     |     |     | .01 | .03   |     | .17  |
| TRUSCOTT              |                   |     |     |     |     |     |     |     |     |     |     |     |                   |     |   |     | 1.24 | .05  | .05 | .06 | .02 |     |     | .16 | .08   | .08 | .62  |
| WACO WB AP            |                   |     |     |     |     |     |     |     |     |     |     |     |                   |     |   | .03 | .01  | .01  |     |     |     |     |     |     |       |     | .09  |
| WATER VALLEY          |                   |     |     |     |     |     |     |     |     |     |     |     |                   |     |   | .03 | .01  |      |     |     |     |     |     |     |       |     | .08  |
| WAYSIDE               | .02               |     |     |     |     |     |     |     |     |     | .03 | .01 | .01               |     |   |     |      |      |     |     |     |     |     |     |       |     | .60  |
| WEATHERFORD           |                   | .03 | .34 | .10 | .08 |     |     |     |     |     |     |     |                   |     |   |     |      |      |     |     |     |     |     |     |       |     | .41  |
| WELLINGTON            | .10               | .20 | .10 |     | .01 | .08 |     |     |     | .01 | .02 | .02 | .05               | .01 |   | .02 | .08  | .03  | .03 | .04 | .01 | .04 | .05 | .03 | .01   | .01 | .79  |
| WHITNEY DAM           |                   |     |     |     |     |     |     |     |     |     |     |     |                   |     |   | .10 | .06  | .03  | .03 | .01 | .01 | .01 | .01 | .07 | .36   | .09 | .87  |
| WICHITA FALLS WB AP   |                   |     |     |     |     |     |     |     |     |     |     |     |                   | .18 |   |     |      |      |     |     |     |     |     |     |       |     | .50  |
| WILLIAM HARRIS RESVR  |                   |     |     |     |     |     |     |     |     |     |     |     |                   |     |   |     |      |      |     |     |     |     |     |     |       |     | .13  |
| WINCHELL              |                   |     |     |     |     |     |     |     |     |     |     |     |                   |     |   |     | .04  | .02  | .01 |     |     |     |     |     |       |     | .48  |
| WOLF CREEK DAM        | //                | .01 | .03 | .03 | .04 | .04 | .03 | .03 | .07 | .02 | .01 |     |                   |     |   |     |      |      |     |     |     |     |     | .03 | .01   | .07 | .58  |
| WOODSON 4 NE          |                   |     |     |     |     |     |     |     |     |     |     |     |                   |     |   |     |      |      |     |     |     |     |     |     |       |     |      |
| -4th-                 |                   |     |     |     |     |     |     |     |     |     |     |     |                   |     |   |     |      |      |     |     |     |     |     |     |       |     |      |
| ABILENE WB AP         | //                | .02 | .04 | .25 | .14 | .05 |     | .03 | .13 | .05 |     |     |                   |     |   |     |      |      |     |     |     |     |     |     |       |     | .71  |
| ALVORD 5 NE           |                   |     |     |     | .01 |     |     |     |     |     |     |     |                   |     |   |     |      |      |     |     |     |     |     |     |       |     | .01  |
| AUSTIN WB AP          |                   |     |     |     |     |     |     |     |     |     |     |     |                   |     |   |     |      |      |     |     |     |     |     |     |       |     | .06  |
| BANKERSMITH           |                   |     |     |     |     |     |     |     |     |     | .11 | .12 | .02               |     |   | .04 | .01  |      |     |     |     |     |     |     |       |     | .30  |
| BEEVILLE 5 NE         |                   |     |     |     |     |     |     |     |     |     |     |     |                   |     |   |     |      |      |     |     |     |     |     |     |       |     |      |
| BIG LAKE              | .02               |     |     |     |     |     |     |     |     |     |     |     |                   |     |   |     |      |      |     |     |     |     |     |     |       |     | .02  |
| BONITA                |                   |     |     |     |     |     |     |     |     |     |     |     |                   |     |   |     |      |      |     |     |     |     |     |     |       |     | .03  |
| BRADY                 |                   |     |     |     |     |     |     | .03 | .02 | .03 |     |     |                   |     |   |     | .02  | .01  |     |     |     |     |     |     |       |     | .03  |
| BRICE                 |                   |     |     |     |     |     |     |     |     |     |     |     |                   |     |   |     |      |      |     |     |     |     |     |     |       |     | .08  |
| BRIGGS 2 WNW          |                   |     |     |     |     |     |     |     |     |     |     |     |                   |     |   |     |      |      |     |     |     |     |     |     |       |     | .09  |
| BROWNSVILLE WB AP     |                   |     |     |     |     |     |     |     |     |     |     |     |                   |     |   |     | .06  |      |     |     |     |     |     |     |       |     | .64  |
| BUCHANAN DAM          |                   |     |     |     |     |     |     |     |     |     |     |     |                   |     |   |     |      |      |     |     |     |     |     |     |       |     | .02  |
| BUCHANAN DAM          |                   |     |     |     |     |     |     | .01 | .01 | .03 | .02 | .03 |                   |     |   |     |      |      |     |     |     |     |     |     |       |     | .10  |
| CHEROKEE              |                   |     |     |     |     |     |     | .16 | .15 |     | .02 | .03 |                   |     |   |     |      |      |     |     |     |     |     |     |       |     | .33  |
| CHILDRESS             | .03               | .05 | .02 |     | .01 | .02 |     |     |     |     | .02 | .07 | .05               |     |   |     |      |      |     |     |     |     |     |     |       |     | .31  |
| CORPUS CHRISTI WB AP  |                   |     |     |     |     |     |     |     |     |     |     |     |                   |     |   |     |      |      |     |     |     |     |     |     |       |     | .13  |
| CORVELL CITY          |                   |     |     |     |     |     |     |     |     |     |     |     |                   |     |   |     |      |      |     |     |     |     |     |     |       |     | .08  |
| COTILLA               |                   |     |     |     |     |     |     |     |     |     |     |     |                   |     |   |     |      |      |     |     |     |     |     |     |       |     | .07  |
| CRANFILLS GAP         |                   |     |     | .03 | .04 |     |     |     |     |     |     |     |                   |     |   |     |      |      |     |     |     |     |     |     |       |     | .08  |
| CRESSON               | .02               | .06 |     |     |     |     |     |     |     |     |     |     |                   |     |   |     |      |      |     |     |     |     |     |     |       |     | .53  |
| CROSS PLAINS NO 2     |                   |     |     | .08 | .10 | .18 |     | .10 | .04 |     |     |     |                   |     |   |     |      |      | .01 | .01 | .01 |     |     |     |       |     | .07  |
| DAWSON                | .03               | .04 |     |     |     |     |     |     |     |     |     |     |                   |     |   |     |      |      |     |     |     |     |     |     |       |     | .63  |
| EDEM 2                |                   |     |     |     |     |     |     |     |     |     |     |     |                   |     |   |     |      |      |     |     |     |     |     |     |       |     | .42  |
| ELECTRA               | .08               | .01 | .02 | .01 | .05 | .05 |     | .01 | .01 | .05 | .04 | .03 | .05               |     |   |     |      |      |     |     |     |     |     |     |       |     | .07  |
| EVANT                 |                   |     |     |     |     |     |     | .02 | .01 | .07 | .02 | .04 | .01               |     |   |     |      |      |     |     |     |     |     |     |       |     | .08  |
| FLAT                  |                   |     |     |     |     |     |     |     |     |     |     |     |                   |     |   |     |      |      |     |     |     |     |     |     |       |     | .25  |
| FORT STOCKTON         |                   |     |     |     |     |     |     |     |     |     |     |     |                   |     |   |     |      |      |     |     |     |     |     |     |       |     | .25  |
| FORT STOCKTON 25 SSW  |                   |     |     |     |     |     |     |     |     |     |     |     |                   |     |   |     |      |      |     |     |     |     |     |     |       |     | .22  |
| FREDERICKSBURG        |                   |     |     | .02 |     |     |     |     |     |     |     |     | .15               | .06 |   |     |      |      |     |     |     |     |     |     |       |     | .07  |
| GAGEBY 1 W            | .01               | .02 | .02 | .02 | .13 | .09 | .05 | .06 | .10 | .08 | .02 | .01 | .03               |     |   |     |      |      |     |     |     |     |     |     |       |     | .59  |
| GORMAN                |                   |     |     |     |     |     |     |     |     |     |     |     |                   |     |   |     |      |      |     |     |     |     |     |     |       |     | .05  |
| HALL RANCH            |                   |     |     |     |     |     |     |     |     |     |     |     |                   |     |   |     |      |      |     |     |     |     |     |     |       |     | .06  |
| HINDS                 |                   |     |     |     |     |     |     |     |     |     |     |     |                   |     |   |     |      |      |     |     |     |     |     |     |       |     | .19  |
| HORDS CREEK DAM       |                   |     |     | .01 | .05 | .02 |     | .01 | .10 |     |     |     |                   |     |   |     |      |      |     |     |     |     |     |     |       |     | .50  |
| INDIAN GAP            |                   |     |     |     |     |     |     |     |     |     |     |     |                   |     |   |     |      |      |     |     |     |     |     |     |       |     | .30  |
| JACKSBORO             | //                | .01 | .06 | .01 | .03 | .05 | .05 | .01 | .04 | .01 | .04 |     |                   |     |   |     |      |      |     |     |     |     |     |     |       |     | .03  |
| JAYTON                |                   |     |     |     |     |     |     |     |     |     |     |     |                   |     |   |     |      |      |     |     |     |     |     |     |       |     | .05  |
| KOPPEL                | .01               | .01 |     | .01 |     |     |     |     |     |     |     |     |                   |     |   |     |      |      |     |     |     |     |     |     |       |     | .02  |
| LAKE BRIDGEPORT DAM   |                   |     |     |     |     |     |     |     |     |     |     |     |                   |     |   |     |      |      |     |     |     |     |     |     |       |     | .03  |
| LAKE COLORADO CITY    |                   |     |     |     |     |     |     |     |     |     |     |     |                   |     |   |     |      |      |     |     |     |     |     |     |       |     | .07  |
| LONDON                |                   |     |     |     |     |     |     |     |     |     | .02 | .03 | .01               | .01 |   |     |      |      |     |     |     |     |     |     |       |     | .08  |
| LULING 1 SE           |                   |     |     |     |     |     |     |     |     |     |     |     |                   |     |   |     |      |      |     |     |     |     |     |     |       |     | .05  |
| MATADOR               |                   |     |     |     |     |     |     |     |     |     |     |     |                   |     |   |     |      |      |     |     |     |     |     |     |       |     | .01  |
| MAYPEARL              |                   |     |     |     |     |     |     |     |     |     |     |     |                   |     |   |     |      |      |     |     |     |     |     |     |       |     | .07  |
| MINERAL WELLS         |                   |     |     |     |     | .01 | .01 | .01 | .04 |     |     |     |                   |     |   |     |      |      |     |     |     |     |     |     |       |     | .28  |
| MOLINE                |                   |     |     |     |     |     |     |     |     |     | .08 |     |                   |     |   |     |      |      |     |     |     |     |     |     |       |     | .04  |
| PAMPA WATER PL        |                   |     |     |     |     |     |     |     |     |     |     |     |                   |     |   |     |      |      |     |     |     |     |     |     |       |     | .51  |
| PRAIRIE MOUNTAIN      |                   |     |     | .03 |     |     |     |     |     |     |     |     |                   |     |   |     |      |      |     |     |     |     |     |     |       |     | .06  |
| RANDOLPH FIELD        |                   |     |     |     |     |     |     |     |     |     |     |     |                   |     |   |     |      |      |     |     |     |     |     |     |       |     | .02  |
| RANKIN                | .01               | .01 |     |     |     |     |     |     |     |     |     |     |                   |     |   |     |      |      |     |     |     |     |     |     |       |     | .78  |
| RED SPRINGS           | .11               | .08 | .06 | .01 | .04 | .06 |     | .15 | .15 | .01 | .09 | .02 | *                 | *   | * | .49 | .03  | .19  |     |     |     |     |     |     |       | .49 |      |
| ROCKSPRINGS           |                   |     |     |     |     |     |     |     |     |     |     |     |                   |     |   |     |      |      |     |     |     |     |     |     |       |     | .23  |
| SAN ANTONIO WB AP     |                   |     |     |     |     |     |     |     |     |     |     |     |                   |     |   |     |      |      |     |     |     |     |     |     |       |     | .05  |
| SAN ANTONIO NURSERY   |                   |     |     |     | </  |     |     |     |     |     |     |     |                   |     |   |     |      |      |     |     |     |     |     |     |       |     |      |

# HOURLY PRECIPITATION

TEXAS  
MAY 1957

| Station               | A. M. Hour Ending |     |     |     |     |     |   |   |   |    |    |    | P. M. Hour Ending |   |   |   |   |   |   |   |   |    |    |    | Total |
|-----------------------|-------------------|-----|-----|-----|-----|-----|---|---|---|----|----|----|-------------------|---|---|---|---|---|---|---|---|----|----|----|-------|
|                       | 1                 | 2   | 3   | 4   | 5   | 6   | 7 | 8 | 9 | 10 | 11 | 12 | 1                 | 2 | 3 | 4 | 5 | 6 | 7 | 8 | 9 | 10 | 11 | 12 |       |
| -7th-                 |                   |     |     |     |     |     |   |   |   |    |    |    |                   |   |   |   |   |   |   |   |   |    |    |    |       |
| BALMORHEA 2 ENE       |                   |     |     |     |     |     |   |   |   |    |    |    |                   |   |   |   |   |   |   |   |   |    |    |    | .22   |
| CALHOUN               |                   |     |     |     |     |     |   |   |   |    |    |    |                   |   |   |   |   |   |   |   |   |    |    |    | .06   |
| EAGLE PASS            |                   | .01 | .01 |     |     |     |   |   |   |    |    |    |                   |   |   |   |   |   |   |   |   |    |    |    | .02   |
| EL PASO WB AP         |                   |     |     |     |     |     |   |   |   |    |    |    |                   |   |   |   |   |   |   |   |   |    |    |    | .08   |
| FABENS                |                   |     |     |     |     |     |   |   |   |    |    |    |                   |   |   |   |   |   |   |   |   |    |    |    | .07   |
| FORT STOCKTON         |                   |     |     |     |     |     |   |   |   |    |    |    |                   |   |   |   |   |   |   |   |   |    |    |    | .01   |
| JEWETT                |                   |     |     |     |     |     |   |   |   |    |    |    |                   |   |   |   |   |   |   |   |   |    |    |    | .01   |
| LAREDO WB AP          |                   |     |     |     |     |     |   |   |   |    |    |    |                   |   |   |   |   |   |   |   |   |    |    |    | .01   |
| MARFA CHARCOAL RANCH  |                   |     |     |     |     |     |   |   |   |    |    |    |                   |   |   |   |   |   |   |   |   |    |    |    | .01   |
| MARFA 10 SE           |                   |     |     |     |     |     |   |   |   |    |    |    |                   |   |   |   |   |   |   |   |   |    |    |    | .23   |
| MARFA RYAN            |                   |     |     |     |     |     |   |   |   |    |    |    |                   |   |   |   |   |   |   |   |   |    |    |    | .10   |
| MOUNT LOCKE           |                   |     |     |     |     |     |   |   |   |    |    |    |                   |   |   |   |   |   |   |   |   |    |    |    | .17   |
| PANTHER JUNCTION      |                   |     |     |     |     |     |   |   |   |    |    |    |                   |   |   |   |   |   |   |   |   |    |    |    | .03   |
| RED BLUFF DAM         |                   |     |     |     |     |     |   |   |   |    |    |    |                   |   |   |   |   |   |   |   |   |    |    |    | .02   |
| SANDERSON 1 NW        |                   |     |     |     |     |     |   |   |   |    |    |    |                   |   |   |   |   |   |   |   |   |    |    |    | .02   |
| SHEFFIELD             |                   |     |     |     |     |     |   |   |   |    |    |    |                   |   |   |   |   |   |   |   |   |    |    |    | .35   |
| SIERRA BLANCA         |                   |     |     |     |     |     |   |   |   |    |    |    |                   |   |   |   |   |   |   |   |   |    |    |    | .01   |
| WINK                  |                   |     |     |     |     |     |   |   |   |    |    |    |                   |   |   |   |   |   |   |   |   |    |    |    | .05   |
| ZAPATA                |                   |     |     |     |     |     |   |   |   |    |    |    |                   |   |   |   |   |   |   |   |   |    |    |    | .05   |
| -8th-                 |                   |     |     |     |     |     |   |   |   |    |    |    |                   |   |   |   |   |   |   |   |   |    |    |    |       |
| ABILENE WB AP         | //                |     |     |     |     |     |   |   |   |    |    |    |                   |   |   |   |   |   |   |   |   |    |    |    | .84   |
| AMARILLO WB AP        | //                |     |     |     |     |     |   |   |   |    |    |    |                   |   |   |   |   |   |   |   |   |    |    |    | .02   |
| ANDREWS               |                   |     |     |     |     |     |   |   |   |    |    |    |                   |   |   |   |   |   |   |   |   |    |    |    | .21   |
| ANNA                  |                   |     |     |     |     |     |   |   |   |    |    |    |                   |   |   |   |   |   |   |   |   |    |    |    | .05   |
| BANKERSMITH           |                   |     |     |     |     |     |   |   |   |    |    |    |                   |   |   |   |   |   |   |   |   |    |    |    | .04   |
| BENBROOK DAM          |                   |     |     |     |     |     |   |   |   |    |    |    |                   |   |   |   |   |   |   |   |   |    |    |    | .05   |
| BIG LAKE              |                   |     |     |     |     |     |   |   |   |    |    |    |                   |   |   |   |   |   |   |   |   |    |    |    | .10   |
| BIG SPRING FIELD STA  |                   |     |     |     |     |     |   |   |   |    |    |    |                   |   |   |   |   |   |   |   |   |    |    |    | .56   |
| BON WIER              |                   |     |     |     |     |     |   |   |   |    |    |    |                   |   |   |   |   |   |   |   |   |    |    |    | .04   |
| BRICE                 |                   |     |     |     |     |     |   |   |   |    |    |    |                   |   |   |   |   |   |   |   |   |    |    |    | .28   |
| BUENAVISTA            |                   |     |     |     |     |     |   |   |   |    |    |    |                   |   |   |   |   |   |   |   |   |    |    |    | .22   |
| CALHOUN               |                   |     |     |     |     |     |   |   |   |    |    |    |                   |   |   |   |   |   |   |   |   |    |    |    | .17   |
| CHILDRESS             |                   |     |     |     |     |     |   |   |   |    |    |    |                   |   |   |   |   |   |   |   |   |    |    |    | .90   |
| CLARKSVILLE 2 W       |                   |     |     |     |     |     |   |   |   |    |    |    |                   |   |   |   |   |   |   |   |   |    |    |    | .57   |
| COMMERCE              |                   |     |     |     |     |     |   |   |   |    |    |    |                   |   |   |   |   |   |   |   |   |    |    |    | .14   |
| CONROE                |                   |     |     |     |     |     |   |   |   |    |    |    |                   |   |   |   |   |   |   |   |   |    |    |    | .01   |
| CORVELL CITY          |                   |     |     |     |     |     |   |   |   |    |    |    |                   |   |   |   |   |   |   |   |   |    |    |    | .07   |
| CRANE                 |                   |     |     |     |     |     |   |   |   |    |    |    |                   |   |   |   |   |   |   |   |   |    |    |    | .10   |
| CRANFILLS GAP         |                   |     |     |     |     |     |   |   |   |    |    |    |                   |   |   |   |   |   |   |   |   |    |    |    | .04   |
| CRESSON               |                   |     |     |     |     |     |   |   |   |    |    |    |                   |   |   |   |   |   |   |   |   |    |    |    | .03   |
| DENISON DAM           |                   |     |     |     |     |     |   |   |   |    |    |    |                   |   |   |   |   |   |   |   |   |    |    |    | .28   |
| DEPORT                |                   |     |     |     |     |     |   |   |   |    |    |    |                   |   |   |   |   |   |   |   |   |    |    |    | .02   |
| EL PASO WB AP         |                   |     |     |     |     |     |   |   |   |    |    |    |                   |   |   |   |   |   |   |   |   |    |    |    | .39   |
| ELECTRA               |                   |     |     |     |     |     |   |   |   |    |    |    |                   |   |   |   |   |   |   |   |   |    |    |    | .35   |
| FORT STOCKTON         | *                 | .33 |     |     |     |     |   |   |   |    |    |    |                   |   |   |   |   |   |   |   |   |    |    |    | .05   |
| GARDEN CITY 16 E      |                   |     |     |     |     |     |   |   |   |    |    |    |                   |   |   |   |   |   |   |   |   |    |    |    | .03   |
| GILMER 2 S            |                   |     |     |     |     |     |   |   |   |    |    |    |                   |   |   |   |   |   |   |   |   |    |    |    | .03   |
| GRAPEVINE DAM         |                   |     |     |     |     |     |   |   |   |    |    |    |                   |   |   |   |   |   |   |   |   |    |    |    | .03   |
| HONEY GROVE           |                   |     |     |     |     |     |   |   |   |    |    |    |                   |   |   |   |   |   |   |   |   |    |    |    | .03   |
| JAYTON                | //                |     |     |     |     |     |   |   |   |    |    |    |                   |   |   |   |   |   |   |   |   |    |    |    | .25   |
| JEWETT                |                   | .01 | .01 |     |     |     |   |   |   |    |    |    |                   |   |   |   |   |   |   |   |   |    |    |    | .44   |
| KRESS                 |                   |     |     |     |     |     |   |   |   |    |    |    |                   |   |   |   |   |   |   |   |   |    |    |    | .10   |
| LAKE COFFEE HILL      |                   |     |     |     |     |     |   |   |   |    |    |    |                   |   |   |   |   |   |   |   |   |    |    |    | .75   |
| LAKE COLORADO CITY    |                   |     |     |     |     |     |   |   |   |    |    |    |                   |   |   |   |   |   |   |   |   |    |    |    | .03   |
| LATEX                 |                   |     |     |     |     |     |   |   |   |    |    |    |                   |   |   |   |   |   |   |   |   |    |    |    | .04   |
| LEXINGTON             |                   |     |     |     |     |     |   |   |   |    |    |    |                   |   |   |   |   |   |   |   |   |    |    |    | 1.05  |
| LORAIN                |                   |     |     |     |     |     |   |   |   |    |    |    |                   |   |   |   |   |   |   |   |   |    |    |    | .78   |
| LUGBOCK               |                   |     |     |     |     |     |   |   |   |    |    |    |                   |   |   |   |   |   |   |   |   |    |    |    | .03   |
| MARFA CHARCOAL RANCH  | //                | .03 |     |     |     |     |   |   |   |    |    |    |                   |   |   |   |   |   |   |   |   |    |    |    | .82   |
| MATADOR               |                   |     |     |     |     |     |   |   |   |    |    |    |                   |   |   |   |   |   |   |   |   |    |    |    | .05   |
| MC LEAN               |                   |     |     |     |     |     |   |   |   |    |    |    |                   |   |   |   |   |   |   |   |   |    |    |    | .04   |
| MIDLAND WB AP         | //                | .03 | .02 |     |     |     |   |   |   |    |    |    |                   |   |   |   |   |   |   |   |   |    |    |    | .05   |
| MOUNT LOCKE           | //                |     |     |     |     |     |   |   |   |    |    |    |                   |   |   |   |   |   |   |   |   |    |    |    | .29   |
| O DONNELL             | //                | .04 | .01 |     |     |     |   |   |   |    |    |    |                   |   |   |   |   |   |   |   |   |    |    |    | .05   |
| PALESTINE             |                   | .01 | .01 |     |     |     |   |   |   |    |    |    |                   |   |   |   |   |   |   |   |   |    |    |    | .29   |
| PANTHER JUNCTION      |                   |     |     |     |     |     |   |   |   |    |    |    |                   |   |   |   |   |   |   |   |   |    |    |    | .05   |
| PEP                   |                   |     |     |     |     |     |   |   |   |    |    |    |                   |   |   |   |   |   |   |   |   |    |    |    | .24   |
| PITTSBURG 4 S         |                   |     |     |     |     |     |   |   |   |    |    |    |                   |   |   |   |   |   |   |   |   |    |    |    | .32   |
| PRAIRIE MOUNTAIN      |                   |     |     |     |     |     |   |   |   |    |    |    |                   |   |   |   |   |   |   |   |   |    |    |    | .05   |
| RED BLUFF DAM         |                   |     |     |     |     |     |   |   |   |    |    |    |                   |   |   |   |   |   |   |   |   |    |    |    | .07   |
| RED SPRINGS           |                   |     |     |     |     |     |   |   |   |    |    |    |                   |   |   |   |   |   |   |   |   |    |    |    | .10   |
| RIESEL                |                   |     |     |     |     |     |   |   |   |    |    |    |                   |   |   |   |   |   |   |   |   |    |    |    | .02   |
| SAN ANGELO WB AP      |                   |     |     |     |     |     |   |   |   |    |    |    |                   |   |   |   |   |   |   |   |   |    |    |    | .04   |
| SANDERSON 1 NW        | *                 | *   | .15 |     |     |     |   |   |   |    |    |    |                   |   |   |   |   |   |   |   |   |    |    |    | .60   |
| SHEFFIELD             | .07               | .01 |     |     |     |     |   |   |   |    |    |    |                   |   |   |   |   |   |   |   |   |    |    |    | .15   |
| SIERRA BLANCA         | .03               | .01 |     |     |     |     |   |   |   |    |    |    |                   |   |   |   |   |   |   |   |   |    |    |    | .08   |
| SOMERVILLE            |                   |     |     |     |     |     |   |   |   |    |    |    |                   |   |   |   |   |   |   |   |   |    |    |    | .04   |
| SPUR 1 NW             |                   |     |     |     |     |     |   |   |   |    |    |    |                   |   |   |   |   |   |   |   |   |    |    |    | .15   |
| STAMFORD 2            |                   |     |     |     |     |     |   |   |   |    |    |    |                   |   |   |   |   |   |   |   |   |    |    |    | .35   |
| SULPHUR SPRINGS       |                   |     |     |     |     |     |   |   |   |    |    |    |                   |   |   |   |   |   |   |   |   |    |    |    | 1.48  |
| TARPLEY 1 E           |                   |     |     |     |     |     |   |   |   |    |    |    |                   |   |   |   |   |   |   |   |   |    |    |    | .20   |
| TERLINGUA 8 N         |                   |     |     |     |     |     |   |   |   |    |    |    |                   |   |   |   |   |   |   |   |   |    |    |    | .04   |
| TINWIN RANCH          |                   |     |     |     |     |     |   |   |   |    |    |    |                   |   |   |   |   |   |   |   |   |    |    |    | .55   |
| TRUSCOTT              |                   |     |     |     |     |     |   |   |   |    |    |    |                   |   |   |   |   |   |   |   |   |    |    |    | .08   |
| WACO WB AP            |                   |     |     |     |     |     |   |   |   |    |    |    |                   |   |   |   |   |   |   |   |   |    |    |    | .48   |
| WASHINGTON STATE PARK |                   |     |     |     |     |     |   |   |   |    |    |    |                   |   |   |   |   |   |   |   |   |    |    |    | .01   |
| WELLINGTON            |                   |     |     |     |     |     |   |   |   |    |    |    |                   |   |   |   |   |   |   |   |   |    |    |    | .14   |
| WHITNEY DAM           |                   |     |     |     |     |     |   |   |   |    |    |    |                   |   |   |   |   |   |   |   |   |    |    |    | .71   |
| WICHITA FALLS WB AP   |                   |     |     |     |     |     |   |   |   |    |    |    |                   |   |   |   |   |   |   |   |   |    |    |    | .06   |
| WINK                  |                   |     |     |     |     |     |   |   |   |    |    |    |                   |   |   |   |   |   |   |   |   |    |    |    | .45   |
| -9th-                 |                   |     |     |     |     |     |   |   |   |    |    |    |                   |   |   |   |   |   |   |   |   |    |    |    |       |
| ABILENE WB AP         | //                | .95 | .09 | .10 | .01 | .01 |   |   |   |    |    |    |                   |   |   |   |   |   |   |   |   |    |    |    | 1.16  |
| ALVORD 5 NE           |                   |     | .24 | .16 | .01 | .09 |   |   |   |    |    |    |                   |   |   |   |   |   |   |   |   |    |    |    | .50   |
| ANNA                  |                   |     |     |     |     |     |   |   |   |    |    |    |                   |   |   |   |   |   |   |   |   |    |    |    | .10   |
| AUSTIN WB AP          |                   |     |     |     |     |     |   |   |   |    |    |    |                   |   |   |   |   |   |   |   |   |    |    |    | .13   |
| BANKERSMITH           |                   |     |     |     |     |     |   |   |   |    |    |    |                   |   |   |   |   |   |   |   |   |    |    |    | .65   |
| BEVILLIE 5 NE         |                   |     |     |     |     |     |   |   |   |    |    |    |                   |   |   |   |   |   |   |   |   |    |    |    | .25   |
| BELTON DAM            |                   |     |     |     |     |     |   |   |   |    |    |    |                   |   |   |   |   |   |   |   |   |    |    |    | .55   |
| BENAVIDES             |                   |     |     |     |     |     |   |   |   |    |    |    |                   |   |   |   |   |   |   |   |   |    |    |    | 1.47  |
| BENBROOK DAM          |                   | .01 | .06 | .12 | .23 | .04 |   |   |   |    |    |    |                   |   |   |   |   |   |   |   |   |    |    |    | .91   |
| BONITA                |                   | .42 | .18 | .14 |     |     |   |   |   |    |    |    |                   |   |   |   |   |   |   |   |   |    |    |    |       |











# HOURLY PRECIPITATION

TEXAS  
MAY 1957

| Station               | A. M. Hour Ending |     |     |     |     |     |     |      |     |     |     |     | P. M. Hour Ending |      |      |     |      |     |     |     |      |      |     |     | Total |
|-----------------------|-------------------|-----|-----|-----|-----|-----|-----|------|-----|-----|-----|-----|-------------------|------|------|-----|------|-----|-----|-----|------|------|-----|-----|-------|
|                       | 1                 | 2   | 3   | 4   | 5   | 6   | 7   | 8    | 9   | 10  | 11  | 12  | 1                 | 2    | 3    | 4   | 5    | 6   | 7   | 8   | 9    | 10   | 11  | 12  |       |
| WILLIAM HARRIS RESVR  |                   |     |     |     |     |     |     |      |     |     |     |     |                   |      | .01  | .01 |      |     |     |     |      |      |     |     | .02   |
| WINCHELL              |                   | .51 | .13 | .03 | .02 |     |     |      |     |     |     |     |                   |      |      |     |      |     |     |     |      |      |     |     | .69   |
| WOODSON 4 NE          |                   |     |     | .18 | .15 | .13 | .03 |      |     |     |     |     |                   |      |      |     |      |     |     |     |      |      |     |     | .49   |
| -14th-                |                   |     |     |     |     |     |     |      |     |     |     |     |                   |      |      |     |      |     |     |     |      |      |     |     |       |
| BANKERSMITH           |                   |     |     |     |     |     |     |      |     |     |     |     |                   |      |      |     |      |     | .44 | .01 | .01  | .33  |     | .33 |       |
| COTULLA               |                   |     |     |     |     |     |     |      |     |     |     |     |                   |      |      |     |      |     |     |     |      |      |     |     | .46   |
| LATEX                 |                   | .01 | .38 |     |     |     |     |      |     |     |     |     |                   |      |      |     |      |     |     |     |      |      |     |     | .39   |
| LOVELADY              |                   | .04 |     |     |     |     |     |      |     |     |     |     |                   |      |      |     |      |     |     |     |      |      |     |     | .04   |
| NACOGDOCHES 2 ENE     |                   |     |     |     | .01 |     | .01 | 1.19 | .03 | .01 |     |     |                   |      |      |     |      |     |     |     |      |      | .03 |     | 1.25  |
| SAN ANTONIO WB AP     |                   |     |     |     |     |     |     |      |     |     |     |     |                   |      |      |     |      |     |     |     |      | .02  | .01 |     | .03   |
| SAN ANTONIO NURSERY   |                   | .29 |     |     |     |     |     |      |     |     |     |     |                   |      |      |     |      |     |     |     |      |      |     |     | .29   |
| TATUM                 |                   |     |     |     |     |     |     |      |     |     |     |     |                   |      |      |     |      |     |     |     |      |      |     |     |       |
| -15th-                |                   |     |     |     |     |     |     |      |     |     |     |     |                   |      |      |     |      |     |     |     |      |      |     |     |       |
| AMARILLO WB AP        | //                |     |     |     |     |     |     |      |     |     |     |     | .02               | .06  | .02  |     |      |     |     |     | *    | *    | *   | .90 | .10   |
| ANDREWS               |                   |     |     |     |     |     |     |      |     |     |     |     | .02               | .02  | .03  |     |      |     |     |     |      |      |     |     | .05   |
| ANNA                  |                   |     |     |     |     |     |     |      |     | .10 | .01 |     |                   |      |      |     |      |     |     |     |      |      |     |     | .90   |
| BON WIER              |                   |     |     |     |     |     |     |      |     |     |     |     |                   |      |      |     |      |     |     |     | 1.20 | .40  | .83 | .02 | 2.45  |
| GAGEBY 1 W            |                   |     |     |     |     |     |     |      |     |     |     |     |                   |      |      |     |      |     |     |     |      | .47  | .02 |     | .49   |
| GARCIA LAKE 7 NE      |                   |     |     |     |     |     |     |      |     |     |     |     |                   |      |      |     |      | .34 |     |     |      |      |     |     | .34   |
| GILMER 2 S            |                   |     |     |     |     |     |     |      |     |     |     |     |                   |      |      |     |      |     |     |     |      | .01  | .01 | .23 | .25   |
| KRESS                 |                   |     |     |     |     |     |     |      |     |     |     |     |                   |      |      |     |      |     |     |     |      | 1.07 | .01 |     | 1.08  |
| LAVON DAM             |                   |     |     |     |     |     |     |      |     |     |     |     | .01               | .34  | .54  |     |      |     |     |     |      |      |     |     | .90   |
| LIPSCOMB              | //                |     |     |     |     |     |     |      |     |     |     |     | .07               | .03  |      |     |      |     |     |     |      |      |     |     | .10   |
| LUBBOCK               | //                |     |     |     |     |     |     |      |     |     |     |     | .17               | .64  | 1.65 |     |      |     |     |     |      |      | .01 |     | 2.47  |
| MC LEAN               |                   |     |     |     |     |     |     |      |     |     |     |     | .06               | .19  | .06  | .01 | .04  | .01 |     |     |      |      |     |     | .15   |
| MULESHOE 2            |                   |     |     |     |     |     |     |      |     |     |     |     | .18               | .25  | .05  | .01 |      |     |     |     |      | .03  | .01 | .24 | .34   |
| PAMPA WATER PL        |                   |     |     |     |     |     |     |      |     |     |     |     | .35               | .03  |      |     |      |     |     |     | .04  |      |     |     | .43   |
| PEP                   |                   |     |     |     |     |     |     |      |     |     |     |     | .05               |      |      |     |      |     |     |     |      |      |     |     | .42   |
| PLAINS                |                   |     |     |     |     |     |     |      |     |     |     |     | .16               | .08  |      |     |      |     |     |     |      |      |     |     | .03   |
| PLEMONS               |                   |     |     |     |     |     |     |      | .03 |     |     |     | .53               | 1.10 | .02  |     |      |     |     |     |      |      |     | .08 | .24   |
| SHEPHERD              |                   |     |     |     |     |     |     |      |     |     |     |     |                   |      |      |     |      |     |     |     |      |      |     |     | 1.73  |
| SUNRAY                |                   |     |     |     |     |     |     |      |     |     |     |     |                   |      |      |     |      |     |     |     |      |      |     |     |       |
| TATUM                 |                   |     |     |     |     |     |     |      |     |     |     |     |                   |      |      |     |      |     |     |     |      |      |     |     |       |
| WAYSIDE               |                   |     |     |     |     |     |     |      |     |     |     |     |                   |      |      |     |      |     |     |     |      |      |     |     |       |
| -16th-                |                   |     |     |     |     |     |     |      |     |     |     |     |                   |      |      |     |      |     |     |     |      |      |     |     |       |
| AMARILLO WB AP        | //                | .04 | .01 |     |     |     |     | .10  | .08 |     |     |     |                   |      |      |     |      |     |     |     |      |      |     |     | .05   |
| BRADY                 |                   |     |     | .03 | .01 | .06 |     |      |     |     |     |     | *                 | *    | *    | .05 |      |     |     |     |      |      |     |     | .18   |
| BRICE                 |                   |     |     |     |     |     |     |      |     |     |     |     |                   |      |      |     |      |     |     |     |      |      |     |     | .10   |
| BUCHANAN DAM          | *                 | *   | *   | *   | *   | *   |     | .34  |     |     |     |     | *                 | *    | *    |     |      |     |     |     |      |      |     |     | .05   |
| CHILDRESS             |                   |     |     |     |     |     |     |      |     |     |     |     | .07               | .02  | .08  |     |      |     |     |     |      |      |     |     | .05   |
| CLARKSVILLE 2 W       |                   |     |     |     |     |     |     |      |     |     |     |     |                   |      |      |     |      |     |     |     |      |      |     |     | .09   |
| COMMERCE              |                   |     |     |     |     |     |     |      |     |     |     |     | .07               | .02  | .08  |     |      |     |     |     |      |      |     |     | .08   |
| DALLAS WB AP          | //                |     |     |     |     |     |     |      |     |     |     |     | .01               | .12  | .29  | .03 |      |     |     |     |      |      |     |     | .03   |
| DEL RIO WB AP         |                   |     |     |     |     |     |     |      |     |     |     |     |                   |      |      |     |      |     |     |     |      |      |     |     | .42   |
| DENISON DAM           |                   |     |     |     |     |     |     |      |     |     |     |     |                   |      |      |     |      |     |     |     |      |      |     |     | .07   |
| EAGLE PASS            |                   |     |     |     |     |     |     |      |     |     |     |     |                   |      |      |     |      |     |     |     |      |      |     |     | .03   |
| EVANT                 |                   |     |     |     |     |     |     |      |     | .01 | .11 |     |                   |      |      |     |      |     |     |     |      |      |     |     | .12   |
| GAGEBY 1 W            |                   | .02 | .10 | .24 | .02 | .02 |     |      |     | .03 |     |     |                   |      |      |     |      |     |     |     |      |      |     |     | .40   |
| GAINESVILLE           |                   |     |     |     |     |     |     |      |     |     |     |     | .01               | .01  | .01  | .02 | .23  |     |     |     |      |      |     |     | .03   |
| GILMER 2 S            |                   |     |     |     |     |     |     |      |     |     |     |     |                   |      |      |     |      |     |     |     |      |      |     |     | .03   |
| GORDONVILLE           |                   |     |     |     |     |     |     |      |     |     |     |     |                   |      |      |     |      |     |     |     |      |      |     |     | .25   |
| HONEY GROVE           |                   |     |     |     |     |     |     |      |     |     |     |     |                   |      |      |     |      |     |     |     |      |      |     |     | .40   |
| JUNCTION              |                   |     |     |     |     |     |     | .04  |     | .18 | .03 | .34 | .02               |      |      |     |      |     |     |     |      |      |     |     | .21   |
| KRESS                 |                   | .01 | .01 |     |     |     |     |      |     |     |     |     |                   |      |      |     |      |     |     |     |      |      |     |     | .40   |
| LA PRYOR              |                   |     |     |     |     |     |     |      |     |     |     |     |                   |      |      |     |      |     |     |     |      |      |     |     | .02   |
| LAVON DAM             | //                |     |     | .10 | .10 | .10 | .19 |      |     |     |     |     | .01               | .03  |      | .03 |      |     |     |     |      |      |     |     | .04   |
| LIPSCOMB              |                   |     |     |     |     |     |     |      |     |     |     |     | .04               | .02  | .03  |     |      |     |     |     |      |      |     |     | .49   |
| LOMA ALTA             |                   |     |     |     |     |     |     |      |     | .01 | .14 | .01 |                   |      |      |     |      |     |     |     |      |      |     |     | .20   |
| LONDON                |                   | .33 | .03 | .17 |     |     |     |      |     |     |     |     | .02               | .03  |      |     |      |     |     |     |      |      |     |     | .05   |
| MC LEAN               |                   | .05 | .01 |     |     |     |     |      |     |     |     |     |                   |      |      |     |      |     |     |     |      |      |     |     | .53   |
| PAMPA WATER PL        |                   | .12 | .08 | .05 |     |     |     |      |     |     |     |     | .02               | .30  | .02  | .01 | .01  |     |     |     |      |      |     |     | .06   |
| PLEMONS               |                   |     |     |     |     |     |     |      |     |     |     |     |                   |      |      |     |      |     |     |     |      |      |     |     | .25   |
| RIESEL                |                   |     |     |     |     |     |     |      |     |     |     |     |                   |      |      |     |      |     |     |     |      |      |     |     | .02   |
| ROCKSPRINGS           |                   |     |     |     |     |     |     | .03  | .04 | .01 | .05 | .02 |                   |      |      |     |      |     |     |     |      |      |     |     | .47   |
| SONORA-FIGURE 5 RANCH |                   |     |     |     |     |     |     |      |     |     |     |     |                   |      |      |     |      |     |     |     |      |      |     |     | .02   |
| SUNRAY                | .20               | .55 | .02 |     |     |     |     |      |     |     |     |     |                   |      |      |     |      |     |     |     |      |      |     |     | .77   |
| WAYSIDE               | .27               |     |     |     |     |     |     |      |     |     |     |     |                   |      |      |     |      |     |     |     |      |      |     |     | .27   |
| WOLF CREEK DAM        | //                | .07 | .01 | .01 |     |     |     |      |     |     |     |     |                   |      |      |     |      |     |     |     |      |      |     |     | .09   |
| -17th-                |                   |     |     |     |     |     |     |      |     |     |     |     |                   |      |      |     |      |     |     |     |      |      |     |     |       |
| ABILENE WB AP         | //                |     |     |     |     |     |     |      |     |     |     |     |                   |      |      |     |      |     |     |     | 1.02 | .19  | .06 | .34 | 1.27  |
| ALVORD 5 NE           |                   |     |     |     |     |     |     |      |     |     |     |     |                   |      |      |     |      |     |     |     |      |      |     | .23 | .57   |
| AMARILLO WB AP        | //                |     |     |     |     |     |     |      |     |     |     |     |                   |      |      |     |      |     |     |     |      |      |     |     | .01   |
| ANDREWS               |                   |     |     |     |     |     |     |      |     | .03 | .58 |     | .08               | .05  | .48  | .10 | .02  |     |     |     |      | .30  | .67 | .01 | 1.63  |
| BALMORHEA 2 ENE       |                   |     |     |     |     |     |     |      |     |     |     |     |                   |      |      |     |      |     |     |     |      |      |     |     | .11   |
| BENBROOK DAM          |                   |     |     |     |     |     |     |      |     |     |     |     |                   |      |      |     |      |     |     |     |      |      |     |     | .67   |
| BIG LAKE              |                   |     |     |     |     |     |     |      |     |     |     |     |                   |      |      |     |      |     |     |     |      |      |     |     | .08   |
| BIG SPRING FIELD STA  |                   |     |     |     |     |     |     |      |     |     |     |     |                   |      |      | .04 | 1.52 | .11 |     |     |      |      |     |     | .75   |
| BONITA                |                   |     |     |     |     |     |     |      |     |     |     |     |                   |      |      |     |      |     |     |     |      |      |     |     | .17   |
| BRADY                 |                   |     |     |     |     |     |     |      |     |     |     |     |                   |      |      |     |      |     |     |     |      |      |     |     | .92   |
| BRICE                 |                   |     |     |     |     |     |     |      |     |     |     |     |                   |      |      |     |      |     |     |     |      |      |     |     | .40   |
| BUENAVISTA            |                   |     |     |     |     |     |     |      |     |     |     |     | 1.06              | .05  | .11  | .11 | .25  | .23 | .05 | .05 | .12  |      |     |     | 2.23  |
| CHANNING              |                   |     |     |     |     |     |     |      |     |     |     |     |                   |      |      |     |      |     |     |     |      |      |     |     | .09   |
| CHILDRESS             |                   |     |     |     |     |     |     |      |     |     |     |     | .10               | .39  |      | .06 | .23  | .27 | .18 | .17 |      |      |     |     | 1.40  |
| COTULLA               |                   |     |     | .03 | .01 | .02 |     |      |     |     |     |     |                   |      |      |     |      |     |     |     |      |      |     |     | .06   |
| CRANE                 |                   |     |     |     |     |     |     |      |     |     |     |     | .22               | .29  | .01  |     |      |     |     |     |      |      | .07 |     | .59   |
| CRANFILLS GAP         |                   |     |     |     |     |     |     |      |     |     |     |     |                   |      |      |     |      |     |     |     |      |      |     |     | .40   |
| CRESSON               |                   |     |     |     |     |     |     |      |     |     |     |     |                   |      |      |     |      |     |     |     |      |      |     |     | .12   |
| CROSS PLAINS NO 2     |                   |     |     |     |     |     |     |      |     |     |     |     |                   |      |      |     |      |     |     |     |      | 1.15 | .16 | .09 | 1.40  |
| DEL RIO WB AP         |                   |     |     |     |     |     |     |      |     |     |     |     |                   |      |      |     |      |     |     |     |      |      |     |     | .75   |
| DENISON DAM           |                   |     |     |     |     |     |     |      |     |     |     |     |                   |      |      |     |      |     |     |     |      |      | .01 | .01 | .26   |
| DENTON EXP STATION    |                   |     |     |     |     |     |     |      |     |     |     |     |                   |      |      |     |      |     |     |     |      |      | .01 | .03 | .59   |
| EDEN 2                |                   |     |     |     |     |     |     |      |     |     |     |     |                   |      |      |     |      |     |     |     |      |      | .35 | .51 | .81   |
| ELDORADO 3 SSW        |                   |     |     |     |     |     |     |      |     |     |     |     |                   |      |      |     |      |     |     |     |      |      | .06 |     | .09   |
| ELECTRA               |                   |     |     |     |     |     |     |      |     |     |     |     |                   |      |      |     |      |     |     |     |      |      | .01 | .15 | 2.62  |
| EVANT                 |                   |     |     |     |     |     |     |      |     |     |     |     |                   |      |      | .32 | .40  | .75 | .20 | .45 | .35  | .15  | .27 |     | .27   |
| FORT STOCKTON         |                   |     |     |     |     |     |     |      |     |     |     |     |                   |      |      |     |      |     |     |     |      |      |     |     |       |



# HOURLY PRECIPITATION

| Station                | A. M. Hour Ending |     |     |     |     |      |      |       |     |      |     |      | P. M. Hour Ending |     |      |      |      |     |     |     |     |     |     |      | Total |
|------------------------|-------------------|-----|-----|-----|-----|------|------|-------|-----|------|-----|------|-------------------|-----|------|------|------|-----|-----|-----|-----|-----|-----|------|-------|
|                        | 1                 | 2   | 3   | 4   | 5   | 6    | 7    | 8     | 9   | 10   | 11  | 12   | 1                 | 2   | 3    | 4    | 5    | 6   | 7   | 8   | 9   | 10  | 11  | 12   |       |
| HOUSTON WB CITY        |                   |     |     |     |     |      |      |       |     |      | .02 |      |                   |     |      |      |      |     |     |     |     |     |     | .67  |       |
| HOUSTON ADDICKS        |                   |     |     |     |     |      |      |       |     |      |     |      |                   |     | .10  | .19  | .16  |     |     |     |     |     |     |      | .69   |
| HOUSTON ALIEF          |                   |     |     |     |     |      |      |       |     |      |     | .02  | .25               | .23 | .11  | .29  | .03  |     |     |     |     |     |     |      | .75   |
| HOUSTON SATSUMA        |                   |     |     |     |     |      |      |       |     |      |     | *    | *                 | *   | *    | *    | *    |     |     |     |     |     |     |      | .56   |
| INDIAN GAP             | .01               |     |     | .32 | .01 | .01  |      | .08   |     | .02  | .01 |      |                   |     |      |      |      |     |     |     |     |     |     |      | .46   |
| JACKSBORO              | .14               |     | .20 | .05 | .02 | .05  |      |       |     |      |     |      |                   |     |      |      |      |     |     |     |     |     |     |      | .46   |
| JAYTON                 | .03               |     |     |     |     |      |      |       |     |      |     |      | .02               | .01 |      |      |      |     |     |     |     | .01 |     |      | .03   |
| JEWETT                 |                   |     |     |     |     |      |      |       |     |      |     |      |                   |     |      |      |      |     |     |     |     |     |     |      | .04   |
| JUNCTION               | .03               | .14 | .11 | .17 | .01 | .11  | .06  | .04   | .11 | .07  |     |      |                   |     |      |      |      |     |     |     |     |     |     |      | .57   |
| JUSTIN 4 S             | .10               | .05 |     | .02 | .30 | .12  |      |       |     |      |     |      |                   |     |      |      |      |     |     |     |     |     |     |      | .73   |
| KOPPERL                |                   |     |     |     | .33 | .01  |      |       |     |      |     |      |                   |     |      |      |      |     |     |     |     |     |     |      | .69   |
| KOUNTZE                |                   |     |     |     |     |      |      |       |     |      |     |      |                   |     | .20  | .05  | .15  |     |     |     |     |     |     |      | .40   |
| LA PRYOR               | .16               | .01 | .13 | .16 | .01 | .03  | 1.11 | .14   | .68 | .78  | .15 |      |                   |     |      |      |      |     |     |     |     |     |     |      | 2.86  |
| LAKE BRIDGEPORT DAM    |                   |     |     |     |     |      | .01  |       |     |      |     |      |                   |     |      |      |      |     |     |     |     |     |     |      | .51   |
| LAKE COFFEE HILL       |                   |     |     |     |     |      |      |       |     |      |     |      |                   |     |      |      |      |     |     |     |     |     |     |      | .08   |
| LAKE COLORADO CITY     | .12               | .04 | .01 |     |     |      |      |       |     |      |     |      |                   |     |      |      |      |     |     |     |     |     |     |      | .17   |
| LANGTRY                |                   |     |     |     | .13 |      |      |       |     |      |     | .02  |                   |     |      |      |      |     |     |     |     |     |     |      | .13   |
| LAREDO WB AP           |                   |     |     |     |     | .28  |      | .17   | .01 | .12  | .09 | .02  |                   |     |      |      |      |     |     |     |     |     |     | .03  |       |
| LEAKEY                 |                   |     | .01 |     | .02 |      | *    | * * * | *   | *    | *   | *    | *                 | *   | *    | *    |      | .29 |     |     |     |     |     | .84  |       |
| LEXINGTON              |                   |     |     |     |     |      |      |       |     |      |     |      |                   |     |      |      |      |     |     |     |     |     |     |      | .29   |
| LITTLE ELM 1 NNE       | .02               | .12 | .08 | .05 | .09 | .01  | 1.08 | .19   | .07 | .02  | .13 | .02  |                   |     |      |      |      |     |     |     |     |     |     | .37  |       |
| LOMA ALTA              |                   |     |     | .13 | .38 | .14  | .02  | .33   | .06 | .04  | .13 | .07  |                   |     |      |      |      |     |     |     |     |     |     | 2.03 |       |
| LONDON                 |                   |     |     |     |     |      |      |       |     |      |     |      |                   |     |      |      |      |     |     |     |     |     |     | .68  |       |
| LORAIN                 | .18               | .17 | .07 | .01 |     | .01  |      |       |     |      |     |      |                   |     |      |      |      |     |     |     |     |     |     | .44  |       |
| LOVELADY               |                   |     |     |     |     |      |      |       |     |      |     |      |                   |     |      |      |      |     |     |     |     |     |     | .06  |       |
| LULING 1 SE            |                   |     |     |     |     |      | .02  | .06   | .01 |      | .04 | .06  | .02               | .09 | .11  | .01  | .04  |     |     |     |     |     |     |      | .32   |
| MAYPEARL               | .17               | .02 | .05 | .14 | .06 | .01  |      |       |     |      |     |      |                   |     |      |      |      |     |     |     |     |     |     | .14  |       |
| MINERAL WELLS          | .20               | .05 |     |     | .17 | .26  | .09  | .04   | .09 | .20  | .08 |      |                   |     | .02  | .09  |      |     | .02 | .02 | .01 |     |     | .81  |       |
| MOLINE                 |                   |     | .07 | .32 | .29 | .16  |      | .02   |     |      |     |      |                   |     |      |      |      |     |     |     | .12 | .04 |     | .86  |       |
| NACOGDOCHES 2 ENE      |                   |     |     |     |     |      | .09  | .07   | .14 | .17  | .04 |      |                   |     |      |      |      |     |     |     |     |     |     | .16  |       |
| OZONA 8 WSW            |                   |     |     |     |     |      | .02  |       |     |      |     |      |                   |     |      |      |      |     |     |     |     |     |     | .90  |       |
| PORT ARTHUR WB AP      |                   |     |     |     |     |      | .14  | .20   | .05 | .14  | .17 | .04  | .05               | .06 |      |      |      |     |     |     |     |     |     | .83  |       |
| PRAIRIE MOUNTAIN       |                   |     |     |     |     |      | .37  | .22   | .07 | .04  |     |      |                   |     |      |      |      |     |     |     | .02 | .04 |     | .05  |       |
| RANDOLPH FIELD         |                   |     |     |     |     |      |      |       |     |      |     |      |                   |     |      |      |      |     |     |     |     |     |     | .25  |       |
| RANKIN                 |                   | .18 | .07 |     |     |      |      |       |     |      |     |      |                   |     |      |      |      |     |     |     |     |     |     | .70  |       |
| RED SPRINGS            | .14               | .20 | .05 | .10 | .15 | .06  |      |       |     |      |     |      |                   |     |      |      |      |     |     |     |     |     |     | .02  |       |
| RENO                   |                   |     |     |     |     |      |      |       |     |      | .01 |      |                   |     |      |      |      |     |     |     |     |     |     | .83  |       |
| RIESEL                 |                   |     |     |     |     |      |      |       |     |      |     | .01  |                   |     |      |      |      |     |     |     |     |     |     | .05  |       |
| ROCKLAND 1 N           |                   |     |     |     |     | .08  | .20  | .50   | .10 | .05  | .02 |      |                   |     |      |      |      |     |     |     | .01 | .03 |     | .95  |       |
| ROCKSPRINGS            |                   |     |     |     |     |      | .03  |       |     |      |     |      |                   |     |      |      |      |     |     |     |     |     |     | .74  |       |
| SAN ANGELO WB AP       | .01               | .36 | .03 | .06 | .09 | .16  | .03  | .13   | .98 | .11  | .10 | .13  | .01               |     |      |      |      |     |     |     |     |     |     | 1.46 |       |
| SAN ANTONIO WB AP      |                   |     |     |     |     |      |      | .02   | .55 | .34  | .08 | .01  | .14               |     |      |      |      |     |     |     |     |     |     | 1.14 |       |
| SAN ANTONIO NURSERY    |                   |     |     |     |     |      |      |       |     |      |     |      |                   |     |      |      |      |     |     |     |     |     |     | -    |       |
| SANDERSON 1 NW         | *                 | *   | *   | *   | *   | 2.50 |      |       |     |      |     |      |                   |     |      |      |      |     |     |     |     |     |     | 2.50 |       |
| SANTA ANNA             |                   |     |     |     |     |      |      |       |     |      |     |      |                   |     |      | .21  | .20  |     |     |     |     |     |     | .46  |       |
| SARITA 7 E             |                   |     | .03 | .02 |     |      |      |       |     |      |     |      |                   |     |      |      |      |     |     |     |     |     |     | .40  |       |
| SHEFFIELD              |                   |     | .01 | .39 |     |      |      |       |     |      |     |      |                   |     |      |      |      |     |     |     |     |     |     | 1.21 |       |
| SHEPHERD               |                   |     |     |     |     |      |      |       | .01 | .02  |     |      | .08               |     |      |      |      |     |     |     |     |     |     | .25  |       |
| SOMERVILLE             |                   |     |     |     |     | .19  | .10  | .06   | .08 |      |     |      | .17               | .01 | .29  | .44  | .11  | .18 | .03 |     |     |     |     | .43  |       |
| SONORA-FIGURE 5 RANCH  |                   |     |     |     |     |      |      |       |     |      |     |      | .03               | .04 | .05  | .09  | .01  |     |     |     |     |     |     | .50  |       |
| STAMFORD 2             | .38               | .12 |     |     |     |      |      |       |     |      |     |      |                   |     |      |      |      |     |     |     |     |     |     | .83  |       |
| STEPHENVILLE 6 W       | .13               |     | .03 | .60 | .07 |      |      |       |     |      |     |      |                   |     |      |      |      |     |     |     |     |     |     | 1.04 |       |
| TARPLEY 1 E            | .02               | .02 |     |     | .17 | .33  | .30  | .12   | .01 | .05  | .02 | .06  |                   |     |      |      |      |     |     |     |     |     |     | .58  |       |
| TEMPLE SCS             |                   |     |     |     |     |      | .01  |       |     | .26  | .20 | .06  |                   |     |      |      |      |     |     |     |     |     |     | .01  |       |
| TEXARKANA DAM          |                   |     | .01 | .06 | .01 |      | .01  |       |     |      |     |      |                   |     |      |      |      |     |     |     |     |     |     | .08  |       |
| TRUSCOTT               |                   |     |     |     |     |      | .05  | .01   | .04 | .01  | .07 | 1.93 | .57               | .19 | .21  | .08  |      |     |     |     |     |     |     | 3.05 |       |
| VICTORIA WB AP         |                   |     |     |     |     |      |      |       |     |      | .03 | .07  | .12               | .27 | .02  | .15  |      |     |     |     |     |     |     | .21  |       |
| WACO WB AP             |                   |     |     |     |     |      |      |       |     |      |     |      |                   |     |      |      |      |     |     |     |     |     |     | .56  |       |
| WASHINGTON STATE PARK  | *                 | *   | *   | *   | *   | *    | *    | *     | *   | 1.55 |     |      |                   |     |      |      |      |     |     |     |     |     |     | 1.55 |       |
| WATER VALLEY           | .22               | .15 |     | .37 | .16 | .04  |      |       |     |      |     |      |                   |     |      | .06  | .01  |     |     |     |     |     |     | .94  |       |
| WEATHERFORD            |                   |     |     |     |     |      |      |       |     |      |     |      |                   |     |      |      |      |     |     |     |     |     |     | .06  |       |
| WESLACO 2 E            |                   |     |     |     |     |      |      |       |     |      |     |      | .01               | .05 | .04  | .01  |      |     |     |     |     |     |     | .11  |       |
| WHELOCK 3 SSE          |                   |     | .30 | .10 |     |      |      |       |     | .03  | .01 |      | .01               | .05 | .04  | .01  |      |     |     |     |     |     |     | .59  |       |
| WHITNEY DAM            | .09               | .01 | .01 | .01 |     | .07  | .03  | .09   | .03 | .03  |     |      |                   |     |      | .03  | .07  | .03 | .05 |     |     |     |     | .12  |       |
| WICHITA FALLS WB AP    |                   |     |     |     |     |      |      |       |     |      |     |      |                   |     |      |      |      |     |     |     |     |     |     | .25  |       |
| WILLIAM HARRIS RESVR   |                   | .09 | .40 | .03 | .01 | .07  | .03  | .09   | .03 | .03  |     |      |                   |     |      |      |      |     |     |     |     |     |     | .71  |       |
| WINCHELL               |                   |     |     | .10 | .35 | .19  |      |       |     |      |     |      |                   |     |      |      |      |     |     |     |     |     |     | .64  |       |
| WOLF CREEK DAM         |                   |     | *   | *   | *   | 1.95 |      |       |     |      |     |      |                   |     |      |      |      |     |     |     |     |     |     | 1.95 |       |
| WOODSON 4 NE           |                   |     |     |     |     |      |      |       |     |      |     |      |                   |     |      |      |      |     |     |     |     |     |     | .04  |       |
| ZAPATA                 |                   |     |     |     |     |      |      |       |     |      |     |      |                   |     |      |      |      |     |     |     |     |     |     |      |       |
| DEL RIO WB AP          |                   |     |     |     |     |      | .01  |       |     |      |     |      |                   |     |      |      |      |     |     |     |     |     |     | .01  |       |
| ANNA                   |                   |     |     |     |     |      |      |       |     |      |     |      |                   |     |      |      |      |     |     |     |     |     |     | 2.72 |       |
| CLARKSVILLE 2 W        |                   |     |     |     |     |      |      |       |     |      |     |      |                   |     |      | 1.12 | 1.57 | .03 |     |     |     |     |     | .16  |       |
| DEPORT                 |                   |     |     |     |     |      |      |       |     |      |     |      |                   |     |      |      |      |     |     |     |     |     |     | .49  |       |
| HONEY GROVE            |                   |     |     |     |     |      |      |       |     |      |     |      | .02               | .13 | 1.12 | .24  | .25  | .93 | .36 | .13 |     |     |     | 2.07 |       |
| LAKE COFFEE HILL       |                   |     |     |     |     |      |      |       |     |      |     |      |                   |     | .04  | 1.16 | .02  | .14 | .23 | .20 | .01 | .02 |     | 1.22 |       |
| LITTLE ELM 1 NNE       |                   |     |     |     |     |      |      |       |     |      |     |      |                   |     |      |      |      |     |     |     |     |     |     |      |       |
| ANNA                   |                   |     |     | .08 | .36 | .03  |      |       |     |      |     |      |                   |     |      |      |      |     |     |     | .22 | .36 |     | .58  |       |
| BUENAVISTA             |                   |     |     |     |     |      |      |       |     |      |     |      |                   |     |      |      |      |     |     |     |     |     |     | .47  |       |
| COMMERCE               |                   |     |     |     |     |      |      |       |     |      |     |      |                   |     |      |      |      |     |     |     | .01 | .33 |     | .36  |       |
| DALLAS WB AP           |                   |     |     |     |     |      |      |       |     |      |     |      |                   |     |      |      |      |     |     |     | *   | *   | *   | .42  |       |
| DAWSON                 |                   |     |     |     |     |      |      |       |     |      |     |      |                   |     |      |      |      |     |     |     | .15 | .08 | .20 | .20  |       |
| DENTON EXP STATION     |                   |     |     |     |     |      | .03  | .48   | .60 | .01  |     |      |                   |     |      |      |      |     |     |     |     |     |     | .23  |       |
| EDEN 2                 |                   |     |     |     |     |      |      |       |     | .16  | .16 |      |                   |     |      |      |      |     |     |     |     |     |     | 1.12 |       |
| ELECTRA                |                   |     |     |     |     |      |      |       |     |      |     |      |                   |     |      |      |      |     |     |     | .55 | .18 | .10 | .32  |       |
| FERRIS                 |                   |     |     |     |     |      |      |       |     |      |     |      |                   |     |      |      |      |     |     |     | .68 | .04 |     | .85  |       |
| FORT WORTH WB AP       |                   |     |     |     |     |      |      |       |     |      |     |      |                   |     |      |      |      |     |     |     | .17 | .01 |     | .72  |       |
| FORT WORTH MEACHAM FLD |                   |     |     |     |     |      |      |       |     |      |     |      |                   |     |      |      |      |     |     |     |     |     |     | .18  |       |
| GAINESVILLE            |                   |     |     |     |     |      | .05  | .66   | .18 | .24  |     |      |                   |     |      |      |      |     |     |     | .52 | .02 |     | .54  |       |
| GARCIA LAKE 7 NE       |                   |     |     |     |     |      |      |       |     |      |     |      |                   |     |      |      |      |     |     |     |     |     |     | 1.13 |       |
| GARZA LITTLE ELM DAM   |                   | </  |     |     |     |      |      |       |     |      |     |      |                   |     |      |      |      |     |     |     |     |     |     |      |       |







# HOURLY PRECIPITATION

TEXAS  
MAY 1957

| Station                | A. M. Hour Ending |     |      |      |     |      |     |     |     |     |     |     | P. M. Hour Ending |   |     |   |   |     |     |     |     |      |     |      | Total<br>Inch |
|------------------------|-------------------|-----|------|------|-----|------|-----|-----|-----|-----|-----|-----|-------------------|---|-----|---|---|-----|-----|-----|-----|------|-----|------|---------------|
|                        | 1                 | 2   | 3    | 4    | 5   | 6    | 7   | 8   | 9   | 10  | 11  | 12  | 1                 | 2 | 3   | 4 | 5 | 6   | 7   | 8   | 9   | 10   | 11  | 12   |               |
| ASHERTON               |                   |     |      |      |     |      |     |     |     |     |     | .37 | 1.34              |   |     |   |   | .03 | .15 | .11 | .13 | .25  | .01 | .68  |               |
| AUSTIN WB AP           |                   | .35 | 1.09 | .09  | .01 |      |     |     |     |     |     |     |                   |   |     |   |   |     |     |     |     |      |     | 3.26 |               |
| BALMORHEA 2 ENE        |                   |     |      |      |     |      |     |     |     |     |     |     |                   |   |     |   |   |     |     |     |     |      |     | .54  |               |
| BANKERSMITH            |                   |     |      |      |     |      |     |     |     |     |     |     |                   |   |     |   |   |     |     |     |     |      |     | .37  |               |
| BAY CITY 2 S           |                   |     |      |      |     |      |     |     | .07 | .01 |     |     |                   |   |     |   |   |     |     |     |     |      |     | .51  |               |
| BELTON DAM             |                   |     | .02  | .05  |     |      |     |     |     |     |     |     | .01               |   |     |   |   |     |     |     |     |      |     | .07  |               |
| BENBROOK DAM           |                   | .07 |      |      |     |      |     |     |     |     |     |     |                   |   |     |   |   |     |     |     |     |      |     | .07  |               |
| BIG LAKE               |                   |     |      |      |     |      |     |     |     |     |     |     |                   |   |     |   |   |     | .08 | .15 | .03 | .05  |     | .31  |               |
| BON WIER               |                   |     |      |      |     |      |     |     |     |     |     |     |                   |   |     |   |   |     |     |     |     |      |     | .03  |               |
| BRADY                  |                   |     |      |      |     |      |     |     |     |     |     |     |                   |   |     |   |   |     |     |     |     | .04  | .04 | .24  | .05           |
| BRIGGS 2 MNW           |                   |     |      |      |     |      |     |     |     |     |     |     |                   |   |     |   |   |     |     |     |     |      |     | .04  |               |
| BUEHAVISTA             |                   |     |      |      |     |      |     |     |     |     |     |     |                   |   |     |   |   |     |     | .09 | .01 |      |     | .47  |               |
| CALHOUN                |                   |     |      |      |     |      | .17 |     |     |     |     |     |                   |   |     |   |   |     |     |     |     |      |     | .17  |               |
| CHANNING               |                   |     |      |      |     |      |     |     |     |     |     |     |                   |   |     |   |   |     |     | .22 | .04 | .14  | .06 | .06  |               |
| CHEROKEE               |                   |     |      |      |     |      |     |     |     |     |     |     |                   |   |     |   |   |     |     |     |     |      |     | .47  |               |
| CLARKSVILLE 2 W        |                   |     | .77  | .67  | .12 | .14  | .04 |     |     |     |     |     |                   |   |     |   |   |     |     |     |     | .06  | .01 | 1.74 |               |
| COMMERCE               |                   | .01 | .89  | 1.14 | .09 | .01  | .54 | .06 | .02 |     |     |     |                   |   |     |   |   |     |     |     |     |      |     | 2.14 |               |
| CONROE                 |                   |     |      |      |     |      |     |     |     |     |     |     |                   |   |     |   |   |     |     |     | .03 | .03  | .04 | .21  | .02           |
| COTULLA                |                   |     |      |      |     |      |     |     |     |     |     |     |                   |   |     |   |   |     |     |     |     |      |     | .02  |               |
| CRABB 2 W              |                   |     |      |      |     |      |     | .25 |     |     |     |     |                   |   |     |   |   |     |     | .02 | .03 |      |     | .06  |               |
| CRANE                  |                   |     |      |      |     |      |     |     |     |     |     |     |                   |   |     |   |   |     |     |     |     |      |     | .36  |               |
| CRANFILLS GAP          |                   | .36 |      |      |     |      |     |     |     |     |     |     |                   |   |     |   |   |     |     |     |     |      |     | .11  |               |
| DALLAS WB AP           | //                |     | .10  | .01  |     |      | .23 | .01 |     |     |     |     |                   |   |     |   |   |     |     |     |     |      |     | .35  |               |
| DEL RIO WB AP          |                   |     |      |      |     |      |     |     |     |     |     |     | .01               |   | .01 |   |   |     |     | .13 | .08 |      | .06 | .29  |               |
| DENISON DAM            |                   |     |      |      |     |      |     |     |     |     |     |     |                   |   |     |   |   |     |     |     |     |      |     | .05  |               |
| DENTON EXP STATION     |                   | .05 |      |      | .01 | .02  | .01 |     |     |     |     |     |                   |   |     |   |   |     |     |     |     |      |     | .05  |               |
| DEPORT                 |                   |     | .40  | .13  | .17 | .10  | .03 | .01 | .01 |     |     |     |                   |   |     |   |   |     |     |     |     |      |     | .85  |               |
| EAGLE PASS             |                   |     |      |      |     |      |     |     |     |     |     |     |                   |   |     |   |   |     |     |     |     |      |     | .01  |               |
| EDEN 2                 |                   |     |      |      |     |      |     |     |     |     |     |     |                   |   |     |   |   |     |     | .68 | .87 | .17  | .61 | 1.07 |               |
| ELDORADO 3 SSW         |                   |     |      |      |     |      |     |     |     |     |     |     |                   |   |     |   |   |     |     |     | .17 | .90  | .15 | .33  |               |
| EVANT                  |                   | .02 |      |      |     |      |     |     |     |     |     |     |                   |   |     |   |   |     |     | .24 | .02 | .01  | .06 | 2.59 |               |
| FERRIS                 |                   | .07 |      |      |     |      |     |     |     |     |     |     |                   |   |     |   |   |     |     |     |     |      |     | .03  |               |
| FORT STOCKTON          |                   |     |      |      |     |      |     |     |     |     |     |     |                   |   |     |   |   |     |     |     |     |      |     | .07  |               |
| FORT STOCKTON 25 SSW   |                   |     |      |      |     |      |     |     |     |     |     |     |                   |   |     |   |   |     |     |     |     |      |     | 1.90 |               |
| FORT WORTH WB AP       |                   | .33 | 1.43 | .13  | .02 | .45  | .01 |     |     |     |     |     |                   |   |     |   |   |     |     |     |     |      |     | .40  |               |
| FORT WORTH MEACHAM FLD |                   | .13 | .02  | .01  | .56 | .03  |     |     |     |     |     |     |                   |   |     |   |   |     |     |     |     |      |     | 2.37 |               |
| FREDERICKSBURG         |                   |     |      |      |     |      |     |     |     |     |     |     |                   |   |     |   |   |     |     |     | .36 | .05  |     | .84  |               |
| GAINESVILLE            |                   |     |      |      | .01 |      | .01 |     |     |     |     |     |                   |   |     |   |   |     |     |     |     | .01  | .04 | .15  |               |
| GALVESTON WB CITY      |                   |     |      |      |     |      |     |     |     |     |     |     |                   |   |     |   |   |     |     |     |     |      |     | .05  |               |
| GARCIA LAKE 7 NE       |                   |     |      |      |     |      |     |     |     |     |     |     |                   |   |     |   |   |     |     |     |     |      |     | .22  |               |
| GARZA LITTLE ELM DAM   |                   | .15 | .05  | .05  |     |      |     |     |     |     |     |     |                   |   |     |   |   |     |     |     |     |      |     | .40  |               |
| GILMER 2 S             |                   |     |      |      |     |      |     |     |     |     |     |     |                   |   |     |   |   |     |     |     |     |      |     | .25  |               |
| GRAPEVINE DAM          |                   | .37 | .52  | .72  | .28 | 1.18 | .19 | .15 | .15 | .02 |     |     |                   |   |     |   |   |     |     |     |     |      |     | 1.69 |               |
| HALL RANCH             |                   |     |      |      |     |      |     |     |     |     |     |     |                   |   |     |   |   |     |     |     |     |      |     | 1.98 |               |
| HINDES                 |                   |     |      |      |     |      |     |     |     |     |     |     |                   |   |     |   |   |     |     |     |     |      |     | .13  |               |
| HONEY GROVE            | 1.38              | .84 | .06  | .13  |     |      |     |     |     |     |     |     |                   |   |     |   |   |     |     |     |     |      |     | 2.41 |               |
| HORDS CREEK DAM        |                   |     |      |      |     |      |     |     |     |     |     |     |                   |   |     |   |   |     |     |     |     |      |     | .05  |               |
| HOUSTON WB CITY        |                   |     |      |      |     |      |     | .34 | .01 |     |     |     |                   |   |     |   |   |     |     |     |     |      |     | .35  |               |
| HOUSTON ADDICKS        |                   |     |      |      |     |      |     | .11 | .02 | .01 | .01 |     |                   |   |     |   |   |     |     |     |     |      |     | .15  |               |
| HOUSTON ALIEF          |                   |     |      |      |     |      |     | .30 | .05 |     |     |     |                   |   |     |   |   |     |     |     |     |      |     | .35  |               |
| HOUSTON SATSUMA        |                   |     |      |      |     |      |     | .20 | .05 |     |     |     |                   |   |     |   |   |     |     |     |     |      |     | .25  |               |
| JEFFERSON              |                   |     |      |      |     |      | .28 | .10 | .09 | .20 | .03 |     |                   |   |     |   |   |     |     |     |     |      |     | .70  |               |
| JEWETT                 |                   |     |      |      | .01 | .11  | .05 | .02 |     |     |     |     |                   |   |     |   |   |     |     |     |     |      |     | .19  |               |
| JUNCTION               |                   |     |      |      |     |      |     |     |     |     |     |     |                   |   |     |   |   |     |     |     | .47 | .23  | .25 | .42  |               |
| KOUNTZE                |                   |     |      |      |     |      |     |     |     |     |     |     |                   |   |     |   |   |     |     |     |     | .17  | .25 | .06  |               |
| LA PRYOR               |                   |     |      |      |     |      |     |     |     | .48 | .03 | .01 |                   |   |     |   |   |     |     |     |     |      |     | .52  |               |
| LAKE COFFEE MILL       |                   |     |      |      |     |      |     |     |     |     |     |     |                   |   |     |   |   |     |     |     |     |      |     | 2.70 |               |
| LANGSTRY               |                   |     |      |      |     |      |     |     |     |     |     |     |                   |   |     |   |   |     |     |     | .41 | 1.92 | .24 | .07  |               |
| LAREDO WB AP           |                   |     |      |      |     |      |     |     |     |     |     |     |                   |   |     |   |   |     |     |     |     | .03  | .02 | .01  |               |
| LATEX                  |                   |     |      |      |     |      |     |     |     |     |     |     |                   |   |     |   |   |     |     |     |     |      |     | .68  |               |
| LAVON DA.1             |                   | .38 | .17  |      |     |      |     |     |     |     |     |     |                   |   |     |   |   |     |     |     |     |      |     | 1.63 |               |
| LEAKEY                 |                   |     |      |      |     |      |     |     |     |     |     |     |                   |   |     |   |   |     |     |     |     |      |     | 1.05 |               |
| LEXINGTON              |                   | .93 | .64  | .01  | .01 | *    | .07 |     |     |     |     |     |                   |   |     |   |   |     |     |     |     | .05  | .41 | .24  |               |
| LITTLE ELM 1 MNE       |                   | .30 | .16  | .09  |     |      |     |     |     |     |     |     |                   |   |     |   |   |     |     |     |     |      |     | .78  |               |
| LOMA ALTA              |                   |     |      |      |     |      |     |     |     |     |     |     |                   |   |     |   |   |     |     |     |     | .05  | .58 | 1.66 |               |
| LONDON                 |                   |     |      |      |     |      |     |     |     |     |     |     |                   |   |     |   |   |     |     |     | .06 | .14  | .17 | .24  |               |
| LOVELADY               |                   |     |      |      |     |      |     |     |     |     |     |     |                   |   |     |   |   |     |     |     |     | .05  | .58 | .55  |               |
| MABANK                 |                   |     | .02  | .01  | .36 | .01  |     | .01 |     | .01 |     |     |                   |   |     |   |   |     |     |     |     |      |     | .94  |               |
| MARFA CHARCOAL RANCH   |                   |     |      |      |     |      |     |     |     |     |     |     |                   |   |     |   |   |     |     |     |     |      |     | .14  |               |
| MARFA 10 SE            |                   |     |      |      |     |      |     |     |     |     |     |     |                   |   |     |   |   |     |     |     |     | .02  | .02 | .42  |               |
| MARFA RYAN             |                   |     |      |      |     |      |     |     |     |     |     |     |                   |   |     |   |   |     |     |     |     | .05  | .04 | .23  |               |
| MOLINE                 |                   |     |      |      |     |      |     |     |     |     |     |     |                   |   |     |   |   |     |     |     |     |      |     | .34  |               |
| MOUNT LOCKE            |                   |     |      |      |     |      |     |     |     |     |     |     |                   |   |     |   |   |     |     |     |     |      |     | .23  |               |
| MT PLEASANT            |                   | .04 | 1.74 | 1.04 | .13 | .15  | .13 |     |     |     |     |     |                   |   |     |   |   |     |     |     |     |      |     | .60  |               |
| MULESHOE 2             |                   |     |      |      |     |      |     |     |     |     |     |     |                   |   |     |   |   |     |     |     |     |      |     | 3.23 |               |
| NACOGDOCHES 2 ENE      |                   |     |      |      |     |      |     |     |     | .03 | .62 | .04 |                   |   |     |   |   |     |     |     |     |      |     | .19  |               |
| O DONNELL              | //                |     |      |      |     |      |     |     |     |     |     |     |                   |   |     |   |   |     |     |     |     |      |     | .69  |               |
| OZONA 8 WSW            |                   |     |      |      |     |      |     |     |     |     |     |     |                   |   |     |   |   |     |     |     |     | .03  | .02 | .05  |               |
| PANTHER JUNCTION       |                   |     |      |      |     |      |     |     |     |     |     |     |                   |   |     |   |   |     |     |     |     | .01  | .15 | .07  |               |
| PITTSBURG 4 S          |                   |     |      | .01  | .32 | .89  | .07 | .14 | .13 | .02 | .01 |     |                   |   |     |   |   |     |     |     |     |      |     | .45  |               |
| PLAINS                 |                   |     |      |      |     |      |     |     |     |     |     |     |                   |   |     |   |   |     |     |     |     |      |     | 1.59 |               |
| PLEMONS                |                   |     |      |      |     |      |     |     |     |     |     |     |                   |   |     |   |   |     |     |     |     |      |     | *    |               |
| PORT ARTHUR WB AP      |                   |     |      |      |     |      |     |     |     | .21 |     |     |                   |   |     |   |   |     |     |     |     |      |     | .25  |               |
| PRAIRIE MOUNTAIN       |                   |     |      |      |     |      |     |     |     |     |     |     |                   |   |     |   |   |     |     |     |     |      |     | .21  |               |
| RANDOLPH FIELD         |                   |     | .11  | .04  |     |      |     |     |     |     |     |     |                   |   |     |   |   |     |     |     |     |      |     | .19  |               |
| RANKIN                 |                   |     |      |      |     |      |     |     |     |     |     |     |                   |   |     |   |   |     |     |     |     |      |     | 2.18 |               |
| RED BLUFF DAM          |                   |     |      |      |     |      |     |     |     |     |     |     |                   |   |     |   |   |     |     |     |     |      |     | .16  |               |
| RIESEL                 |                   | .04 | .02  | .04  |     |      |     |     |     |     |     |     |                   |   |     |   |   |     |     |     |     |      |     | .06  |               |
| ROCKLAND 1 N           |                   |     |      |      |     |      |     |     |     |     |     |     |                   |   |     |   |   |     |     |     |     |      |     | .10  |               |
| ROCKSPRINGS            |                   |     |      |      |     |      |     |     |     |     |     |     |                   |   |     |   |   |     |     |     |     |      |     | .52  |               |
| SAN ANGELO WB AP       |                   |     |      |      |     |      |     |     |     |     |     |     |                   |   |     |   |   |     |     |     |     |      |     | .90  |               |
| SAN ANTONIO WB AP      |                   |     |      |      |     |      |     |     |     |     |     |     |                   |   |     |   |   |     |     |     |     |      |     | .28  |               |
| SAN ANTONIO NURSERY    |                   |     | .08  | .02  |     |      |     |     |     |     |     |     |                   |   |     |   |   |     |     |     |     |      |     | .12  |               |
| SANDERSON 1 NW         |                   |     |      |      |     |      |     |     |     |     |     |     |                   |   |     |   |   |     |     |     |     |      |     | .22  |               |
| SHEPHERD               |                   |     |      |      |     |      |     |     |     |     |     |     |                   |   |     |   |   |     |     |     |     |      |     | *    |               |
| SIERRA BLANCA          |                   |     |      |      |     |      |     |     |     |     |     |     |                   |   |     |   |   |     |     |     |     |      |     | .02  |               |
| SIMMS 2 MNW            |                   |     |      |      |     |      |     |     |     |     |     |     |                   |   |     |   |   |     |     |     |     |      |     | .72  |               |
| SOMERVILLE             |                   |     |      |      |     |      |     |     |     |     |     |     |                   |   |     |   |   |     |     |     |     |      |     | .28  |               |
| SONORA-FIGURE 5 RANCH  |                   |     |      |      |     |      |     |     |     |     |     |     |                   |   |     |   |   |     |     |     |     |      |     | 1.20 |               |
| SULPHUR SPRINGS        |                   | .38 | .67  | 2.19 | .49 | .07  | .03 |     |     |     |     |     |                   |   |     |   |   |     |     |     |     |      |     |      |               |





# HOURLY PRECIPITATION

TEXAS  
MAY 1957

| Station                | A. M. Hour Ending |     |     |     |      |      |     |      |      |     |     |     | P. M. Hour Ending |     |     |     |     |     |     |     |     |     |     |      | Total |     |
|------------------------|-------------------|-----|-----|-----|------|------|-----|------|------|-----|-----|-----|-------------------|-----|-----|-----|-----|-----|-----|-----|-----|-----|-----|------|-------|-----|
|                        | 1                 | 2   | 3   | 4   | 5    | 6    | 7   | 8    | 9    | 10  | 11  | 12  | 1                 | 2   | 3   | 4   | 5   | 6   | 7   | 8   | 9   | 10  | 11  | 12   |       |     |
| DEL RIO WB AP          |                   |     |     |     | .03  | 2.09 | .35 | .25  | .75  | .01 |     |     |                   |     |     |     |     |     |     |     |     |     |     | 3.48 |       |     |
| DENTON DAM             |                   |     |     |     |      |      | .50 | .05  | .23  | .07 |     |     |                   |     |     |     |     |     |     |     |     |     |     | 1.61 |       |     |
| DENTON EXP STATION     |                   |     |     |     |      |      | .71 | .33  | .03  |     |     |     |                   |     | .05 | .74 | .02 |     |     |     | .01 | .40 | .05 | .01  | 1.59  |     |
| DEPORT                 |                   |     |     |     |      |      |     |      |      |     |     |     |                   |     |     | *   | *   | *   | *   | *   |     |     |     |      | 1.95  |     |
| EDEN 2                 |                   |     |     | .31 | .09  |      |     |      |      |     |     |     |                   |     |     |     |     |     |     |     |     |     |     | .40  |       |     |
| ELDORADO 3 SSW         |                   | .75 |     |     | .02  |      |     |      | .11  |     |     |     |                   |     |     |     |     |     |     |     |     |     |     | .40  |       |     |
| ELECTRA                |                   | .02 | .09 | .07 | .14  | .03  |     | .01  | .04  |     |     |     |                   | .24 | .01 |     |     |     |     |     |     |     |     | .25  |       |     |
| FERRIS                 | *                 | *   | *   | *   | .19  |      |     |      |      |     |     |     |                   |     |     |     |     |     |     |     |     |     |     | .19  |       |     |
| FORT STOCKTON          |                   |     |     |     |      |      |     | .01  |      |     |     |     |                   |     |     |     |     |     |     |     |     |     |     | .16  |       |     |
| FORT STOCKTON 25 SSW   |                   |     |     |     |      |      |     | .09  |      |     |     |     |                   | .36 |     |     |     |     |     |     |     |     |     | .16  |       |     |
| FORT WORTH WB AP       |                   |     |     |     |      |      |     | .12  | .12  | .01 |     |     |                   | .03 |     |     |     |     |     |     |     |     |     | .72  |       |     |
| FORT WORTH MEACHAM FLD |                   |     |     |     | .19  | .23  | .12 | .07  | .01  |     |     |     |                   |     |     |     |     |     |     |     |     |     |     | .12  |       |     |
| FREDERICKSBURG         |                   | .06 | .01 | .01 |      | .02  |     |      | .01  | .09 |     |     |                   |     | .02 | .01 |     |     |     | .01 | .01 |     |     | .16  |       |     |
| GAGEBY 1 W CITY        |                   |     |     |     |      |      |     |      |      |     |     |     |                   |     |     |     |     |     |     |     |     |     |     | .01  |       |     |
| GAINESVILLE            |                   |     |     |     | .05  | .06  |     | .04  | .05  |     |     |     |                   |     |     |     |     |     |     |     |     | .05 | .05 | .37  |       |     |
| GALVESTON WB CITY      |                   | .15 | .12 |     |      |      |     | .02  |      |     |     |     |                   |     |     |     |     |     |     |     |     |     |     | .20  |       |     |
| GARCIA LAKE 7 NE       |                   |     |     |     |      |      |     |      |      |     |     |     |                   |     |     |     |     |     |     |     |     |     |     | .30  |       |     |
| GARDEN CITY 16 E       |                   |     |     |     |      |      |     |      | .02  |     |     |     |                   | .18 |     |     |     |     |     |     |     |     |     | 1.06 |       |     |
| GARZA LITTLE ELM DAM   |                   |     |     |     |      |      |     |      | .01  | .01 | .05 | .31 |                   | .08 | .20 | .03 | .12 | .41 | .13 | .01 |     | .25 | .29 | .19  |       |     |
| GILMER 2 S             |                   |     |     |     | .03  |      |     | .01  |      |     |     |     |                   |     |     |     |     |     |     |     |     |     |     | .29  |       |     |
| GORDONVILLE            |                   |     |     |     | .02  | .32  | .04 | .01  |      |     |     |     |                   | .10 |     |     |     |     |     | .50 | .16 | .08 | .03 | .02  | .01   | .80 |
| GORMAN                 |                   |     |     |     | .18  | .85  | .05 |      |      |     |     |     |                   |     |     |     |     |     |     |     |     |     |     |      | .80   |     |
| GRAPEVINE DAM          |                   |     |     |     |      |      |     |      |      |     |     |     |                   |     |     |     |     |     |     |     |     |     |     |      | .63   |     |
| HALL RANCH             |                   |     |     |     |      |      |     |      |      |     |     |     |                   |     |     |     |     |     |     |     |     |     |     |      | .86   |     |
| HEREFORD               |                   |     |     |     |      |      |     |      |      |     |     |     |                   |     |     |     |     |     |     |     |     |     |     |      | .53   |     |
| HINDES                 |                   |     |     |     |      |      |     |      |      |     |     |     |                   |     |     |     | .13 | .39 | .02 |     |     |     |     |      | .76   |     |
| HONEY GROVE            |                   |     |     |     | .02  | .22  | .17 | .11  | .01  |     |     |     |                   |     |     |     |     |     |     |     |     |     |     |      | 1.09  |     |
| HORDS CREEK DAM        |                   |     |     |     |      |      |     |      |      |     |     |     |                   |     |     |     |     |     |     |     |     |     |     |      | .28   |     |
| HOUSTON WB CITY        |                   |     |     |     |      |      |     |      |      |     |     |     |                   |     |     |     |     |     |     |     |     |     |     |      | .53   |     |
| HOUSTON ADDICKS        |                   |     |     |     |      |      |     |      |      |     |     |     |                   |     |     |     |     |     |     |     |     |     |     |      | .76   |     |
| HOUSTON ALIEF          |                   |     |     |     |      |      |     |      |      |     |     |     |                   |     |     |     |     |     |     |     |     |     |     |      | 1.09  |     |
| HOUSTON SATSUMA        |                   |     |     |     |      |      |     |      |      |     |     |     |                   |     |     |     |     |     |     |     |     |     |     |      | 1.25  |     |
| INDIAN GAP             |                   |     |     |     |      | .24  | .04 |      |      |     |     |     |                   |     |     |     |     |     |     |     |     |     |     |      | 1.28  |     |
| JAYTON                 | //                | *   | *   | *   | *    | 1.50 |     |      |      |     |     |     |                   |     |     |     |     |     |     |     |     |     |     |      | 1.67  |     |
| JEFFERSON              |                   |     |     |     | .60  | .02  | .01 | .01  | .01  | .03 |     |     |                   |     |     |     |     | .14 | .14 | .01 |     |     |     | .17  | .29   |     |
| JUNCTION               |                   |     |     |     |      |      | .04 |      |      |     |     |     |                   |     |     |     |     |     |     |     |     |     |     |      | .78   |     |
| JUSTIN A S             |                   |     |     |     |      |      |     |      |      |     |     |     |                   |     |     |     |     |     |     |     |     |     |     |      | .36   |     |
| KOUNTZE                |                   |     |     |     |      |      |     |      |      |     |     |     |                   |     |     |     |     |     |     |     |     |     |     |      | .71   |     |
| KRESS                  |                   |     |     |     |      |      |     |      |      |     |     |     |                   |     |     |     |     |     |     |     |     |     |     |      | 1.14  |     |
| LA PRYOR               |                   |     |     |     |      |      |     |      |      |     |     |     |                   |     |     |     |     |     |     |     |     |     |     |      | .71   |     |
| LAKE BRIDGEPORT DAM    |                   |     |     |     | .01  | .02  | .28 | 1.22 | 1.13 | .83 | .01 | .04 |                   |     |     |     |     | .29 | .01 |     |     |     |     | .75  |       |     |
| LAKE COFFEE MILL       |                   |     |     |     |      |      |     |      |      |     |     |     |                   |     |     |     |     |     |     |     |     |     |     |      | .34   |     |
| LAKE COLORADO CITY     |                   | .15 | .16 | .05 | .01  |      | .94 | .12  | .02  |     |     |     |                   |     |     |     | .01 | .24 | .07 | .01 |     |     |     | .09  |       |     |
| LANGTRY                |                   |     |     |     |      |      |     |      |      |     |     |     |                   |     |     |     |     |     |     |     |     |     |     |      | 1.08  |     |
| LATEX                  |                   |     |     |     |      |      |     |      |      |     |     |     |                   |     |     |     | .22 | .25 | .05 |     |     |     |     |      | .52   |     |
| LAVON DAM              |                   |     |     |     |      |      |     |      |      |     |     |     |                   |     |     |     |     |     |     |     |     |     |     |      | .37   |     |
| LEAKEY                 |                   |     |     |     | 1.00 | .12  | .12 | .08  | .25  | .27 | .08 |     |                   |     |     |     |     |     |     |     |     |     |     |      | 1.92  |     |
| LEXINGTON              |                   |     |     |     |      |      |     |      |      | .54 | .02 | .01 |                   |     |     |     |     |     |     |     |     |     |     |      | .57   |     |
| LINDALE                | //                | -   | -   | -   | -    | -    | .04 | .09  | .05  | .02 | .06 | .01 |                   |     |     |     |     |     |     |     |     |     |     |      | .27   |     |
| LIPSCOMB               |                   |     |     |     |      |      |     |      |      |     |     |     |                   |     |     |     |     |     |     |     |     |     |     |      | .56   |     |
| LITTLE ELM 1 NNE       |                   |     |     |     | 1.23 | .03  | .29 | .08  | .13  | .04 | .01 |     |                   |     |     |     |     |     |     |     |     |     |     |      | .63   |     |
| LOMA ALTA              |                   |     |     |     | .14  | .05  | .02 |      |      |     |     |     |                   |     |     |     |     |     |     |     |     |     |     |      | .46   |     |
| LONDON                 |                   | .38 | .19 | .15 | .03  |      |     |      |      |     |     |     |                   |     |     |     |     |     |     |     |     |     |     |      | 1.81  |     |
| LORAIN                 |                   |     |     |     |      |      |     |      |      |     |     |     |                   |     |     |     |     |     |     |     |     |     |     |      | .46   |     |
| LOVELADY               | //                | -   | -   | -   | -    | -    | .04 |      |      |     |     |     |                   |     |     |     |     |     |     |     |     |     |     |      | 1.10  |     |
| LUBBOCK                |                   |     |     |     |      |      |     |      |      |     |     |     |                   |     |     |     |     |     |     |     |     |     |     |      | .39   |     |
| MABANK                 |                   |     |     |     |      |      |     |      |      |     |     |     |                   |     |     |     |     |     |     |     |     |     |     |      | .90   |     |
| MARFA CHARCOAL RANCH   | *                 | *   | *   | *   | .40  |      |     |      |      |     |     |     |                   |     |     |     |     |     |     |     |     |     |     |      | .20   |     |
| MARFA 10 SE            | .05               | .01 |     |     |      |      |     |      |      |     |     |     |                   |     |     |     |     |     |     |     |     |     |     |      | .40   |     |
| MARFA RYAN             | .06               |     |     |     |      |      |     |      |      |     |     |     |                   |     |     |     |     |     |     |     |     |     |     |      | .06   |     |
| MATADOR                | .13               | .01 |     |     |      |      |     |      |      |     |     |     |                   |     |     |     |     |     |     |     |     |     |     |      | .14   |     |
| MAYPEARL               | .05               |     |     |     |      |      |     |      |      |     |     |     |                   |     |     |     |     |     |     |     |     |     |     |      | .05   |     |
| MC LEAN                | .10               | .09 | .01 |     | .01  | .01  |     |      |      |     |     |     |                   |     |     |     |     |     |     |     |     |     |     |      | .28   |     |
| MIDLAND WB AP          | //                | .02 |     |     |      |      |     |      |      |     |     |     |                   |     |     |     |     |     |     |     |     |     |     |      | .86   |     |
| MOLINE                 |                   |     |     |     | .09  | .03  | .14 | .13  |      |     |     |     |                   |     |     |     |     |     |     |     |     |     |     |      | .39   |     |
| MOUNT LOCKE            |                   |     |     |     |      |      |     |      |      |     |     |     |                   |     |     |     |     |     |     |     |     |     |     |      | -     |     |
| MT PLEASANT            |                   |     |     |     |      |      |     |      |      |     |     |     |                   |     |     |     |     |     |     |     |     |     |     |      | .41   |     |
| MULESHOE 2             |                   |     |     |     |      |      |     |      |      |     |     |     |                   |     |     |     | .22 | .17 | .02 | .09 | .01 |     |     |      | .20   |     |
| NACOGDOCHES 2 ENE      | //                | .10 |     |     |      |      | .20 | .04  | .01  |     |     |     |                   |     |     |     |     |     |     |     |     |     |     |      | .63   |     |
| O DONNELL              |                   |     |     |     |      |      |     |      |      |     |     |     |                   |     |     |     |     |     |     |     |     |     |     |      | .25   |     |
| OZONA 8 WSW            |                   |     |     |     |      |      |     |      |      |     |     |     |                   |     |     |     |     |     |     |     |     |     |     |      | .08   |     |
| PAMPA WATER PL         | .04               | .08 | .07 | .01 |      |      |     |      |      |     |     |     |                   |     |     |     |     |     |     |     |     |     |     |      | .20   |     |
| PANTHER JUNCTION       | .08               |     |     |     |      |      |     |      |      |     |     |     |                   |     |     |     |     |     |     |     |     |     |     |      | .08   |     |
| PEP                    |                   |     |     |     |      |      |     |      |      |     |     |     |                   |     |     |     |     |     |     |     |     |     |     |      | 1.10  |     |
| PITTSBURG 4 S          |                   |     |     |     |      |      |     |      |      |     |     |     |                   |     |     |     |     | .38 | .14 |     |     |     |     |      | .52   |     |
| PLAINS                 |                   |     |     |     |      |      |     |      |      |     |     |     |                   |     |     |     |     |     |     |     |     |     |     |      | .45   |     |
| PLEMONS                | .02               | .03 |     | .02 | .03  |      | .03 |      |      |     |     |     |                   |     |     |     |     |     |     | .01 |     |     |     |      | .15   |     |
| PORT ARTHUR WB AP      |                   |     |     |     |      |      |     |      |      |     |     |     |                   |     |     |     |     |     |     |     |     |     |     |      | .21   |     |
| PRAIRIE MOUNTAIN       |                   |     |     |     | .60  | .10  | .12 | .06  |      |     |     |     |                   |     |     |     |     |     |     |     |     |     |     |      | .88   |     |
| RANDOLPH FIELD         |                   |     |     |     | .20  | .03  | .16 | .05  | .20  | .14 | .01 |     |                   | .01 | .02 |     |     |     |     |     |     |     |     |      | .59   |     |
| RANKIN                 | .10               | .01 | .12 | .20 | .03  | .02  |     |      |      |     |     |     |                   |     |     |     |     |     |     |     |     |     |     |      | .48   |     |
| RED SPRINGS            |                   |     |     | .17 | .26  | .02  |     |      |      |     |     |     |                   |     |     |     |     |     |     |     |     |     |     |      | .45   |     |
| ROCKLAND 1 N           |                   |     |     |     |      |      |     |      |      |     |     |     |                   |     |     |     |     |     |     |     |     |     |     |      | .31   |     |
| ROCKSPRINGS            |                   |     |     |     | 1.14 | .21  |     | .05  | .13  | .14 | .13 |     |                   |     |     |     |     |     |     |     |     |     |     |      | 1.30  |     |
| SAN ANGELO WB AP       | .13               | .28 | .13 |     |      |      |     |      |      |     |     |     |                   |     |     |     |     |     |     |     |     |     |     |      | .58   |     |
| SAN ANTONIO WB AP      |                   |     |     |     |      |      |     | .22  | .51  | .13 | .11 | .01 |                   | .03 | .02 |     |     |     |     |     |     |     |     |      | 1.03  |     |
| SAN ANTONIO NURSERY    |                   |     |     |     |      |      |     | .36  | 1.05 | .60 | .06 | .02 |                   | .10 | .04 | .01 |     |     |     |     |     |     |     |      | 2.24  |     |
| SANDERSON 1 NW         | -                 | -   | -   | -   | -    | -    | -   | -    | -    | -   | -   | -   | -                 | -   | -   | -   | -   | -   | -   | -   | -   | -   | -   | -    | -     |     |
| SANTA ANNA             |                   |     |     | .03 | .11  | .17  | .02 |      |      |     |     |     |                   |     |     |     |     |     |     |     |     |     |     |      | .33   |     |
| SARITA 7 E             |                   |     |     |     |      |      |     |      |      |     |     |     |                   |     |     |     |     |     |     |     |     |     |     |      | 1.83  |     |
| SHEFFIELD              |                   |     |     |     | .28  | .06  | .06 |      |      |     |     |     |                   |     |     |     |     |     |     |     |     |     |     |      | .40   |     |
| SHEPHERD               |                   |     |     |     |      |      |     |      |      |     |     |     |                   |     |     |     |     |     |     |     |     |     |     |      | .30   |     |
| SIMMS 2 MNW            |                   |     |     |     |      |      |     |      |      |     |     |     |                   |     |     |     |     |     |     |     |     |     |     |      | .16   |     |
| SOMERVILLE             |                   |     |     |     |      |      |     |      |      |     |     |     |                   |     |     |     |     |     |     |     |     |     |     |      | 1.35  |     |
| SONORA-FIGURE 5 RANCH  |                   | .34 | .27 |     |      |      |     |      |      |     |     |     |                   |     |     |     |     |     |     |     |     |     |     |      | .73   |     |
| SPUR 1 MNW             | .01               |     |     |     |      |      |     |      |      |     |     |     |                   |     |     |     |     |     |     |     |     |     |     |      |       |     |







### HOURLY PRECIPITATION

| Station        | A. M. Hour Ending |     |     |     |     |     |     |     |     |     |      |     | P. M. Hour Ending |     |     |     |     |      |     |     |      |      |      |      | Total |
|----------------|-------------------|-----|-----|-----|-----|-----|-----|-----|-----|-----|------|-----|-------------------|-----|-----|-----|-----|------|-----|-----|------|------|------|------|-------|
|                | 1                 | 2   | 3   | 4   | 5   | 6   | 7   | 8   | 9   | 10  | 11   | 12  | 1                 | 2   | 3   | 4   | 5   | 6    | 7   | 8   | 9    | 10   | 11   | 12   |       |
| COMANCHE       |                   |     | .03 | .10 | .07 | .09 | .03 | .21 | .04 | .06 | .03  |     | .03               |     | .01 | .01 |     |      |     |     |      |      |      | .32  |       |
| COOLIDGE       |                   |     |     |     |     | *   | .20 | *   |     | .72 |      |     |                   |     |     |     |     |      |     |     |      |      |      | .59  |       |
| CORSICANA      | .05               | .01 | .01 | .01 |     |     |     |     |     |     |      |     |                   |     |     |     |     |      |     |     |      |      |      | .08  |       |
| CROWELL        |                   |     |     |     |     |     |     |     | .06 | .01 |      |     | .27               | .16 |     | .27 |     |      |     |     |      |      |      | .34  |       |
| FAIRFIELD      |                   |     |     | .03 | .04 | .01 | .02 | .02 |     |     |      |     |                   |     |     |     |     |      |     |     |      |      |      | .55  |       |
| GATESVILLE     |                   |     |     | .08 | .22 | .03 |     |     |     |     |      |     |                   |     |     |     |     |      |     |     |      |      |      | 1.35 |       |
| GRAHAM         | .81               | .11 | .13 | .29 | .16 | .26 | .03 | .15 |     |     |      |     |                   |     |     |     |     |      |     |     |      |      |      | .74  |       |
| GRANBURY       |                   |     |     |     |     |     |     |     |     |     |      |     |                   |     |     |     |     |      |     |     |      |      |      | .15  |       |
| GREENVILLE     |                   |     |     |     |     |     |     |     |     |     |      |     |                   |     |     |     |     |      |     |     |      |      |      | .28  |       |
| HAMILTON       |                   |     | .10 | .03 | .05 | .01 |     |     | .49 | .01 |      |     |                   |     | .06 | .03 |     |      |     |     |      |      |      | .49  |       |
| HEARNE         |                   |     |     |     |     | .12 | .37 | .04 | .04 | .01 |      |     |                   |     |     |     |     |      |     |     |      |      |      | .58  |       |
| ITASCA         |                   |     |     |     |     |     |     | .07 | .09 | .01 | *    | *   | *                 | *   | *   | *   | .09 |      |     |     |      |      |      | .09  |       |
| JACKSONVILLE   |                   |     |     |     |     |     |     |     |     |     |      |     |                   |     |     |     |     |      |     |     |      |      |      | .17  |       |
| KEMP           | *                 | *   | *   | .50 |     |     |     |     |     |     |      |     |                   |     |     |     |     |      |     |     |      |      |      | .50  |       |
| KNOX CITY      | .11               | .05 |     | .01 | .01 | .12 | .06 |     |     |     |      |     | .18               | .05 |     |     |     |      |     |     |      |      |      | .18  |       |
| LAKE KICKAPOO  |                   |     |     |     | .04 | .12 | .06 |     |     |     |      |     |                   |     |     |     |     |      |     |     |      |      |      | .45  |       |
| LAMPASAS       |                   |     |     |     |     |     |     |     |     |     |      |     |                   |     |     |     |     | .17  | .04 | .10 |      |      |      | .31  |       |
| LONGVIEW       |                   |     |     |     |     |     |     |     |     |     |      |     |                   |     |     |     |     |      |     |     |      |      |      | .44  |       |
| MARBLE FALLS   |                   |     |     |     |     | .01 | .05 | .10 |     |     |      |     | .05               | .06 |     |     |     | .17  | .04 | .10 |      |      |      | .07  |       |
| MARSHALL       |                   |     |     |     |     |     |     |     |     |     | .02  | .22 | .08               |     |     |     |     |      | .04 | .01 |      |      |      | .34  |       |
| MASON          |                   |     | .02 | .02 |     |     |     |     |     |     |      |     |                   |     |     |     |     |      |     |     |      |      |      | .20  |       |
| MC KINNEY      |                   |     |     |     | .10 | .05 | .05 |     |     |     |      |     |                   |     |     |     |     |      |     |     |      |      |      | .16  |       |
| NEW BOSTON     |                   |     |     |     |     |     |     |     |     |     |      |     |                   |     |     |     |     |      |     | .16 |      |      |      | .64  |       |
| NOCONA         |                   | .22 | .15 | .12 | .09 | .04 | .02 |     |     |     |      |     |                   |     |     |     |     |      |     |     |      |      |      | .05  |       |
| SAN SABA       |                   |     | .26 | .02 | .12 | .02 | .01 | .02 |     |     | .01  | .38 |                   |     | .09 | .01 | .01 |      |     |     |      |      |      | .10  |       |
| SEYMOUR        | .05               | .05 |     |     |     |     |     |     |     |     |      |     |                   |     |     |     |     |      |     |     |      |      |      | .99  |       |
| STRAWN         | .49               | .49 | .05 | .15 | .25 | .04 | .01 |     |     |     |      |     |                   |     |     |     |     |      |     |     |      |      |      | .57  |       |
| SWEETWATER     | *                 | *   |     | .57 |     |     |     |     |     |     |      |     |                   |     |     |     |     |      |     |     |      |      |      | 1.10 |       |
| TEMPLE         |                   |     |     |     |     | .05 | .98 |     |     |     |      |     |                   |     | .03 | .04 |     |      |     |     |      |      |      | .62  |       |
| THROCKMORTON   | .49               | .10 |     | .03 |     |     |     |     |     |     |      |     |                   |     |     |     |     | *    | *   | *   | .45  |      |      | .45  |       |
| TYLER          |                   |     |     |     |     |     |     |     |     |     |      |     |                   |     |     |     |     |      |     |     |      |      |      | .31  |       |
| WALNUT SPRINGS |                   |     |     | .04 | .17 | .05 | .08 | .04 | .01 |     |      |     |                   |     |     |     |     |      |     |     |      |      |      | .20  |       |
| WAXAHACHIE     |                   |     |     |     | .03 | .09 | .08 |     |     |     |      |     |                   |     | .03 | .05 | .01 |      |     |     |      |      |      | .42  |       |
| WEST           |                   |     |     |     | .10 | .21 |     | .01 |     | .01 |      |     |                   |     |     |     |     |      |     |     |      |      |      |      |       |
| -10th-         |                   |     |     |     |     |     |     |     |     |     |      |     |                   |     |     |     |     |      |     |     |      |      |      |      |       |
| ALBANY         |                   |     |     |     |     |     |     |     |     |     |      |     |                   |     |     |     |     |      |     |     | .01  | .30  | .27  | .59  |       |
| ASPERMONT      |                   |     |     |     |     |     |     |     |     |     |      |     |                   |     |     |     |     |      |     |     | .07  | .01  | .01  | .19  |       |
| BELLEVUE       |                   |     |     |     |     |     |     |     |     |     |      |     |                   |     |     |     |     |      |     |     |      |      |      | .01  |       |
| BONHAM         |                   |     |     |     |     |     |     |     |     |     |      |     |                   |     |     |     | .80 | .01  |     |     |      |      |      | .80  |       |
| BRECKENRIDGE   |                   |     |     |     |     |     |     |     |     |     |      |     |                   |     |     |     |     |      |     |     |      |      |      | .07  |       |
| CISCO          |                   |     |     |     |     |     |     |     |     |     |      |     |                   |     |     |     |     |      |     |     |      | .03  | 1.25 | 1.28 |       |
| CROWELL        |                   |     |     |     |     |     |     |     |     |     |      |     |                   |     |     |     |     |      |     |     | .07  | .01  | .05  | .08  |       |
| LAKE KICKAPOO  |                   |     |     |     |     |     |     |     |     |     |      |     |                   |     |     |     |     |      |     |     |      |      |      | .05  |       |
| PADUCAH        |                   |     |     |     |     |     |     |     |     |     |      |     |                   |     |     |     |     |      |     |     |      |      |      | .10  |       |
| SEYMOUR        |                   |     |     |     |     |     |     |     |     |     |      |     |                   |     |     |     |     |      |     | .10 |      |      |      | .10  |       |
| SWEETWATER     |                   |     |     |     |     |     |     |     |     |     |      |     |                   |     |     |     |     | *    | *   | *   | *    | *    | *    | .32  |       |
| THROCKMORTON   |                   |     |     |     |     |     |     |     |     |     |      |     |                   |     |     |     |     |      |     |     |      | .01  | .14  | .17  |       |
| -11th-         |                   |     |     |     |     |     |     |     |     |     |      |     |                   |     |     |     |     |      |     |     |      |      |      |      |       |
| ALBANY         | .01               |     |     |     |     |     |     |     |     | .05 | .19  | .20 | .01               |     |     |     |     |      |     |     |      |      |      | .46  |       |
| ASPERMONT      | .01               |     |     |     |     | .05 | .49 | .21 | .05 | .10 | .10  | .03 | .01               |     |     |     |     |      |     |     |      |      |      | .91  |       |
| BALLINGER      |                   |     |     |     |     |     |     |     |     | .28 | .04  | .20 |                   |     | .01 | .08 | .06 |      |     |     |      |      |      | .35  |       |
| BELLEVUE       |                   |     |     |     |     |     |     |     |     |     |      |     |                   |     |     | .02 | .11 |      |     |     |      |      |      | .24  |       |
| BOVD           |                   |     | .09 | .82 |     |     |     |     |     |     |      |     |                   |     | .25 | .17 | .04 | .04  | .07 | .02 |      |      |      | 1.08 |       |
| BRECKENRIDGE   | .39               | .01 |     |     |     |     |     |     |     |     |      |     |                   |     | .06 |     |     |      | .01 |     |      |      |      | .93  |       |
| BRIDGEPORT     |                   |     |     |     |     |     |     |     |     |     |      |     |                   |     | .87 | .08 | .06 |      |     |     |      |      |      | .76  |       |
| BROWNWOOD      |                   |     | .10 | .40 | .01 |     |     |     |     |     |      |     |                   |     | .43 |     |     |      |     |     |      |      |      | 1.44 |       |
| BURLESON       |                   |     |     |     |     |     |     |     |     |     |      |     |                   |     |     |     |     |      |     |     |      |      |      | .38  |       |
| CISCO          | .14               | .03 |     |     |     |     |     |     |     |     |      |     | .37               | .45 | .23 | .02 | .04 | 1.18 | .12 | .07 | .01  |      |      | 1.24 |       |
| CLIFTON        |                   |     |     |     |     |     |     |     |     |     |      |     | .45               | .23 | .03 | .04 |     |      |     |     |      |      |      | 1.47 |       |
| COLEMAN        |                   |     |     |     |     |     |     |     |     |     |      |     | .23               | .03 | .04 |     |     |      |     |     |      |      |      | .75  |       |
| COMANCHE       |                   |     |     |     |     |     |     |     |     |     |      |     | .30               | .62 | .16 |     |     |      |     |     |      |      |      | 1.11 |       |
| COOLIDGE       |                   |     |     |     |     |     |     |     |     |     |      |     |                   |     |     |     |     | .03  | .01 | .32 | 1.32 | .40  | .04  | 2.24 |       |
| CORSICANA      |                   |     |     |     |     |     |     |     |     |     |      |     |                   |     |     |     |     | .02  | .10 | .08 | .04  | .06  | .02  | .30  |       |
| CROWELL        |                   |     |     |     |     | .02 | .60 | .35 | .65 | .05 |      |     |                   |     |     |     |     |      |     |     |      |      |      | 1.57 |       |
| FAIRFIELD      |                   |     |     |     |     |     |     |     |     |     |      |     |                   |     |     |     |     |      |     |     |      | .05  | .10  | .18  |       |
| GATESVILLE     |                   |     |     |     |     |     |     |     |     |     |      |     |                   |     |     |     |     |      |     |     |      |      |      | .40  |       |
| GRAHAM         | .02               | .29 | .01 |     |     |     |     | .01 | .02 | .04 | .01  | .14 | .25               | .11 | .01 |     |     |      |     |     |      |      |      | .91  |       |
| GRANBURY       |                   |     |     |     |     |     |     |     |     |     |      |     | .02               | .09 | .15 |     |     | .11  | .02 | .01 |      |      |      | .40  |       |
| GREENVILLE     |                   |     |     |     |     |     |     |     |     |     |      |     |                   |     |     |     |     |      |     |     | .03  | .01  |      | .04  |       |
| HAMILTON       |                   |     |     |     |     |     |     |     |     |     |      |     |                   |     | .06 | .73 | .06 | .04  | .13 |     |      |      |      | .96  |       |
| ITASCA         |                   |     |     |     |     |     |     |     |     |     |      |     |                   |     | .06 | .08 | .01 | .34  | .15 |     | .03  | .01  |      | .74  |       |
| JACKSONVILLE   |                   |     |     |     |     |     |     |     |     |     |      |     |                   |     |     |     |     | .01  | .01 | .01 | .05  | .02  | .06  | .01  |       |
| KEMP           |                   |     |     |     |     |     |     |     |     |     |      |     |                   |     |     |     |     | .01  | .08 | .06 |      |      |      | .16  |       |
| KNOX CITY      |                   |     |     |     |     |     | *   | *   | *   | *   | 1.18 |     |                   |     |     |     |     |      |     |     |      |      |      | 1.18 |       |
| LAKE KICKAPOO  | .25               | .15 |     |     |     |     |     | .01 | *   | .02 | .07  | .14 | .11               | .02 |     |     |     |      |     |     |      |      |      | .77  |       |
| LAMPASAS       |                   |     |     |     |     |     |     |     |     |     |      |     |                   |     |     |     |     | .34  | .10 |     |      |      |      | .44  |       |
| MARBLE FALLS   |                   |     |     |     |     |     |     |     |     |     |      |     |                   |     |     |     |     | .04  | .25 |     |      |      |      | .29  |       |
| MC KINNEY      |                   |     |     |     |     |     |     |     |     |     |      |     |                   |     |     |     |     | .01  | .04 |     |      |      |      | .05  |       |
| NOCONA         |                   |     | .03 | .07 | .03 | .19 | .13 | .33 | .05 | .01 | .02  |     | .01               | .02 | .11 | .02 | .01 | .25  |     |     |      |      | .25  |      |       |
| PADUCAH        |                   |     |     |     |     |     |     |     |     |     |      |     |                   |     |     |     |     |      |     |     | .01  | .04  | .03  | .01  |       |
| QUITMAN        |                   |     |     |     |     |     |     |     |     |     |      |     |                   |     |     |     |     |      |     |     |      |      |      | 1.30 |       |
| SAN SABA       |                   |     |     |     |     |     |     |     |     |     |      |     |                   |     |     |     |     |      |     |     |      |      |      | .16  |       |
| SEYMOUR        | .14               | .01 |     |     |     |     |     | .02 | .06 | .25 | .16  | .05 | .03               | .36 | .09 | .01 |     |      |     |     |      |      | .49  |      |       |
| STRAWN         | .08               | .51 | .01 |     |     |     |     |     |     |     |      |     | .25               | .20 | .18 | .17 |     |      |     |     |      |      |      | .69  |       |
| SWEETWATER     | *                 | *   | *   | *   | *   | *   | *   | *   | *   |     |      |     |                   |     |     |     |     |      |     |     |      |      |      | 1.49 |       |
| TEMPLE         |                   |     |     |     |     |     |     |     |     |     |      |     |                   |     |     |     |     |      |     |     |      |      |      | *    |       |
| TERRELL        |                   |     |     |     |     |     |     |     |     |     |      |     |                   |     |     |     |     |      | .15 | .02 | .16  | .20  | .04  | .57  |       |
| THROCKMORTON   | .13               | .01 |     |     |     |     |     | .02 | .02 | .05 | .26  | .23 | .04               | .01 |     | .01 | .02 | .13  | .05 | .11 | .05  | .01  | .37  |      |       |
| TYLER          |                   |     |     |     |     |     |     |     |     |     |      |     |                   |     |     |     |     |      |     |     | .01  | .04  | .07  | .78  |       |
| WALNUT SPRINGS |                   |     |     |     |     |     |     |     |     |     |      |     |                   |     |     |     |     |      |     |     |      |      |      | .17  |       |
| WAXAHACHIE     |                   |     |     |     |     |     |     |     |     |     |      |     |                   |     |     |     |     |      |     |     | .22  | .23  | .35  | 1.12 |       |
| WEST           |                   |     |     |     |     |     |     |     |     |     |      |     |                   |     |     |     |     |      |     |     |      |      |      | .12  |       |
| -12th-         |                   |     |     |     |     |     |     |     |     |     |      |     |                   |     |     |     |     |      |     |     |      |      |      |      |       |
| ALBANY         |                   |     |     |     |     |     |     |     |     | .01 | .08  | .02 | .13               |     |     |     |     |      |     |     |      |      |      | .24  |       |
| ANNONA         |                   |     |     |     |     |     |     |     |     |     |      |     |                   |     |     |     |     |      |     |     |      | 1.27 | .77  | .33  |       |
| BALLINGER      |                   |     |     |     |     |     |     |     |     | .15 | .09  | .18 | .03               | .05 | .10 |     |     |      |     |     |      |      |      | .60  |       |
| BELLEVUE       |                   |     |     |     |     |     |     |     |     |     |      |     |                   |     |     |     |     |      |     |     | .01  | .05  |      | .06  |       |
| BONHAM         |                   |     |     |     |     |     |     |     |     |     |      |     |                   |     |     |     |     |      |     |     |      |      |      | .99  |       |
| BOVD           |                   |     |     |     |     |     |     |     |     |     |      |     |                   |     |     |     |     |      |     |     | .62  | .20  | .10  | .01  |       |
| BRECKENRIDGE   |                   |     |     |     |     |     |     |     |     | .05 |      |     |                   |     |     |     |     |      |     |     |      |      |      |      |       |









# HOURLY PRECIPITATION

SUPPLEMENTAL DATA  
MAY 1957

| Station       | A. M. Hour Ending |     |      |     |     |     |     |     |     |     |     |     | P. M. Hour Ending |     |     |     |     |     |     |     |     |     |     |     | Total |
|---------------|-------------------|-----|------|-----|-----|-----|-----|-----|-----|-----|-----|-----|-------------------|-----|-----|-----|-----|-----|-----|-----|-----|-----|-----|-----|-------|
|               | 1                 | 2   | 3    | 4   | 5   | 6   | 7   | 8   | 9   | 10  | 11  | 12  | 1                 | 2   | 3   | 4   | 5   | 6   | 7   | 8   | 9   | 10  | 11  | 12  |       |
|               | <b>-27th-</b>     |     |      |     |     |     |     |     |     |     |     |     |                   |     |     |     |     |     |     |     |     |     |     |     |       |
| BALLINGER     | .01               | .01 |      |     |     |     |     |     |     |     |     |     |                   |     |     |     |     |     |     |     |     |     |     |     | .02   |
| COLEMAN       |                   | .02 | .22  | .57 | .09 | *   | *   | *   | *   | .10 |     |     |                   |     |     |     |     |     |     |     |     |     |     |     | .21   |
| COMANCHE      |                   |     |      |     |     |     |     |     |     |     |     |     |                   |     |     |     |     |     |     |     |     |     |     |     | .90   |
| GATESVILLE    |                   |     |      |     |     |     |     |     |     |     |     |     |                   |     |     |     |     |     |     |     |     |     |     |     | .10   |
| HAMILTON      |                   |     |      |     |     |     | .02 | .01 | .01 | *   |     |     |                   |     |     |     |     |     |     |     |     |     |     |     | .04   |
| LAMPASAS      | .12               | .02 | .10  | .07 | .01 | .05 | .01 | .02 |     |     |     | .01 | .04               |     |     |     |     |     |     |     |     |     |     |     | .45   |
| MARBLE FALLS  |                   |     | .01  |     |     | .01 | .01 |     |     |     |     |     |                   | .11 |     |     |     |     |     |     |     |     |     |     | .53   |
| MASON         |                   |     |      | .01 | .01 | .08 | .02 |     |     |     | .01 | .09 | .03               |     |     |     |     |     |     |     |     |     |     |     | .25   |
| SAN SABA      | .02               |     |      |     |     |     | .09 | .01 |     |     |     |     |                   |     |     |     |     |     |     |     |     |     |     |     | .12   |
|               | <b>-30th-</b>     |     |      |     |     |     |     |     |     |     |     |     |                   |     |     |     |     |     |     |     |     |     |     |     |       |
| BELLEVUE      |                   |     |      |     |     |     |     |     |     |     |     |     |                   |     |     |     |     |     |     |     |     |     |     |     | .44   |
| BONHAM        |                   |     |      |     |     |     |     |     |     |     |     |     |                   |     |     |     |     |     |     |     |     |     |     |     | .03   |
| BOYD          |                   |     |      |     |     |     |     |     |     |     |     |     |                   |     |     |     |     |     |     |     |     |     |     |     | .32   |
| BRIDGEPORT    |                   |     |      |     |     |     |     |     |     |     |     |     |                   |     |     |     |     |     |     |     |     |     |     |     | 1.01  |
| BURLESON      |                   |     |      |     |     |     |     |     |     |     |     |     |                   |     |     |     |     |     |     |     |     |     | .89 | .12 | .32   |
| GREENVILLE    |                   |     |      |     |     |     |     |     |     |     |     |     |                   |     |     |     |     |     |     |     |     |     |     |     | .03   |
| HEARNE        |                   |     |      |     |     |     |     |     |     |     |     |     |                   |     |     |     |     |     |     |     |     |     |     |     | .05   |
| ITASCA        |                   |     |      |     |     |     |     |     |     |     |     |     |                   |     |     |     |     |     |     |     |     |     |     |     | 1.87  |
| MC KINNEY     |                   |     |      |     |     |     |     |     |     |     |     |     |                   |     |     |     |     |     |     |     |     |     | .01 | .09 | .02   |
| PADUCAH       |                   |     |      |     |     |     |     |     |     |     |     |     |                   |     |     |     |     |     |     |     |     |     |     |     | .12   |
| PARIS         |                   |     |      |     |     |     |     |     |     |     |     |     |                   |     |     |     |     |     |     |     |     |     |     |     | .31   |
| SWEETWATER    |                   |     |      |     |     |     |     |     |     |     |     |     |                   |     |     |     |     |     |     |     |     |     |     |     | .06   |
| WAXAHACHIE    |                   |     |      |     |     |     |     |     |     |     |     |     |                   |     |     |     |     |     |     |     |     |     |     |     | .11   |
|               | <b>-31st-</b>     |     |      |     |     |     |     |     |     |     |     |     |                   |     |     |     |     |     |     |     |     |     |     |     |       |
| ALBANY        |                   |     |      | .36 | .22 | .15 | .06 | .02 |     |     |     |     |                   |     |     |     |     |     |     |     |     |     |     |     | .81   |
| ANNONA        |                   |     |      |     |     |     |     |     |     |     |     |     |                   |     |     |     |     |     |     |     |     |     |     |     | .40   |
| ASPERMONT     |                   |     |      |     |     |     |     |     |     |     |     |     |                   |     |     |     |     |     |     |     |     |     |     |     | .05   |
| ATLANTA       |                   |     |      |     |     |     |     |     |     |     |     |     |                   |     |     |     |     |     |     |     |     |     |     |     | 1.05  |
| BALLINGER     |                   |     |      | .30 | .22 | .04 |     |     |     |     |     |     |                   |     |     |     |     |     |     |     |     |     |     |     | .64   |
| BELLEVUE      |                   |     |      |     |     | .18 | .19 | .04 |     |     |     | .08 | .03               |     |     |     |     |     |     |     |     |     |     |     | .55   |
| BONHAM        | *                 | *   | *    | *   | *   | *   | *   | .06 |     |     |     |     |                   | .40 | .23 | .06 | .01 |     |     |     |     |     |     |     | 1.66  |
| BOYD          |                   |     |      |     |     |     |     | .04 |     |     |     |     |                   |     |     |     |     |     |     |     |     |     |     |     | .04   |
| BRECKENRIDGE  |                   |     |      | .11 | .13 | .10 | .03 |     |     |     |     |     |                   |     |     |     |     |     |     |     |     |     |     |     | .37   |
| BRENHAM       |                   |     |      |     |     |     |     |     |     |     |     | .40 | 1.13              | .17 | .02 | .01 |     |     |     |     |     |     |     |     | 1.73  |
| BRIDGEPORT    |                   |     |      |     |     |     |     |     |     |     |     |     | .13               |     |     |     |     |     |     |     |     |     |     |     | .27   |
| BROWNWOOD     |                   |     |      | .09 | .09 | .12 |     |     |     |     |     |     | .40               |     |     |     |     |     |     |     |     |     |     |     | .30   |
| BURLESON      |                   |     |      |     |     |     |     |     |     |     |     |     |                   |     |     |     |     |     |     |     |     |     |     |     | .40   |
| CARTHAGE      |                   |     |      |     |     |     |     |     |     |     |     |     |                   |     |     |     |     |     |     |     |     |     |     |     | .05   |
| CISCO         |                   |     |      |     |     | .42 | .05 | .01 |     |     |     |     |                   | .01 | .02 | .08 | .07 | .02 |     |     |     | .01 | .01 |     | .50   |
| CLEVELAND     |                   |     |      |     |     |     |     |     |     |     |     |     |                   |     |     |     |     |     |     |     |     |     |     |     | .20   |
| COLEMAN       |                   |     | .25  | .09 | .03 |     |     |     |     |     |     |     |                   | .01 | .02 | .08 | .07 | .02 |     |     |     |     |     |     | .37   |
| COMANCHE      |                   |     |      | .01 | .10 | .07 | .02 | .01 |     |     |     |     | .02               |     |     |     |     |     |     |     |     |     |     |     | .20   |
| COOLIDGE      |                   |     | 1.33 | .56 | .01 |     |     |     |     |     |     |     | .02               |     |     |     |     |     |     |     |     |     |     |     | 1.92  |
| CORSICANA     |                   |     | .40  |     |     |     |     |     |     |     |     |     |                   | .79 | .01 |     |     |     |     |     |     |     |     |     | 1.20  |
| CROWELL       | *                 | *   | *    | *   | *   | .88 |     |     |     |     |     |     |                   |     |     |     |     |     |     |     | .02 | .02 | .01 | .01 | .94   |
| FAIRFIELD     |                   |     |      |     |     |     |     |     |     |     |     |     |                   | .05 | .38 |     |     |     |     |     |     |     |     |     | .43   |
| GRAHAM        |                   |     |      |     |     | .10 | .11 | .05 |     |     |     |     | .02               |     |     |     |     |     |     |     |     |     |     |     | .28   |
| HAMILTON      |                   |     |      |     |     | *   | *   | *   | .06 |     |     |     | .07               | .01 |     |     |     |     |     |     |     |     |     |     | .06   |
| HEARNE        |                   |     |      |     |     |     |     |     |     |     |     |     |                   |     |     |     |     |     |     |     |     |     |     |     | .08   |
| ITASCA        | .08               |     |      |     |     |     |     |     |     |     |     |     |                   |     |     |     |     |     |     |     |     |     |     |     | .08   |
| JACKSONVILLE  |                   |     |      |     |     |     |     |     |     |     |     |     |                   | .07 | .01 | .07 | .04 |     |     |     |     |     |     |     | .12   |
| JASPER        |                   |     |      |     |     |     |     |     |     |     |     |     |                   |     | .24 | .03 |     |     |     |     |     |     |     |     | .34   |
| KEMP          |                   |     | .02  | .03 |     |     |     |     |     |     |     |     |                   |     | .26 | .03 |     |     |     |     |     |     |     |     | .79   |
| KNOX CITY     | *                 | *   | *    | *   | *   | .79 |     |     |     |     |     |     |                   |     |     |     |     |     |     |     |     |     |     |     | .50   |
| LAKE KICKAPOO |                   |     | .33  | .10 | .05 |     |     |     | .02 |     |     |     |                   |     |     |     |     |     |     |     |     |     |     |     | .19   |
| LAMPASAS      |                   |     |      |     |     | .12 | .03 | .03 | .01 |     |     |     |                   |     |     |     |     |     |     |     |     |     |     |     | .07   |
| LONGVIEW      |                   |     |      |     |     |     |     |     |     |     |     |     |                   |     |     |     |     |     |     |     |     |     |     |     | .40   |
| MADISONVILLE  |                   |     |      |     |     |     |     |     |     |     |     |     |                   |     |     |     |     |     |     |     |     |     |     |     | .42   |
| MARBLE FALLS  |                   |     |      |     |     |     | .02 | .22 | .11 | .02 | .04 | .01 | .28               | .07 | .05 |     |     |     |     |     |     |     |     | .31 |       |
| MARSHALL      |                   |     |      |     |     |     |     |     |     |     |     |     |                   |     |     |     | .13 | .08 | .10 |     |     |     |     |     | .45   |
| MASON         |                   |     |      | .15 | .12 | .10 | .04 | .01 | .02 | .01 |     |     |                   |     |     |     |     |     |     |     |     |     |     |     | .24   |
| MC KINNEY     |                   |     |      |     |     |     |     |     |     |     |     |     |                   |     | .22 | .02 |     |     |     |     |     |     |     |     | .45   |
| NEW BOSTON    |                   |     |      |     |     |     |     |     |     |     |     |     |                   |     |     |     |     |     |     |     |     |     |     |     | .45   |
| NOCONA        |                   |     |      |     |     |     |     |     |     |     |     |     |                   |     |     |     |     |     |     |     |     |     |     |     | .80   |
| PADUCAH       | .18               | .26 | .01  |     |     |     |     |     |     |     |     |     |                   |     |     |     |     |     |     |     |     |     |     |     | .80   |
| PARIS         |                   |     |      |     |     |     |     |     |     |     |     |     |                   |     | .08 | .05 |     |     |     |     |     |     |     |     | .85   |
| QUITMAN       |                   |     |      |     |     |     |     |     |     |     |     |     |                   |     |     |     | .70 | .10 | .35 | .10 |     |     |     |     | .85   |
| RUGBY         |                   |     |      |     |     |     |     |     |     |     |     |     |                   |     |     |     | .81 | .81 | .19 | .03 |     | .01 |     |     | .37   |
| SAN SABA      |                   |     |      | .07 | .20 | .09 | .01 |     |     |     |     |     |                   |     |     |     |     |     |     |     |     |     |     |     | .45   |
| SEYMOUR       |                   |     | .10  | .17 | .16 | .02 |     |     |     |     |     |     |                   |     |     |     |     |     |     |     |     |     |     |     | .42   |
| STEPHENSVILLE |                   |     |      |     |     |     |     |     |     |     |     |     |                   |     |     |     |     |     |     |     |     |     |     |     | .81   |
| STRAWN        | *                 | *   | *    | *   | .08 | .34 |     |     |     |     |     |     |                   |     |     |     |     |     |     |     | *   | *   | *   | .31 | .20   |
| SWEETWATER    |                   |     |      |     | .50 |     |     |     |     |     |     |     |                   |     |     |     |     |     |     |     |     |     |     |     | .47   |
| TERRELL       |                   |     |      | .17 | .04 | .03 | .04 | .02 |     |     |     |     |                   |     | .15 | .05 |     |     |     |     |     |     |     |     | .30   |
| THROCKMORTON  |                   |     |      |     |     |     |     |     |     |     |     |     |                   |     |     |     |     |     |     |     |     |     |     |     | .47   |
| TYLER         |                   |     |      |     |     |     |     |     |     |     |     |     |                   |     |     |     | .13 | .15 | .01 | .01 |     |     |     |     | .30   |
| WAXAHACHIE    |                   |     |      |     |     |     |     |     |     |     |     |     |                   |     |     |     |     |     |     |     |     |     |     |     | .22   |
| WEST          | .11               | .11 |      |     |     |     |     |     |     |     |     |     |                   |     |     |     |     |     |     |     |     |     |     |     | .22   |

SUPPLEMENTAL DATA CORRECTIONS

MAY 1957, GREENVILLE, 31ST HOURLY AMOUNTS SHOULD BE 3 PM .84, 4 PM .12, DAILY TOTAL SHOULD BE .96. MONTHLY TOTAL SHOULD BE 13.38.

NEW BOSTON, 25TH HOURLY AMOUNTS SHOULD BE 1 PM .23, 2 PM .01, DAILY TOTAL SHOULD BE .59. 26TH HOURLY AMOUNTS SHOULD BE 2 AM .01, 3 AM .10, 4 AM 1.57, 5 AM .33, 6 AM .19, 7 AM .06, 8 AM .01. DAILY TOTAL SHOULD BE 2.27.

31ST DELETE NO RECORD.

TEMPLE, 31ST HOURLY AMOUNTS SHOULD BE 2 AM .01, 3 AM .03, DAILY TOTAL SHOULD BE .04. MONTHLY TOTAL SHOULD BE NO RECORD.

# HOURLY PRECIPITATION

TEXAS  
MAY 1957

| Station | A. M. Hour Ending |   |   |   |   |   |   |   |   |    |    |    | P. M. Hour Ending |   |   |   |   |   |   |   |   |    |    |    | Total |
|---------|-------------------|---|---|---|---|---|---|---|---|----|----|----|-------------------|---|---|---|---|---|---|---|---|----|----|----|-------|
|         | 1                 | 2 | 3 | 4 | 5 | 6 | 7 | 8 | 9 | 10 | 11 | 12 | 1                 | 2 | 3 | 4 | 5 | 6 | 7 | 8 | 9 | 10 | 11 | 12 |       |

DELAYED DATA

|                 |  |  |  |  |  |  |  |     |  |  |  |     |     |     |     |     |     |     |     |     |     |     |     |  |      |
|-----------------|--|--|--|--|--|--|--|-----|--|--|--|-----|-----|-----|-----|-----|-----|-----|-----|-----|-----|-----|-----|--|------|
| MAY 1957        |  |  |  |  |  |  |  |     |  |  |  |     |     |     |     |     |     |     |     |     |     |     |     |  |      |
| THOMPSONS 3 WSW |  |  |  |  |  |  |  |     |  |  |  |     |     |     | .25 | .01 |     |     |     |     |     |     |     |  | .26  |
| THOMPSONS 3 WSW |  |  |  |  |  |  |  |     |  |  |  |     |     |     |     | .03 | .01 |     | .11 | .01 | .12 | .01 | .01 |  | .30  |
| THOMPSONS 3 WSW |  |  |  |  |  |  |  |     |  |  |  |     |     |     |     | .03 |     |     |     |     |     |     |     |  | .03  |
| THOMPSONS 3 WSW |  |  |  |  |  |  |  |     |  |  |  |     |     |     | .05 | .01 |     |     |     |     |     |     |     |  | .06  |
| THOMPSONS 3 WSW |  |  |  |  |  |  |  |     |  |  |  |     |     | .01 | .10 | .12 | .19 | .01 |     |     |     |     |     |  | .43  |
| THOMPSONS 3 WSW |  |  |  |  |  |  |  | .17 |  |  |  |     |     |     |     |     |     |     |     |     |     |     |     |  | .17  |
| THOMPSONS 3 WSW |  |  |  |  |  |  |  |     |  |  |  |     |     |     |     |     |     | .01 | .01 | .01 |     |     |     |  | .03  |
| THOMPSONS 3 WSW |  |  |  |  |  |  |  |     |  |  |  | .45 | .99 | .06 | .01 |     |     |     |     |     |     |     |     |  | 1.51 |

CORRECTIONS

MAY 1957, CRESSON, 31ST HOURLY AMOUNTS SHOULD BE 8 PM \*, 9 PM \*, 10 PM \*, 11 PM \*, MDT 1.75.  
 DAILY TOTAL SHOULD BE 1.75. MONTHLY TOTAL SHOULD BE 12.68.  
 MATADOR, 31ST HOURLY AMOUNTS SHOULD BE MDT .34, DAILY TOTAL SHOULD BE .48.  
 MONTHLY TOTAL SHOULD BE 6.58.

6. DAILY PRECIPITATION DATA, JUNE 1957

ARKANSAS  
KANSAS  
OKLAHOMA  
TEXAS

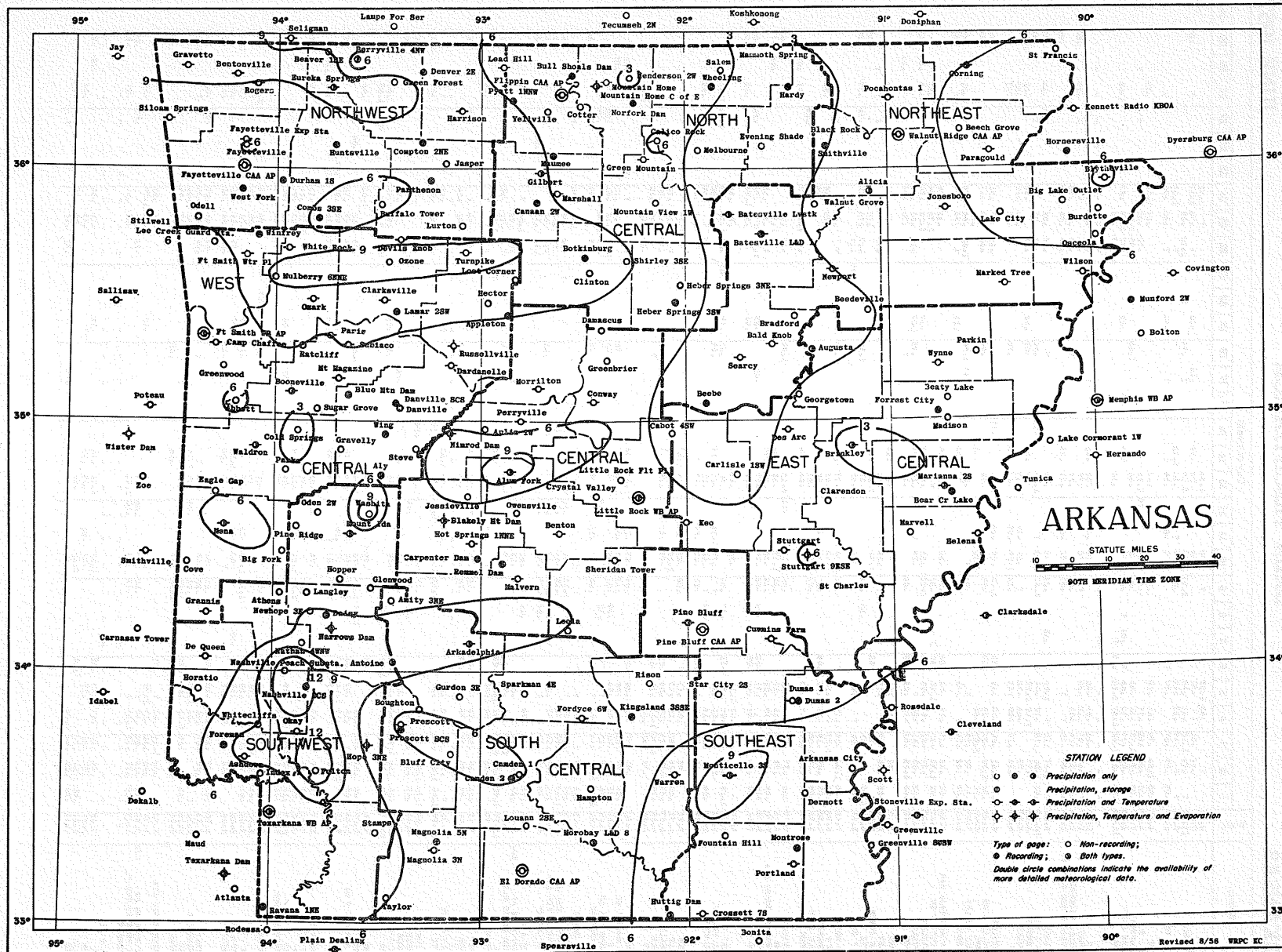


FIGURE V-13.—Location map for precipitation stations in Arkansas with isohyets of total precipitation, June 1957.



# DAILY PRECIPITATION

ARKANSAS  
JUNE 1957

| Station                | Total | Day of month |      |      |      |       |      |      |      |     |      |     |      |      |      |      |    |    |    |    |     |     |     |     |      |      |      |      |      |     |      |      |     |     |     |     |      |     |     |      |
|------------------------|-------|--------------|------|------|------|-------|------|------|------|-----|------|-----|------|------|------|------|----|----|----|----|-----|-----|-----|-----|------|------|------|------|------|-----|------|------|-----|-----|-----|-----|------|-----|-----|------|
|                        |       | 1            | 2    | 3    | 4    | 5     | 6    | 7    | 8    | 9   | 10   | 11  | 12   | 13   | 14   | 15   | 16 | 17 | 18 | 19 | 20  | 21  | 22  | 23  | 24   | 25   | 26   | 27   | 28   | 29  | 30   | 31   |     |     |     |     |      |     |     |      |
| NAMMOTH SPRING         | 2.95  |              | .60  | .06  |      |       |      |      |      | .20 | T    | .40 |      | .90  | .10  |      |    |    |    |    |     |     | .05 | .20 | .23  |      |      |      |      |     | T    | .15  |     |     |     |     |      |     |     |      |
| MARIANNA 2 S           | 3.07  | .05          | .19  | .36  |      | .12   | T    |      | .06  | .03 |      | .47 |      | .47  |      |      |    |    |    |    | .02 | T   |     | .67 | T    |      |      |      |      | .14 | .98  | T    |     |     |     |     |      |     |     |      |
| MARKED TREE            | 4.84  | .33          | .03  | .06  | .01  | .01   |      | .23  | .03  | .19 |      | .18 | .36  |      | .36  |      |    |    |    |    |     | .02 | T   |     | .04  | .20  |      |      |      |     | .17  |      |     |     |     |     |      |     |     |      |
| MARSHALL               | 5.39  | .64          | .04  | .27  | .10  |       |      | .24  | 2.29 |     |      | .30 |      | .30  |      |      |    |    |    |    |     |     |     | .40 | .09  |      |      | T    |      |     |      | .70  |     |     |     |     |      |     |     |      |
| MARVELL                | 3.96  |              | .30  | .50  |      |       |      |      |      |     |      | .52 | .02  |      | .02  |      |    |    |    |    |     |     | .20 | .19 |      |      |      |      |      |     |      | .16  |     |     |     |     |      |     |     |      |
| MELBOURNE              | 2.33  |              | .12  | .15  |      |       |      |      |      |     |      | .28 | .30  |      | .30  |      |    |    |    |    |     |     |     |     | 1.48 |      |      |      |      |     |      |      |     |     |     |     |      |     |     |      |
| MENA                   | 7.64  | .15          | .02  | 2.35 | .68  | .58   | .17  |      |      |     | 2.10 | .24 | T    |      | .45  | .03  |    |    |    |    |     |     |     |     | .79  | .08  |      |      |      |     | 1.05 | 1.00 |     |     |     |     |      |     |     |      |
| MONTICELLO 3 S         | 9.44  | .32          | 1.17 | .12  | T    | T     |      | 1.57 |      | .13 | .43  |     | .72  |      | .72  |      |    |    |    |    |     |     |     | .58 | 1.44 | .78  |      |      |      |     |      |      |     |     |     |     |      |     |     |      |
| MORRIS L AND D NO 8    | 4.77  | .27          | .26  | .23  |      |       |      |      |      | .12 | .42  | .48 | .04  |      | .30  | .68  |    |    |    |    |     |     | .26 |     | .06  |      |      |      |      |     | T    | .05  | T   |     |     |     |      |     |     |      |
| MORRILLTON             | 4.46  | T            | .28  | .13  | .16  | .64   | .03  |      |      |     |      |     |      |      | .18  | 1.37 |    |    |    |    |     |     |     |     | .03  | .55  | .15  |      |      |     |      |      |     |     |     |     |      |     |     |      |
| MOUNT IDA              | 4.70  | .06          | .04  | .49  | .29  | .04   | .02  |      |      |     | .05  | .97 |      | 2.16 |      |      |    |    |    |    |     | .47 | .16 |     | .15  |      |      |      |      |     |      |      |     |     |     |     |      |     |     |      |
| MOUNT MAGAZINE         | 5.12  | .70          | .73  | .11  | .94  | .46   |      | 1.09 |      | .16 |      | .57 | T    |      | .57  | T    |    |    |    |    |     |     |     |     | .18  | .58  |      |      |      |     | T    |      |     |     |     |     |      |     |     |      |
| MOUNTAIN HOME          | 5.57  | .42          | 1.25 | .01  | .08  | .28   | .44  |      |      |     | 1.03 | .24 |      | .34  | .47  |      |    |    |    |    |     |     |     |     | T    | .16  | .75  |      |      |     |      | T    |     |     | .16 |     |      |     |     |      |
| MOUNTAIN HOME C OF ENG | 5.81  | .08          | .72  | .04  |      |       |      |      |      |     |      |     |      |      | .34  | .47  |    |    |    |    |     |     |     |     | .67  |      |      |      |      |     |      |      | .22 |     |     |     |      |     |     |      |
| MOUNTAIN VIEW 1 E      |       |              |      |      |      |       |      |      |      |     |      |     |      |      |      |      |    |    |    |    |     |     |     |     |      |      |      |      |      |     |      |      |     |     |     |     |      |     |     |      |
| MULBERRY 6 NNE         | 10.23 | .22          | 1.34 | .35  | .25  | .37   | T    |      |      |     | 1.51 | T   |      | 3.60 | .23  |      |    |    |    |    |     |     |     |     |      | .36  |      |      |      |     |      |      |     |     |     |     |      |     |     |      |
| NARROWS DAM            | 6.35  | .20          | .33  | .74  | .19  | .10   | .64  |      |      |     |      | .18 | .20  | .02  |      | .02  |    |    |    |    |     |     |     |     | 1.34 | .08  | 1.10 | 1.43 |      |     |      |      |     |     |     |     |      |     |     |      |
| NASHVILLE PEACH SUBSTA | 13.94 | .30          | .60  | 1.19 | 1.18 | 2.67  | 1.96 |      |      |     |      | .02 | .13  | .09  |      | .03  |    |    |    |    |     |     |     |     | .18  | .247 | 2.75 |      |      |     |      |      |     |     |     |     |      |     |     |      |
| NATHAN 4 WNW           | 5.43  | .50          | 1.49 | .45  | .19  | .69   |      |      |      |     |      |     |      |      | .12  | .11  |    |    |    |    |     |     |     | .10 | .73  |      |      |      |      |     |      |      |     |     |     |     |      |     |     |      |
| NEWHOPE 3 E            | 6.93  | .90          | 1.30 | 2.00 |      |       |      | 2.00 |      |     |      |     |      |      |      |      |    |    |    |    |     |     |     |     |      |      |      |      |      |     |      |      |     |     |     |     |      |     |     |      |
| NEWPORT                | 4.44  | 1.01         | .17  | .05  | .05  | .02   |      |      |      | .10 | .35  | .09 |      | .38  | .32  |      |    |    |    |    |     |     |     |     |      | T    | .10  | 1.62 |      |     |      |      |     |     | .18 | T   |      |     |     |      |
| NIMROD DAM             | 6.53  | .07          | .92  | .98  | .18  | 1.10  |      |      |      | .19 | .90  | .03 |      | .15  | .09  |      |    |    |    |    |     |     | .26 |     | .35  | .30  | .05  |      |      |     |      |      |     | .10 |     |     |      |     |     |      |
| ODELL                  | 7.22  | .68          | 1.37 | .86  | .55  | .10   |      |      |      |     |      |     | 1.32 | 1.27 | .32  |      |    |    |    |    |     |     |     |     | .24  | .59  | .39  |      |      |     |      |      |     |     | .30 |     |      |     |     |      |
| ODEN 2 W               | 3.29  | .03          | .05  | .53  | .16  |       |      | .07  |      | .10 | .93  | .04 |      | .50  | .29  |      |    |    |    |    |     |     |     |     | T    | .55  | T    |      |      |     |      |      |     |     |     |     |      |     |     |      |
| OKAY                   | 11.40 | 1.48         |      |      | 1.30 | 2.47  | .11  |      |      |     |      |     |      | .16  |      |      |    |    |    |    |     |     |     |     | 1.50 | .30  |      |      |      |     |      |      |     |     |     |     |      |     |     |      |
| OSCEOLA                | 6.82  | 1.70         | .10  | .50  | .70  | .04   |      |      |      | .01 | .05  | .45 |      | .19  | .60  |      |    |    |    |    |     |     |     |     |      | .05  | .15  |      |      |     |      |      |     | .21 | .40 | .37 |      |     |     |      |
| OWENSVILLE             | 4.27  | .10          | .03  | .37  | .10  | .05   |      |      |      | .27 | .35  | .23 |      | .96  | .37  |      |    |    |    |    |     |     |     |     | .77  | .05  |      |      |      |     |      |      | .08 |     |     |     |      |     |     |      |
| OSARK                  | 8.90  | .67          | .26  | .40  | .39  | .55   | T    |      | .04  | .02 | 1.34 | .03 |      | 3.17 | 1.41 |      |    |    |    |    |     |     |     |     |      | .07  | .02  | .26  |      |     |      |      |     |     | T   |     |      |     |     |      |
| OZONE                  | 9.01  | .52          | .22  | .38  | .44  |       |      |      |      | .68 | 2.26 | .14 |      | 2.52 | .97  |      |    |    |    |    |     |     |     |     |      | .40  | .07  |      |      |     |      |      |     | .05 | .02 | .08 |      |     |     |      |
| PARAGOULD              | 6.45  | 1.64         | .08  | .08  |      |       |      | 1.70 | .06  |     |      |     | .32  |      | .32  |      |    |    |    |    |     |     |     |     | .13  | .17  | .40  | .10  |      |     |      |      |     |     |     | .95 |      |     |     |      |
| PARIS                  | 5.00  | .17          | .63  | .03  |      |       |      |      |      |     | 1.50 |     | 2.00 |      | .15  | .57  |    |    |    |    |     |     |     |     |      | .12  | .36  |      |      |     |      |      |     | .06 | .05 |     |      |     |     |      |
| PARKIN 2 W             | 5.36  | 1.22         | .14  | .01  | .15  |       |      |      |      |     | 1.81 | .02 |      | .15  | .57  |      |    |    |    |    |     |     |     |     | .02  | .39  | .28  |      |      |     |      |      |     |     |     |     |      |     |     |      |
| PARKS                  | 3.05  |              |      |      |      |       |      |      |      |     | .74  |     | .90  |      | .90  |      |    |    |    |    |     |     |     |     |      |      | .49  | .05  |      |     |      |      |     |     |     |     |      |     |     |      |
| PERRYVILLE             | 4.80  | .40          | .36  | .73  | .24  | .37   |      |      |      | .46 | .51  |     | .89  |      | .89  |      |    |    |    |    |     |     |     |     |      | T    | .74  | .40  | .42  |     |      |      |     |     |     | .14 | .30  |     |     |      |
| PINE BLUFF             | 4.54  | .48          | .29  | .71  |      |       |      |      |      | .10 | 1.59 |     | .07  |      | .07  |      |    |    |    |    |     |     |     |     |      |      | .94  | .22  |      |     |      |      |     |     |     |     |      |     |     |      |
| PINE BLUFF CAA AP      | 3.97  | .36          | .23  | .03  | .14  | .04   |      |      |      | .73 | .46  | .27 | .26  | .01  |      | .29  |    |    |    |    |     |     |     |     |      |      | .77  | .36  |      |     |      |      |     |     | .23 | .08 | T    |     |     |      |
| PINE RIDGE             | 5.07  | .19          | .05  | 1.23 | .78  | .13   |      |      |      |     | 1.46 |     | .30  | 1.11 |      |      |    |    |    |    |     |     |     |     |      | .14  | .09  | .19  | .63  | .12 |      |      |     |     |     |     | .04  | .07 | .52 |      |
| POCAMONTAS 1           | 3.30  | .03          | .50  | .50  |      |       |      |      |      |     | .20  | .12 |      | .30  |      |      |    |    |    |    |     |     |     |     |      |      | .04  | .16  | .12  |     |      |      |     |     |     | T   | 1.68 |     |     |      |
| PORTLAND               | 6.25  | .85          | .95  | .20  | .10  |       |      |      |      |     |      |     |      |      |      |      |    |    |    |    |     |     |     |     |      | .24  | .61  | .26  |      |     |      |      |     |     |     | .22 |      |     |     |      |
| PRESCOTT               | 6.21  | .90          | 1.66 | .78  | .09  | .17   | .80  |      | T    | .28 |      |     | .30  |      | .30  |      |    |    |    |    |     |     |     |     |      |      |      |      |      |     |      |      |     |     |     |     |      |     |     |      |
| RATCLIFF               | 6.86  | 1.53         | .86  | .10  | 1.0  | T     |      |      |      |     | .54  |     | 1.70 | .17  |      | .17  |    |    |    |    |     |     |     |     |      | .47  | .50  | T    | .16  |     |      |      |     |     |     | .26 | T    | .25 |     |      |
| RISON                  | 3.33  | .16          | 1.00 |      |      |       |      |      |      |     | 1.09 |     | .17  |      | .17  |      |    |    |    |    |     |     |     |     |      |      | .38  | .40  |      |     |      |      |     |     |     | .90 |      |     |     |      |
| ROGERS                 | 7.80  | .96          | 1.39 | .11  | .02  | .40   |      |      |      | .56 | .72  |     | .04  | 1.33 | .48  |      |    |    |    |    |     |     |     |     | .32  | .19  | .31  | .04  |      |     |      |      |     |     |     | .14 |      |     |     |      |
| RUSSELLVILLE           | 4.07  | .52          | .75  | .42  | .02  | .11   |      |      |      | .20 | .42  |     | .54  |      | .54  |      |    |    |    |    |     |     |     |     |      |      | .17  | .56  | .03  |     |      |      |     |     |     | .49 | .37  | T   |     |      |
| SAINT CHARLES          | 5.23  | T            | .17  | .64  | .15  | 1.77  |      |      |      | .05 | .26  | T   |      | .49  | .08  |      |    |    |    |    |     |     |     |     |      |      |      |      |      |     |      |      |     |     |     |     |      |     |     |      |
| SAINT FRANCIS          | 7.18  |              | .40  | .15  | .59  |       |      |      |      |     | .06  |     | .47  | .14  |      | .14  |    |    |    |    |     |     |     |     |      |      | .49  | .15  | .20  | .23 | 1.00 |      |     |     |     |     |      | .32 | .05 | 2.93 |
| SALEM                  | 3.18  | 1.42         |      | .14  | T    |       |      |      |      |     | .18  |     | .62  | T    |      | .62  |    |    |    |    |     |     |     |     |      |      |      |      |      |     |      |      |     |     |     | .30 | .52  |     |     |      |
| SEARCY                 | 2.89  | .07          | .22  | .02  | .19  | .80   | .03  |      |      |     | .10  | .15 | .23  | .64  |      | .64  |    |    |    |    |     |     |     |     |      |      | .48  | .24  | 2.42 |     |      |      |     |     |     | .10 | T    | .84 |     |      |
| SHERIDAN TOWER         | 3.24  | .18          | .40  | .18  | .48  |       |      |      |      |     | .83  | .39 |      | .20  | .90  |      |    |    |    |    |     |     |     |     |      |      |      |      |      |     |      |      |     |     |     |     |      |     |     |      |
| SHIRLEY 3 SE           | 7.45  | .11          | .20  | .06  | .14  | .01   |      |      |      |     | 1.83 | .39 |      | .31  | .90  |      |    |    |    |    |     |     |     |     |      |      |      |      |      |     |      |      |     |     |     |     |      |     |     |      |
| SILCOAM SPRINGS        | 8.71  | .42          | .95  | .20  | .11  | .74   | .30  |      |      |     |      |     |      | .43  | 1.15 |      |    |    |    |    |     |     |     |     |      |      | .69  | .75  |      |     |      |      |     |     |     | .35 | .17  |     |     |      |
| SPARKMAN 4 E           | 3.61  | .49          | .58  | .15  | .10  | .15   |      |      |      |     | .03  | .20 |      | .20  |      |      |    |    |    |    |     |     |     |     |      |      | .48  | 1.10 | .49  |     |      |      |     |     |     |     | .33  |     |     |      |
| STAMPS                 | 6.27  | .46          | 1.90 | .68  | .11  | .08   | .10  |      |      |     |      |     |      | .53  |      |      |    |    |    |    |     |     |     |     |      |      |      | 1.27 | .30  |     |      |      |     |     |     | .65 | .33  |     |     |      |
| STAR CITY 2 S          | 2.92  | T            | T    | 1.13 |      |       |      |      |      |     | .68  | .20 |      | .27  | 2.05 |      |    |    |    |    |     |     |     |     |      |      |      | .25  | .90  |     |      |      |     |     |     |     |      |     |     |      |
| STEVE                  | 5.18  |              | .63  | .65  | .70  |       |      |      |      |     |      |     |      |      |      |      |    |    |    |    |     |     |     |     |      |      |      |      |      |     |      |      |     |     |     |     |      |     |     |      |
| STUTTGART              | 5.85  | .04          | 1.27 | .05  | 1.63 |       |      |      |      |     | .37  | .22 |      | .15  |      |      |    |    |    |    |     |     |     |     |      |      |      | 1.82 | T    |     |      |      |     |     |     | .30 |      |     |     |      |
| STUTTGART 9 ESE        | 6.90  | .10          | .11  | 1.48 | .04  | 1.50  |      |      |      |     | .17  | .01 |      | .26  | T    |      |    |    |    |    |     |     |     |     |      |      | .23  | .02  |      |     |      |      |     |     |     | .54 |      |     |     |      |
| SUBIACO                | 6.06  | .03          | 1.03 | .69  |      |       |      | .11  |      |     | 1.13 |     | .12  | 2.09 | T    |      |    |    |    |    |     |     |     |     |      | .07  | .33  | .42  |      |     |      |      |     |     |     | .04 |      |     |     |      |
| TAYLOR                 | 6.13  | .63          | .26  | .27  | .71  | .43</ |      |      |      |     |      |     |      |      |      |      |    |    |    |    |     |     |     |     |      |      |      |      |      |     |      |      |     |     |     |     |      |     |     |      |



# DAILY PRECIPITATION

ARKANSAS  
JUNE 1957

| Station              | Total | Day of month |      |      |      |      |      |   |   |      |      |     |      |      |     |    |     |     |    |    |    |      |      |      |      |    |     |     |     |     |     |    |   |   |   |
|----------------------|-------|--------------|------|------|------|------|------|---|---|------|------|-----|------|------|-----|----|-----|-----|----|----|----|------|------|------|------|----|-----|-----|-----|-----|-----|----|---|---|---|
|                      |       | 1            | 2    | 3    | 4    | 5    | 6    | 7 | 8 | 9    | 10   | 11  | 12   | 13   | 14  | 15 | 16  | 17  | 18 | 19 | 20 | 21   | 22   | 23   | 24   | 25 | 26  | 27  | 28  | 29  | 30  | 31 |   |   |   |
| ALICIA               | 6.92  | .27          | .36  |      | .95  |      |      |   |   | .54  |      | .24 | .65  |      |     |    | .20 | .13 |    |    |    | .51  | 2.30 | .10  |      |    |     |     |     |     | .67 | .  |   |   |   |
| ALUM FORK            |       | .65          | .13  | 1.03 | .21  |      |      |   |   | 3.58 | .24  | .25 | 2.00 |      |     |    |     |     |    |    |    |      |      |      |      |    |     |     |     |     |     | .  |   |   |   |
| ALY                  | 5.96  | .09          | .03  | .59  | .06  |      |      |   |   | .08  | .82  | .18 | .3   | 3.13 |     |    |     |     |    |    |    |      | .17  | .81  |      |    |     |     |     |     |     | .  |   |   |   |
| ANTOINE              | 5.70  | 1.19         | .32  | 1.05 | .10  | .15  |      |   |   | .45  |      |     | .44  | .03  |     |    |     |     |    |    |    |      | .58  | 1.25 |      |    |     |     |     |     |     | .  |   |   |   |
| APPLETON             | 5.67  | 1.13         | .17  | .11  | 1.14 | .06  |      |   |   | 1.40 | .15  |     | .07  | .43  |     |    |     |     |    |    |    | .67  |      | .29  | .13  |    |     |     |     |     |     | .  |   |   |   |
| ARKADELPHIA          |       |              |      |      |      |      |      |   |   |      |      |     |      |      |     |    |     |     |    |    |    |      | .02  |      |      |    |     |     |     |     |     |    | . |   |   |
| AUGUSTA              | 2.29  |              | .11  | .15  | .54  |      |      |   |   | .04  | .50  | .15 | .38  |      |     |    |     |     |    |    |    | *    |      | 1.70 | 1.90 |    |     |     |     |     |     | .  |   |   |   |
| BATESVILLE LVSTK     | 3.22  | 1.60         | .28  |      |      |      |      |   |   | .04  | .05  | .12 | .16  | .52  |     |    |     |     |    |    |    |      | .05  | .13  |      |    |     | .45 | .02 | .08 |     | .  |   |   |   |
| BATESVILLE L & D 1   | 2.68  | .81          | .30  |      | .05  |      |      |   |   |      |      |     | .10  | .41  |     |    |     |     |    |    |    |      | .46  | .13  |      |    |     |     |     |     |     | .  |   |   |   |
| BEAR CREEK LAKE      | 3.93  | .54          | .73  |      | .23  |      |      |   |   | .41  | .15  |     | .15  | .35  |     |    |     |     |    |    |    | .11  | .42  |      |      |    | .17 | .54 |     | .16 |     | .  |   |   |   |
| BESEE                |       |              |      |      |      |      |      |   |   |      |      |     |      |      |     |    |     |     |    |    |    |      |      |      |      |    |     |     |     |     |     |    | . |   |   |
| BERRYVILLE & NW      | 7.01  | 1.92         | 1.60 | .09  |      | .06  |      |   |   |      |      |     |      |      |     |    |     |     |    |    |    |      |      |      |      |    |     |     |     |     |     |    | . |   |   |
| BLAKELY MOUNTAIN DAM | 3.60  | .10          | .09  | .35  | .50  | .04  |      |   |   | .31  | .47  | .17 | .31  | .81  |     |    |     |     |    |    |    |      | .08  | .13  |      |    |     |     |     |     | .33 |    | . |   |   |
| BLUE MOUNTAIN DAM    | 5.08  |              | .76  | .80  | .04  | .08  |      |   |   | .78  | .16  |     | .95  |      |     |    |     |     |    |    |    |      | .30  | .24  |      |    |     |     |     |     |     |    | . |   |   |
| BOONEVILLE           | 4.89  |              | .21  | .40  |      |      |      |   |   | .95  | .04  |     | .16  | .87  |     |    |     |     |    |    |    | 1.02 |      | .20  | .98  |    |     |     |     |     |     |    | . |   |   |
| BOTKINBURG           | 7.26  | .23          | .57  | .19  | .25  |      |      |   |   | 1.40 | 1.13 | .04 | .14  | 1.30 |     |    |     |     |    |    |    |      | .80  |      |      |    |     |     |     |     |     |    | . |   |   |
| BRINKLEY             | 2.82  | .02          | .30  | 1.72 | .15  |      |      |   |   | .38  | .12  |     | .05  | .09  |     |    |     |     |    |    |    |      | .33  |      |      |    |     |     |     |     |     |    | . |   |   |
| BULL SHOALS DAM      | 4.26  | .60          | .21  | .07  |      |      |      |   |   | .24  | 1.17 | .05 | .45  | .10  |     |    |     |     |    |    |    |      | .35  | .40  |      |    |     |     |     |     |     |    | . |   |   |
| CAMDEN 2             | 3.78  | .16          | 1.18 | .65  |      | .20  |      |   |   |      | .58  |     | .43  |      |     |    |     |     |    |    |    | .30  |      |      |      |    |     |     |     |     |     |    | . |   |   |
| CARPENTER DAM        | 2.35  | .10          | .27  | .23  | .05  |      |      |   |   | .56  | .23  |     | .21  | .10  |     |    |     |     |    |    |    |      | .19  | .41  |      |    |     |     |     |     |     |    | . |   |   |
| COMBS 3 SE           |       |              |      |      |      |      |      |   |   |      |      |     |      |      |     |    |     |     |    |    |    |      |      |      |      |    |     |     |     |     |     |    |   | . |   |
| COMPTON 2 NE         | 9.41  | 1.03         | .39  | .40  | .03  | 1.00 |      |   |   | 2.23 | 1.39 | .20 | .65  | .37  |     |    |     |     |    |    |    | .56  |      |      |      |    |     |     |     |     |     |    | . |   |   |
| CORNING              | 6.80  | .24          | .13  | .94  | .23  |      |      |   |   | .38  | .12  |     | .38  | .30  |     |    |     |     |    |    |    |      |      |      |      |    |     |     |     |     |     |    |   | . |   |
| DAISY                |       |              | .16  | .38  | .42  |      | 1.71 |   |   | .11  | .61  |     | .20  |      |     |    |     |     |    |    |    |      |      |      |      |    |     |     |     |     |     |    |   | . |   |
| DANVILLE SCS         | 4.09  | .06          | .64  | .36  | .05  |      |      |   |   | 1.57 | .35  |     | .07  | .63  |     |    |     |     |    |    |    |      | .04  |      |      |    |     |     |     |     |     |    |   | . |   |
| DUMAS 2              | 4.90  | .14          | .78  | .15  | .42  | .07  |      |   |   | .18  | .39  |     | .43  |      |     |    |     |     |    |    |    |      |      |      |      |    |     |     |     |     |     |    |   | . |   |
| EUREKA SPRINGS       | 7.41  | 1.83         | 1.12 | .05  |      |      |      |   |   | .44  | 2.06 | .15 | .30  | .20  |     |    |     |     |    |    |    | .28  |      |      |      |    |     |     |     |     |     |    |   | . |   |
| FOREMAN              | 5.90  | .28          | .75  | 2.11 | 1.20 | .05  |      |   |   | .07  |      |     | .19  |      |     |    |     |     |    |    |    |      | .42  |      |      |    |     |     |     |     |     |    |   | . |   |
| FORREST CITY         | 2.53  | .42          | .07  |      | .50  |      |      |   |   |      |      |     | .02  | .44  |     |    |     |     |    |    |    |      |      |      |      |    |     |     |     |     |     |    |   | . |   |
| FORT SMITH WB AP     | //    | 5.63         | .28  | 1.48 | .34  | .04  |      |   |   | 1.36 | .13  |     | .95  | .95  |     |    |     |     |    |    |    |      |      |      |      |    |     |     |     |     |     |    |   | . |   |
| GILBERT              | 6.92  | .43          | .55  | .17  |      |      |      |   |   | .13  | .72  | .05 | 1.09 | .06  |     |    |     |     |    |    |    |      |      |      |      |    |     |     |     |     |     |    |   | . |   |
| HARDY                | 1.68  | .18          | .29  |      |      |      |      |   |   |      |      |     | .16  | .27  |     |    |     |     |    |    |    |      |      |      |      |    |     |     |     |     |     |    |   | . |   |
| HEBER SPRINGS 3 SW   | 4.63  |              |      |      | .24  | .05  |      |   |   | .95  | .71  | .07 | .26  | .90  |     |    |     |     |    |    |    |      |      |      |      |    |     |     |     |     |     |    |   | . |   |
| HOPE 3 NE            | 4.24  | .66          | .56  | .23  | .01  | .21  |      |   |   | .09  |      |     | .34  |      |     |    |     |     |    |    |    |      |      |      |      |    |     |     |     |     |     |    |   | . |   |
| HUNTSVILLE           | 7.57  | 1.04         | .21  | .15  |      |      |      |   |   | 1.00 | 1.12 | .20 | .72  | .67  |     |    |     |     |    |    |    | .18  | .54  |      |      |    |     |     |     |     |     |    |   | . |   |
| HUTTIG DAM           | 5.96  | 1.06         | .57  |      | .10  | .31  |      |   |   | .51  |      |     | .20  |      |     |    |     |     |    |    |    |      |      |      |      |    |     |     |     |     |     |    |   | . |   |
| KINGSLAND 3 SSE      | 2.87  | .07          | .53  | .20  | .22  | .10  |      |   |   | .15  | .65  |     | .25  |      |     |    |     |     |    |    |    |      | 1.09 |      |      |    |     |     |     |     |     |    |   | . |   |
| LAHAR 2 SW           | 6.31  | .10          | .30  | .35  | .22  |      |      |   |   | .65  | .06  |     | 1.92 | 1.46 |     |    |     |     |    |    |    |      |      |      |      |    |     |     |     |     |     |    |   | . |   |
| LITTLE ROCK WB AP    | //    | 3.39         | .11  | .14  | .06  | .97  |      |   |   | .12  | .40  | .51 |      | .46  |     |    |     |     |    |    |    | .49  |      |      |      |    |     |     |     |     |     |    |   | . |   |
| MAGNOLIA 5 N         | 3.02  | .66          | .15  | .10  |      |      |      |   |   |      |      |     | .46  |      |     |    |     |     |    |    |    |      |      |      |      |    |     |     |     |     |     |    |   | . |   |
| MARIANNA 2 S         | 2.83  | .10          | .30  | .03  | .07  |      |      |   |   | .20  | .66  | .05 | .37  | .07  |     |    |     |     |    |    |    |      |      |      |      |    |     |     |     |     |     |    |   | . |   |
| MAUMEE               | 8.13  | .25          | .37  | .15  |      |      |      |   |   | .44  | .98  | .10 | .90  | .62  |     |    |     |     |    |    |    |      |      |      |      |    |     |     |     |     |     |    |   | . |   |
| MEHA                 | 7.31  | .14          | 2.32 | .70  | .63  | .16  |      |   |   | 1.41 | 1.65 | .70 | .09  | .36  |     |    |     |     |    |    |    |      |      |      |      |    |     |     |     |     |     |    |   | . |   |
| MONTICELLO 3 S       | 8.24  | .30          | 1.25 | .07  | .07  | .04  |      |   |   | .11  |      |     | .05  |      |     |    |     |     |    |    |    |      |      |      |      |    |     |     |     |     |     |    |   |   | . |
| MONTROSE             | 8.25  | .87          | .30  | .50  |      |      |      |   |   | .11  |      |     | .39  | .18  |     |    |     |     |    |    |    |      | 1.10 | 1.39 | .99  |    |     |     |     |     |     |    |   | . |   |
| MOROBAY L + D        | 4.20  | .27          | .15  | .06  |      |      |      |   |   | .13  | .15  | .25 | .13  | .24  |     |    |     |     |    |    |    |      |      |      |      |    |     |     |     |     |     |    |   | . |   |
| MOUNT IDA            | 3.94  |              | .18  | .30  |      |      |      |   |   | 1.00 | .30  |     | .10  | 1.24 |     |    |     |     |    |    |    |      |      |      |      |    |     |     |     |     |     |    |   | . |   |
| MOUNTAIN HOME C OF E | 5.09  | 1.20         | .13  | .08  | .28  | .41  |      |   |   | .98  |      | .07 | .31  | .22  |     |    |     |     |    |    |    |      |      |      |      |    |     |     |     |     |     |    |   | . |   |
| NARROWS DAM          | 7.18  | .39          | .40  | .70  | .11  | .79  |      |   |   | .17  |      |     | .17  |      |     |    |     |     |    |    |    | .17  |      |      |      |    |     |     |     |     |     |    |   | . |   |
| NASHVILLE SCS        | 6.74  | .82          | 1.52 | .97  | 1.17 | .37  |      |   |   |      |      |     | .34  |      |     |    |     |     |    |    |    |      |      |      |      |    |     |     |     |     |     |    |   | . |   |
| NIMROD DAM           | 5.79  | .77          | .94  | .29  | 1.06 |      |      |   |   | .80  | .09  |     | .09  | .88  |     |    |     |     |    |    |    |      |      |      |      |    |     |     |     |     |     |    |   | . |   |
| NORFOLK DAM          | 3.40  | .54          | .18  | .25  | .04  |      |      |   |   | .65  | .27  |     | .93  | .24  |     |    |     |     |    |    |    |      | .21  |      |      |    |     |     |     |     |     |    |   | . |   |
| PARTENON             | 7.67  | .85          | .17  | .45  |      |      |      |   |   | 1.84 | 1.00 | .14 | 1.07 | .26  |     |    |     |     |    |    |    |      | .10  |      |      |    |     |     |     |     |     |    |   | . |   |
| PINE BLUFF           | 4.40  | .49          | .17  | .05  | .69  |      |      |   |   | .15  | .85  | .69 | .10  |      |     |    |     |     |    |    |    |      |      |      |      |    |     |     |     |     |     |    |   | . |   |
| PRESCOTT SCS         | 5.94  | 1.95         | .30  | .50  | .16  | .77  |      |   |   | .62  |      |     | .30  |      |     |    |     |     |    |    |    |      | .21  |      |      |    |     |     |     |     |     |    |   | . |   |
| PYATT 1 NW           | 7.68  | .50          | .31  | .05  | .03  |      |      |   |   | .43  | 4.37 | .14 | .58  | .22  |     |    |     |     |    |    |    |      |      |      |      |    |     |     |     |     |     |    |   | . |   |
| RAVANA 1 NE          | 4.64  | .69          | .39  | .27  | 1.70 | .02  |      |   |   | .06  | .43  |     | .56  |      |     |    |     |     |    |    |    |      | .40  |      |      |    |     |     |     |     |     |    |   | . |   |
| REHSEL DAM           | 3.04  | .13          | .30  | .53  | .06  |      |      |   |   | .27  | .52  | .11 | .37  | .31  |     |    |     |     |    |    |    |      | .05  |      |      |    |     |     |     |     |     |    |   | . |   |
| STUTTGART 9 ESE      | 6.56  | .14          | 1.38 | .04  | 1.42 |      |      |   |   |      |      |     | .22  | .17  |     |    |     |     |    |    |    |      |      |      |      |    |     |     |     |     |     |    |   | . |   |
| TEXARKANA WB AP      | //    | 6.84         | .66  | 1.44 | 1.20 | 1.06 | .77  |   |   | .27  |      |     | .25  | .05  |     |    |     |     |    |    |    |      |      |      |      |    |     |     |     |     |     |    |   | . |   |
| WALDRON              | 2.55  | .04          | .05  | .27  | .38  |      |      |   |   | 1.25 | .10  |     | .11  |      |     |    |     |     |    |    |    |      |      |      |      |    |     |     |     |     |     |    |   | . |   |
| WEST FORK            | 6.11  | .82          | .46  | .30  | .09  | .06  |      |   |   |      |      | .94 | .59  | 1.37 | .04 |    |     |     |    |    |    |      |      |      |      |    |     |     |     |     |     |    |   | . |   |
| WHEELING             | 3.38  | .46          | .54  | .03  |      |      |      |   |   | .38  | .15  |     | .55  | .27  |     |    |     |     |    |    |    |      | .20  |      |      |    |     |     |     |     |     |    |   | . |   |
| WING                 | 3.81  | .10          | .10  | .65  | .11  |      |      |   |   | .74  | .39  |     | .11  | 1.10 |     |    |     |     |    |    |    |      |      |      |      |    |     |     |     |     |     |    |   | . |   |

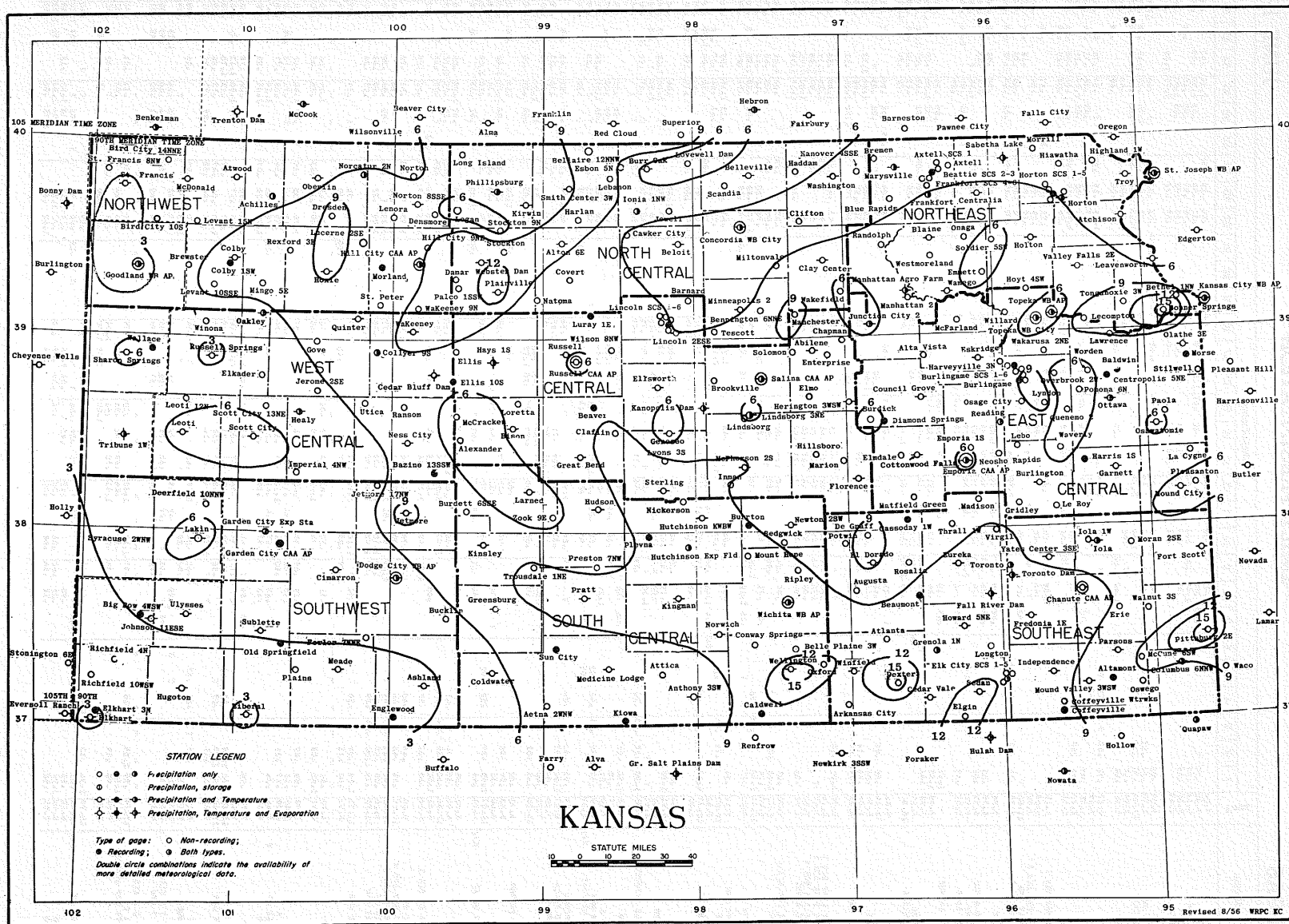


FIGURE V-14.—Location map for precipitation stations in Kansas with isohyets of total precipitation, June 1957.











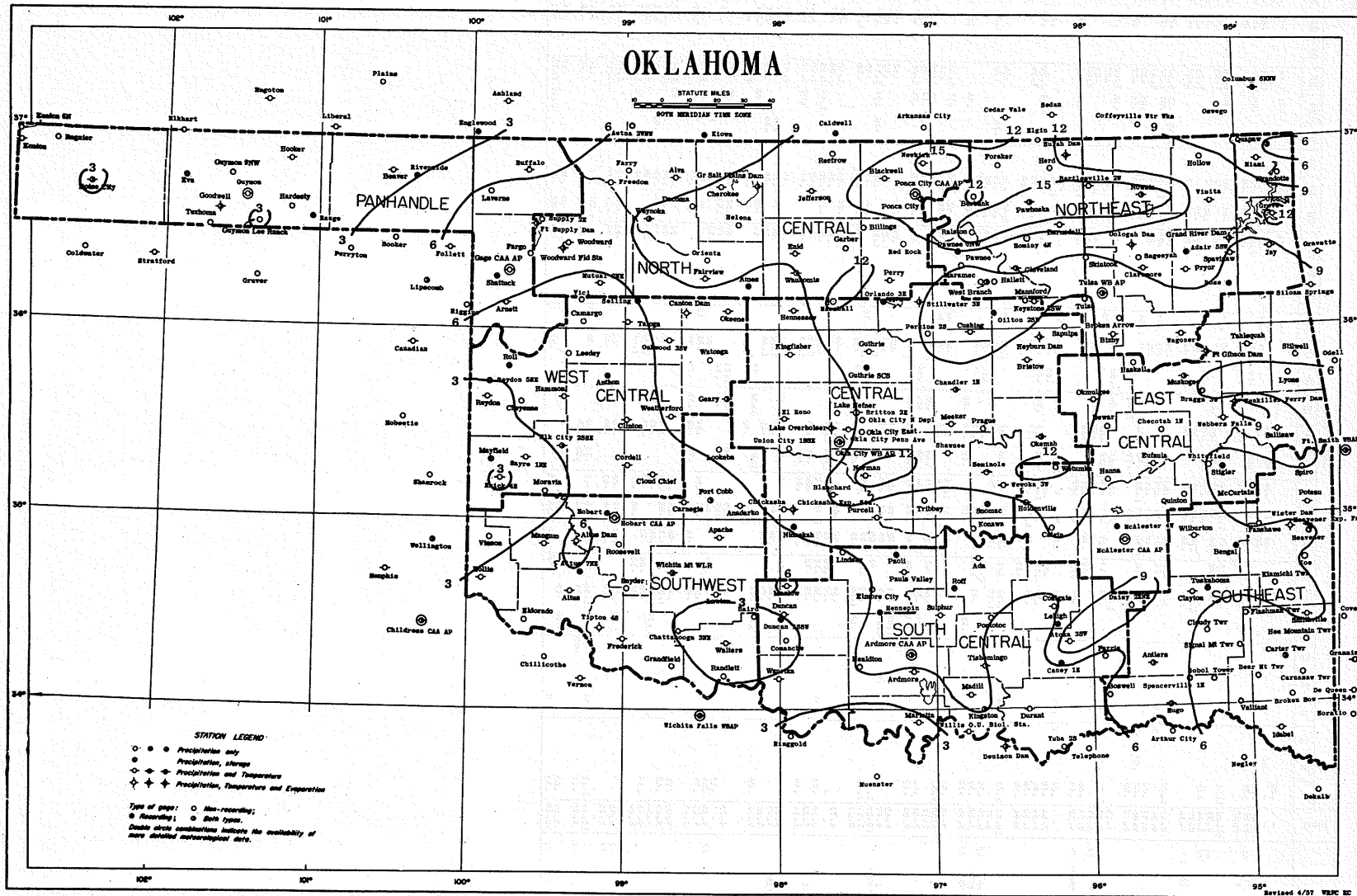


FIGURE V-15.—Location map for precipitation stations in Oklahoma with isohyets of total precipitation, June 1957.















FIGURE V-16.—Location map for precipitation stations in eastern Texas with isohyets of total precipitation, June 1957.





# DAILY PRECIPITATION

TEXAS  
JUNE 1957

| Station                  | Total | Day of month |      |      |      |      |     |     |     |     |     |     |      |      |     |    |    |    |     |     |     |      |      |     |      |     |     |    |    |    |     |     |      |  |  |  |  |
|--------------------------|-------|--------------|------|------|------|------|-----|-----|-----|-----|-----|-----|------|------|-----|----|----|----|-----|-----|-----|------|------|-----|------|-----|-----|----|----|----|-----|-----|------|--|--|--|--|
|                          |       | 1            | 2    | 3    | 4    | 5    | 6   | 7   | 8   | 9   | 10  | 11  | 12   | 13   | 14  | 15 | 16 | 17 | 18  | 19  | 20  | 21   | 22   | 23  | 24   | 25  | 26  | 27 | 28 | 29 | 30  | 31  |      |  |  |  |  |
| CLIFTON 9 E              | 1.95  | T            | .36  | .34  | .20  | T    |     |     |     |     |     | .24 |      |      |     |    |    |    | .65 | .05 | .06 |      | .05  | .46 |      |     |     |    |    |    | .07 |     |      |  |  |  |  |
| CLODINE                  | 3.43  | .28          | .61  | .16  |      |      |     |     |     |     |     |     |      |      |     |    |    |    |     |     |     |      |      |     |      |     |     |    |    |    |     |     |      |  |  |  |  |
| CLOUDY RANCH             | 1.27  | .57          |      |      |      |      |     |     |     |     |     |     |      |      |     |    |    |    |     | .11 | .03 | .14  | 2.16 | .15 | .03  | .06 | .02 |    |    |    | .15 | .38 |      |  |  |  |  |
| COLDSPRING 5 S           | 7.03  | .35          |      | 1.90 | .03  | 1.90 | .02 |     |     |     |     | .31 |      |      |     |    |    |    | .10 |     |     |      |      |     |      |     |     |    |    |    |     |     | 1.20 |  |  |  |  |
| COLDWATER                | 2.65  | .22          | .10  |      |      |      |     |     |     |     |     |     |      |      |     |    |    |    |     |     |     |      |      |     |      |     |     |    |    |    |     |     |      |  |  |  |  |
| COLEMAN                  | 2.66  | .50          | .60  | T    | .03  | .07  |     |     |     |     |     |     | 1.44 |      |     |    |    |    |     |     |     |      |      |     |      |     |     |    |    |    |     |     |      |  |  |  |  |
| COLLEGE STATION 7 SW     | 2.39  | .12          | .23  | .15  | .09  |      |     |     |     |     |     |     | .42  |      |     |    |    |    |     |     | .36 | .85  | .13  |     | .16  |     |     |    |    |    |     |     |      |  |  |  |  |
| COLLEGE STATION CAA AP   | 2.02  | .12          | .19  | .42  |      |      |     |     |     |     |     |     | .31  |      |     |    |    |    |     |     | T   | .93  | .05  |     | .28  |     |     |    |    |    |     |     |      |  |  |  |  |
| COLORADO CITY            | 3.57  | 1.43         | .32  | .11  | .03  |      |     |     |     |     |     |     | .66  |      |     |    |    |    |     | .74 | .89 | .10  | T    |     |      |     |     |    |    |    |     |     |      |  |  |  |  |
| COLUMBUS                 | 4.81  | .82          | 1.84 |      | .51  | .28  |     |     |     | .24 |     |     |      | .13  |     |    |    |    |     |     |     |      |      |     |      |     |     |    |    |    |     |     |      |  |  |  |  |
| COMANCHE                 | 2.19  | .96          | .23  |      | .20  |      |     |     |     |     |     |     | .80  |      |     |    |    |    |     |     | .72 | .80  |      |     |      |     |     |    |    |    |     | .20 | .70  |  |  |  |  |
| COMSTOCK                 | 1.74  | .12          |      |      | .04  |      |     |     |     |     |     | .06 |      |      |     |    |    |    |     |     |     |      |      |     |      |     |     |    |    |    |     |     |      |  |  |  |  |
| CONLEN 3 N               | 1.88  | .05          |      |      |      |      |     |     |     | .03 |     |     |      |      |     |    |    |    |     |     |     |      |      |     |      |     |     |    |    |    |     |     |      |  |  |  |  |
| CONROE                   | 4.61  | .24          | .23  | .90  | .02  | .02  | .07 |     |     | .16 |     |     |      |      |     |    |    |    |     |     |     |      |      |     |      |     |     |    |    |    |     |     |      |  |  |  |  |
| COOPER                   |       |              |      |      |      |      |     |     |     |     |     |     |      |      |     |    |    |    |     |     |     |      |      |     |      |     |     |    |    |    |     |     |      |  |  |  |  |
| COPE RANCH               | 1.37  |              | .77  | .09  | .36  |      |     |     |     |     |     |     | .15  |      |     |    |    |    |     |     |     |      |      |     |      |     |     |    |    |    |     |     |      |  |  |  |  |
| COPPERAS COVE            | 3.00  | .40          | 1.00 | .50  | .08  |      |     |     |     |     |     |     |      | .92  |     |    |    |    |     |     | T   |      | .07  | .03 |      |     |     |    |    |    |     |     |      |  |  |  |  |
| CORNUDAS SERVICE STATION | .00   |              |      |      |      |      |     |     |     |     |     |     |      |      |     |    |    |    |     |     |     |      |      |     |      |     |     |    |    |    |     |     |      |  |  |  |  |
| CORPUS CHRISTI           | 4.30  |              | 2.00 |      |      | .22  |     |     |     |     |     |     |      |      |     |    |    |    |     |     | T   | .03  | .24  | *   | 1.20 | .88 |     |    |    |    |     | .03 |      |  |  |  |  |
| CORPUS CHRISTI WB AP R   | 5.34  | 2.38         |      |      | 1.02 | .05  |     |     |     |     |     |     |      |      |     |    |    |    |     |     |     |      |      |     |      |     |     |    |    |    |     |     |      |  |  |  |  |
| CORSICANA                | 4.14  | .60          | 1.15 | .13  | .07  | 1.27 |     |     |     |     |     |     |      | .03  |     |    |    |    |     |     |     |      |      |     |      |     |     |    |    |    |     |     |      |  |  |  |  |
| COTULLA                  | 3.21  | 1.78         | .29  | .09  |      |      |     |     |     |     |     |     |      |      |     |    |    |    |     |     | .06 | .21  | .02  | .38 | .28  |     |     |    |    |    |     |     |      |  |  |  |  |
| COTULLA CAA AP           | 1.56  | .52          | T    |      |      |      |     |     |     |     |     |     |      |      |     |    |    |    |     |     |     |      |      |     |      |     |     |    |    |    |     |     |      |  |  |  |  |
| COTULLA HILLJE RANCH     | 1.89  | 1.03         |      |      |      |      |     |     |     |     |     |     |      |      |     |    |    |    |     | .15 | T   | .41  | .45  |     |      |     |     |    |    |    |     |     |      |  |  |  |  |
| COX RANCH                | .96   | .29          | .10  | .17  | .06  |      |     |     |     |     | .19 |     |      |      |     |    |    |    |     |     |     |      |      |     |      |     |     |    |    |    |     |     |      |  |  |  |  |
| CRESSON                  | 2.44  | .05          | .95  | .10  | .61  | .55  |     |     |     |     |     |     |      | .18  |     |    |    |    |     |     |     |      |      |     |      |     |     |    |    |    |     |     |      |  |  |  |  |
| CRIDER RANCH             | .74   |              |      |      |      |      |     |     |     |     |     |     |      |      |     |    |    |    |     |     |     |      |      |     |      |     |     |    |    |    |     |     |      |  |  |  |  |
| CROCKETT                 | 9.73  | .08          | 1.35 | 1.33 | 2.68 |      |     | .18 |     |     |     |     |      |      |     |    |    |    |     |     |     |      |      |     |      |     |     |    |    |    |     |     |      |  |  |  |  |
| CROSBYTON                | 3.02  | .75          | .25  | .14  | .27  | .12  | .05 |     |     | .07 |     |     |      | .05  |     |    |    |    |     |     |     |      |      |     |      |     |     |    |    |    |     |     |      |  |  |  |  |
| CROSS PLAINS NO 1        | 3.46  | .76          | 1.10 |      |      |      |     |     |     |     |     |     |      | 1.50 |     |    |    |    |     |     |     |      |      |     |      |     |     |    |    |    |     |     |      |  |  |  |  |
| CROWELL                  | 2.54  |              | .25  | .97  | .18  | .27  | .50 |     |     |     |     |     |      | .62  |     |    |    |    |     |     |     |      |      |     |      |     |     |    |    |    |     |     |      |  |  |  |  |
| CRYSTAL CITY             | 3.20  | 1.26         | .05  | .12  |      |      | .01 | .16 |     |     |     |     |      |      |     |    |    |    |     |     |     |      |      |     |      |     |     |    |    |    |     |     |      |  |  |  |  |
| CUERO 3 NW               | 3.98  |              | 1.14 |      | .01  | .95  | .01 | .16 | .11 |     |     |     |      |      |     |    |    |    |     |     |     |      |      |     |      |     |     |    |    |    |     |     |      |  |  |  |  |
| CYPRESS 1 SW             | 5.65  | .48          | .70  | .06  |      |      |     |     |     |     |     |     |      |      |     |    |    |    |     |     |     |      |      |     |      |     |     |    |    |    |     |     |      |  |  |  |  |
| CYPRESS MILL             | 6.00  | .90          | .34  | 2.10 |      |      |     |     |     |     |     |     |      | 2.66 |     |    |    |    |     |     |     |      |      |     |      |     |     |    |    |    |     |     |      |  |  |  |  |
| DACUS                    | 5.11  | .41          | .26  | .23  |      |      |     |     |     |     |     |     |      |      |     |    |    |    |     |     |     |      |      |     |      |     |     |    |    |    |     |     |      |  |  |  |  |
| DANGERFIELD 9 S          | 5.35  | .50          | .28  | .79  | .26  | 2.03 | .58 |     |     |     |     |     |      |      |     |    |    |    |     |     |     |      |      |     |      |     |     |    |    |    |     |     |      |  |  |  |  |
| DALHART CAA AP           | 1.04  | .23          |      |      |      |      |     |     |     | .43 | .01 |     |      |      |     |    |    |    |     |     |     |      |      |     |      |     |     |    |    |    |     |     |      |  |  |  |  |
| DALLAS WB AP             | 3.02  | T            | .04  | 1.04 | .05  | .65  |     |     |     |     |     |     |      | .12  |     |    |    |    |     | .08 | .10 | 1.07 |      |     |      |     |     |    |    |    |     |     |      |  |  |  |  |
| DANEVANG                 | 3.13  | .94          | .39  | .01  | .64  |      |     |     |     | .05 |     |     |      |      |     |    |    |    |     |     |     |      |      |     |      |     |     |    |    |    |     |     |      |  |  |  |  |
| DARROUZETT               | 4.70  | .20          | .07  |      |      |      |     |     |     | .02 | .30 | T   | .06  |      |     |    |    |    |     |     |     |      |      |     |      |     |     |    |    |    |     |     |      |  |  |  |  |
| DAVILLA                  | 4.70  |              | 1.25 |      |      | 1.28 |     |     |     |     |     |     |      | .35  |     |    |    |    |     |     |     |      |      |     |      |     |     |    |    |    |     |     |      |  |  |  |  |
| DE LONG RANCH            | 1.81  | .55          | .55  |      | .08  |      |     |     |     |     |     |     |      |      |     |    |    |    |     |     |     |      |      |     |      |     |     |    |    |    |     |     |      |  |  |  |  |
| DECATUR                  | 3.48  | .24          | .10  | .84  | .14  | 1.71 |     |     |     |     |     |     |      | .34  |     |    |    |    |     |     |     |      |      |     |      |     |     |    |    |    |     |     |      |  |  |  |  |
| DEKALB                   | 2.94  | .42          | .36  | .41  | .30  | .96  | .01 |     |     |     |     |     |      | .18  |     |    |    |    |     |     |     |      |      |     |      |     |     |    |    |    |     |     |      |  |  |  |  |
| DEL RIO WB AP            | 1.22  | T            | .01  |      |      |      |     |     |     |     |     |     |      |      |     |    |    |    |     |     |     |      |      |     |      |     |     |    |    |    |     |     |      |  |  |  |  |
| DENISON DAM              | 1.95  | .49          | .20  | .08  | .38  | .13  |     |     |     |     |     |     |      |      |     |    |    |    |     |     |     |      |      |     |      |     |     |    |    |    |     |     |      |  |  |  |  |
| DENTON                   | 4.81  | .67          | 1.68 | .33  | 1.13 | .10  | .02 |     |     |     |     |     |      | .04  |     |    |    |    |     |     |     |      |      |     |      |     |     |    |    |    |     |     |      |  |  |  |  |
| DENTON EXP STATION       | 3.84  | 1.25         | 1.09 | .04  | .83  | T    |     |     |     |     |     |     |      |      |     |    |    |    |     |     |     |      |      |     |      |     |     |    |    |    |     |     |      |  |  |  |  |
| DEWEYVILLE               | 10.81 | 2.00         | .50  | .45  | .25  | .10  |     |     |     |     |     |     |      |      |     |    |    |    |     |     |     |      |      |     |      |     |     |    |    |    |     |     |      |  |  |  |  |
| DIALVILLE 2 W            | 4.88  | .22          | 1.83 | .14  | .08  | .02  | .06 |     |     |     |     |     | 1.00 | .17  |     |    |    |    |     | .53 | .12 | .05  |      |     |      |     |     |    |    |    |     |     |      |  |  |  |  |
| DILLEY                   | 2.95  | 1.45         | .15  | .04  | .01  | .03  |     |     |     |     |     |     |      |      |     |    |    |    |     |     |     |      |      |     |      |     |     |    |    |    |     |     |      |  |  |  |  |
| DIME BOX                 | 4.91  | .35          | .15  | 1.80 |      |      |     |     |     |     |     |     |      | 1.46 |     |    |    |    |     |     |     |      |      |     |      |     |     |    |    |    |     |     |      |  |  |  |  |
| DIMMITT 6 E              | 4.39  | .89          | .20  | .06  |      |      |     |     |     |     |     |     |      |      |     |    |    |    |     |     |     |      |      |     |      |     |     |    |    |    |     |     |      |  |  |  |  |
| DOOLE                    | 2.09  |              | .90  | .40  |      |      |     |     |     |     |     |     |      | .79  |     |    |    |    |     |     |     |      |      |     |      |     |     |    |    |    |     |     |      |  |  |  |  |
| DOSS                     | 1.58  | .36          | .20  |      |      |      |     |     |     |     |     |     |      |      |     |    |    |    |     |     |     |      |      |     |      |     |     |    |    |    |     |     |      |  |  |  |  |
| DRYER 1 NW               | 2.51  | 1.80         |      | .05  | T    | .16  | .34 |     |     |     |     |     |      |      |     |    |    |    |     |     |     |      |      |     |      |     |     |    |    |    |     |     |      |  |  |  |  |
| DUBLIN                   | .99   | .10          | .08  | .15  |      |      | .04 |     |     |     |     |     |      |      |     |    |    |    |     |     |     |      |      |     |      |     |     |    |    |    |     |     |      |  |  |  |  |
| DUMAS                    |       |              |      |      |      |      |     |     |     |     |     |     |      |      |     |    |    |    |     |     |     |      |      |     |      |     |     |    |    |    |     |     |      |  |  |  |  |
| DUNDEE 5 NW              | 3.16  | T            | .16  | .10  | .25  | .20  |     |     |     |     |     |     |      | .65  |     |    |    |    |     |     |     |      |      |     |      |     |     |    |    |    |     |     |      |  |  |  |  |
| DUNK RANCH               | 1.27  |              | .80  |      | .10  | .37  |     |     |     |     |     |     |      |      |     |    |    |    |     |     |     |      |      |     |      |     |     |    |    |    |     |     |      |  |  |  |  |
| EADS                     | 3.60  | .36          | 1.90 | .60  | .52  | 1.64 |     |     |     |     |     |     |      | .04  | .03 |    |    |    |     |     |     |      |      |     |      |     |     |    |    |    |     |     |      |  |  |  |  |
| EAGLE MOUNTAIN LAKE DAM  | 3.70  |              | .25  | 1.20 | .86  | .30  | .80 |     |     |     |     |     |      | .21  |     |    |    |    |     |     |     |      |      |     |      |     |     |    |    |    |     |     |      |  |  |  |  |
| EAGLE PASS               | .77   |              |      |      |      |      |     |     |     |     |     |     |      |      |     |    |    |    |     |     |     |      |      |     |      |     |     |    |    |    |     |     |      |  |  |  |  |
| EASTLAND                 | 1.78  | .08          | .32  | .08  | .02  |      |     |     |     |     |     |     |      |      |     |    |    |    |     |     |     |      |      |     |      |     |     |    |    |    |     |     |      |  |  |  |  |
| EDEN 1                   | 1.36  | .08          | .57  | .02  | .07  | .43  | .02 |     |     |     |     |     |      |      |     |    |    |    |     |     |     |      |      |     |      |     |     |    |    |    |     |     |      |  |  |  |  |
| EDNA 3 SW                | 5.99  | .83          | 1.10 | .32  | .08  |      | .63 | .43 | .08 |     |     |     |      |      |     |    |    |    |     |     |     |      |      |     |      |     |     |    |    |    |     |     |      |  |  |  |  |
| EDOK 1 W                 | 3.08  | 1.65         | 1.95 | .04  | 1.15 | T    |     |     |     |     |     |     |      |      |     |    |    |    |     |     |     |      |      |     |      |     |     |    |    |    |     |     |      |  |  |  |  |













SUPPLEMENTAL PRECIPITATION DATA

TEXAS  
JUNE 1957

Storm of June 22-23, 1957

| Town       | Location    |              | Amount and time of observation |       |       |       | General Storm Period |        |        | Type of Gage        | Accuracy                 |                   |             |
|------------|-------------|--------------|--------------------------------|-------|-------|-------|----------------------|--------|--------|---------------------|--------------------------|-------------------|-------------|
|            | Latitude    | Longitude    | 22                             | 23    | Total | Began | Ended                | Ended  |        |                     |                          |                   |             |
| Booker     | 36° 24' 30" | 100° 26' 10" | 5.1                            |       |       |       | 6/22                 | DNP    | 6/23   | DNA                 | 6 x 3/4" Glass tube      | Good              |             |
| Booker     | 36° 22' 20" | 100° 26' 10" |                                | 7:30a | 5.3   | 5.3   | 6/22                 | DNP    | 6/23   | DNA                 | 5.5 x 3/4" Glass tube    | Good              |             |
| Booker     | 36° 21' 40" | 100° 27' 20" |                                | 7:30a | 7.5   | 7.5   | 6/22                 | DNA    | 12:01a | 6/23                | 6a                       | 5 Gal. Grease can | Good - Fair |
| Booker     | 36° 24' 10" | 100° 28' 00" |                                | am    | 4.5   | 4.5   | 6/22                 | DNP    | 6/23   | DNA                 | 5.5 x 7/8" Glass tube    | Good              |             |
| Booker     | 36° 24' 50" | 100° 23' 50" |                                | am    | 4.5   | 4.5   | 6/22                 | DNP    | 6/23   | DNA                 | 5 Gal. Grease can        | Good - Fair       |             |
| Booker     | 36° 24' 15" | 100° 28' 50" |                                | 7a    | 5.5   | 5.5   | 6/22                 | DNP    | 6/23   | DNA                 | 6 x 3/4" Glass tube      | Good              |             |
| Booker     | 36° 23' 15" | 100° 29' 15" |                                | 7a    | 6.0   | 6.0   | 6/22                 | DNP    | 6/23   | DNA                 | 6 x 3/4" Glass tube      | Good              |             |
| Booker     | 36° 26' 40" | 100° 28' 15" |                                | 7a    | 5.3   | 5.3   | 6/22                 | DNP    | 6/23   | DNA                 | 6 x 3/4" Glass tube      | Good              |             |
| Booker     | 36° 22' 00" | 100° 32' 20" |                                | 8a    | 10.0  | 10.0  | 6/22                 | DNP    | 6/23   | DNA                 | 5.5 x 7/8" Glass tube    | Good              |             |
| Booker     | 36° 23' 00" | 100° 30' 00" |                                | 7:30a | 8.5   | 8.5   | 6/22                 | 11:30p | 6/23   | 6a                  | 5 Gal. Grease can        | Good              |             |
| Booker     | 36° 18' 45" | 100° 29' 50" |                                | 6a    | 4.0+  |       |                      |        |        |                     |                          | Good              |             |
| Booker     | 36° 19' 45" | 100° 29' 30" |                                | 9a    | .5    | 4.5+  | 6/22                 | 11p    | 6/23   | 8:30a               | 4 x 3/4" Glass tube      | Good              |             |
| Booker     | 36° 24' 10" | 100° 29' 50" |                                | 9:15a | 5.5   | 5.5   | 6/22                 | 11p    | 6/23   | 8:40a               | 6 x 3/4" Glass tube      | Good              |             |
| Booker     | 36° 25' 00" | 100° 32' 30" |                                | am    | 5.2   | 5.2   | 6/22                 | DNP    | 6/23   | DNA                 | 6 x 3/4" Glass tube      | Good              |             |
| Booker     | 36° 22' 00" | 100° 34' 00" |                                | 8:30a | 6.8   | 6.8   | 6/22                 | 11p    | 6/23   | DNA                 | 5.5 x 3/4" Glass tube    | Good              |             |
| Booker     | 36° 20' 45" | 100° 29' 10" |                                | am    | 5.5   | 5.5   | 6/22                 | DNP    | 6/23   | DNA                 | 6 x 3/4" Glass tube      | Good              |             |
| Booker     | 36° 25' 40" | 100° 39' 30" |                                | 8a    | 4.0   | 4.0   | 6/22                 | pm     | 6/23   | DNA                 | 6 x 3/4" Glass tube      | Good              |             |
| Booker     | 36° 31' 45" | 100° 37' 45" |                                | 7a    | 1.4   | 1.4   | 6/22                 | DNP    | 6/23   | DNA                 | 6 x 3/4" Glass tube      | Good              |             |
| Canadian   | 36° 12' 15" | 100° 27' 30" |                                | am    | 4.1   | 4.1   | 6/22                 | DNP    | 6/23   | DNA                 | 6 x 3/4" Glass tube      | Good              |             |
| Canadian   | 36° 06' 45" | 100° 28' 20" |                                | 8:30a | 2.1   | 2.1   | 6/22                 | 11p    | 6/23   | 8a                  | 6 x 3/4" Glass tube      | Good              |             |
| Canadian   | 36° 09' 30" | 100° 24' 30" |                                | 9a    | 1.7   | 1.7   | 6/22                 | 11p    | 6/23   | 8a                  | 5 x 7/8" Glass tube      | Good              |             |
| Canadian   | 36° 12' 15" | 100° 21' 50" |                                | 8a    | 3.9   | 3.9   | 6/22                 | 11p    | 6/23   | 8a                  | 5 3/4x3/4" Glass tube    | Good              |             |
| Canadian   | 36° 11' 50" | 100° 21' 45" |                                | 9:15a | 3.5   | 3.5   | 6/22                 | 11p    | 6/23   | 8a                  | 5 3/4x3/4" Glass tube    | Good              |             |
| Canadian   | 36° 07' 30" | 100° 22' 10" |                                | 8:30a | 1.5   | 1.5   | 6/22                 | 11p    | 6/23   | 8a                  | 5 3/4x3/4" Glass tube    | Good              |             |
| Canadian   | 36° 06' 10" | 100° 25' 15" |                                | 8a    | 1.3   | 1.3   | 6/22                 | 11p    | 6/23   | 8a                  | 6 x 3/4" Glass tube      | Good              |             |
| Canadian   | 36° 05' 00" | 100° 18' 30" |                                | 9:15a | 1.3   | 1.3   | 6/22                 | 11p    | 6/23   | 8a                  | 6 x 3/4" Glass tube      | Good              |             |
| Canadian   | 36° 13' 10" | 100° 38' 00" |                                | am    | 5.5   | 5.5   | 6/22                 | DNA    | 6/23   | DNA                 | 6 x 3/4" Glass tube      | Good              |             |
| Darrouzett | 36° 17' 20" | 100° 23' 15" |                                | 7a    | 5.3   | 5.3   | 6/22                 | DNP    | 6/23   | DNA                 | 5.5 x 3/4" Glass tube    | Good              |             |
| Darrouzett | 36° 28' 45" | 100° 24' 00" |                                | 9a    | 3.0-  | 3.0-  | 6/22                 | DNP    | 6/23   | DNA                 | 6 x 3/4" Glass tube      | Good              |             |
| Darrouzett | 36° 25' 30" | 100° 20' 10" |                                | 8a    | 2.5   | 2.5   | 6/22                 | DNP    | 6/23   | DNA                 | 5 3/4 x 3/4" Glass tube  | Good              |             |
| Farnsworth | 36° 14' 00" | 100° 57' 40" |                                | 7a    | 2.0-  | 2.0-  | 6/22                 | DNA    | 6/23   | DNA                 | 6 x 3/4" Glass tube      | Good              |             |
| Follett    | 36° 19' 10" | 100° 17' 20" |                                | 8:30a | 5.3   | 5.3   | 6/22                 | DNP    | 6/23   | DNA                 | 6 x 3/4" Glass tube      | Good              |             |
| Follett    | 36° 22' 00" | 100° 18' 50" |                                | am    | 5.0   | 5.0   | 6/22                 | DNP    | 6/23   | DNA                 | 5 3/4 x 3/4" Glass tube  | Good              |             |
| Follett    | 36° 20' 30" | 100° 18' 30" |                                | am    | 5.0   | 5.0   | 6/22                 | DNP    | 6/23   | DNA                 | 5 3/4 x 3/4" Glass tube  | Good              |             |
| Follett    | 36° 24' 10" | 100° 16' 20" |                                | 8a    | 2.9   | 2.9   | 6/22                 | DNP    | 6/23   | DNA                 | 6 x 3/4" Glass tube      | Good              |             |
| Follett    | 36° 25' 15" | 100° 16' 20" |                                | 7:30a | 3.5   | 3.5   | 6/22                 | DNP    | 6/23   | DNA                 | 6 x 3/4" Glass tube      | Good              |             |
| Follett    | 36° 22' 10" | 100° 20' 30" |                                | 8:30a | 5.5   | 5.5   | 6/22                 | DNP    | 6/23   | DNA                 | 6 x 3/4" Glass tube      | Good              |             |
| Follett    | 36° 18' 20" | 100° 07' 00" | am                             | 9a    | 4.2   | 4.6   | 6/21                 | DNP    | 6/23   | 8:30a               | 5 3/4 x 7/8" Glass tube  | Good              |             |
| Follett    | 36° 21' 10" | 100° 11' 20" |                                | am    | 8.0   | 8.0   | 6/22                 | DNP    | 6/23   | 8:30a               | 1/2 Bu. cly. x 11 3/4"   | Good              |             |
| Follett    | 36° 22' 30" | 100° 11' 20" |                                | 7a    | 5.9   | 5.9   | 6/22                 | 11:30p | 6/23   | 6:30a               | #3 Wash tub              | Good              |             |
| Follett    | 36° 20' 20" | 100° 10' 45" |                                | 8a    | 8.5   | 8.5   | 6/22                 | DNP    | 6/23   | 8a                  | #3 Milk Bucket           | Good              |             |
| Follett    | 36° 23' 30" | 100° 11' 30" |                                | 7:30a | 5.3   | 5.3   | 6/22                 | 1am    | 6/23   | 7a                  | 5 3/4 x 7/8" Glass tube  | Good              |             |
| Follett    | 36° 24' 10" | 100° 09' 15" |                                | 8a    | 6.0+  | 6.0+  | 6/22                 | DNA    | 6/23   | 7a                  | 6 x 3/4" Glass tube      | Good              |             |
| Follett    | 36° 20' 40" | 100° 12' 45" |                                | am    | 4.5+  | 4.5+  | 6/22                 | DNP    | 6/23   | DNA                 | 6 x 3/4" Glass tube      | Good              |             |
| Follett    | 36° 23' 45" | 100° 13' 30" |                                | am    | 5.0   | 5.0   | 6/22                 | DNP    | 6/23   | DNA                 | 6 x 3/4" Glass tube      | Good              |             |
| Follett    | 36° 22' 15" | 100° 10' 15" |                                | 7:30a | 10.0  | 10.0  | 6/22                 | DNP    | 6/23   | DNA                 | 6 x 3/4" Glass tube      | Good              |             |
| Follett    | 36° 27' 00" | 100° 13' 15" | am                             | 4.0   | 5.3   | 6/21  | DNP                  | 6/23   | DNA    | 6 x 3/4" Glass tube | Good                     |                   |             |
| Follett    | 36° 23' 20" | 100° 08' 00" |                                | am    | 5.5   | 5.5   | 6/22                 | DNP    | 6/23   | DNA                 | 6 x 3/4" Glass tube      | Good              |             |
| Follett    | 36° 19' 15" | 100° 07' 45" |                                | am    | 3.9   | 3.9   | 6/22                 | DNP    | 6/23   | DNA                 | 6 x 3/4" Glass tube      | Good              |             |
| Follett    | 36° 29' 50" | 100° 00' 30" |                                | am    | 5.5   | 5.5   | 6/22                 | DNP    | 6/23   | DNA                 | 6 x 3/4" Glass tube      | Good              |             |
| Follett    | 36° 27' 50" | 100° 09' 15" |                                | am    | 2.5   | 2.5   | 6/22                 | DNP    | 6/23   | DNA                 | 6 x 3/4" Glass tube      | Good              |             |
| Follett    | 36° 28' 05" | 100° 03' 45" |                                | am    | 4.9   | 4.9   | 6/22                 | DNP    | 6/23   | DNA                 | 6 x 3/4" Glass tube      | Good              |             |
| Follett    | 36° 29' 00" | 100° 03' 45" |                                | am    | 5.5   | 5.5   | 6/22                 | DNP    | 6/23   | DNA                 | 6 x 3/4" Glass tube      | Good              |             |
| Follett    | 36° 25' 15" | 100° 00' 15" |                                | am    | 5.0   | 5.0   | 6/22                 | DNP    | 6/23   | DNA                 | 5 3/4 x 7/8" Glass tube  | Good              |             |
| Follett    | 36° 19' 00" | 100° 15' 00" |                                | am    | 5.5   | 5.5   | 6/22                 | DNP    | 6/23   | DNA                 | 5 Gal. oil drum          | Good              |             |
| Follett    | 36° 23' 45" | 100° 10' 00" |                                | 8a    | 6.0   | 6.0   | 6/22                 | DNP    | 6/23   | DNA                 | 6 x 3/4" Glass tube      | Good              |             |
| Follett    | 36° 25' 20" | 100° 05' 00" |                                | 8a    | 4.5   | 4.5   | 6/22                 | DNP    | 6/23   | DNA                 | 5 Gal. Grease can        | Good              |             |
| Follett    | 36° 24' 10" | 100° 02' 15" |                                | am    | 5.0   | 5.0   | 6/22                 | DNP    | 6/23   | DNA                 | 6 x 3/4" Glass tube      | Good              |             |
| Follett    | 36° 23' 40" | 100° 04' 25" |                                | am    | 5.7   | 5.7   | 6/22                 | DNP    | 6/23   | DNA                 | 5 3/4" x 7/8" Glass tube | Good              |             |
| Follett    | 36° 18' 20" | 100° 02' 40" |                                | am    | 4.5   | 4.5   | 6/22                 | DNP    | 6/23   | DNA                 | 6" Glass tube            | Good              |             |
| Glazier    | 36° 10' 00" | 100° 16' 20" |                                | am    | 1.6   | 1.6   | 6/22                 | DNP    | 6/23   | DNA                 | 6 x 3/4" Glass tube      | Good              |             |
| Glazier    | 36° 06' 10" | 100° 17' 20" |                                | am    | 2.2   | 2.2   | 6/22                 | DNP    | 6/23   | DNA                 | 6 x 3/4" Glass tube      | Good              |             |
| Higgins    | 36° 09' 50" | 100° 02' 15" |                                | 9a    | 2.5   | 2.5   | 6/22                 | DNP    | 6/23   | 8a                  | 6 x 3/4" Glass tube      | Good              |             |
| Higgins    | 36° 14' 20" | 100° 04' 00" |                                | 8:30a | 2.6   | 2.6   | 6/22                 | DNP    | 6/23   | 8a                  | 6 x 3/4" Glass tube      | Good              |             |
| Huntoon    | 36° 27' 30" | 100° 38' 20" |                                | noon  | 3.5   | 3.5   | 6/22                 | DNP    | 6/23   | DNA                 | 6 x 3/4" Glass tube      | Good              |             |
| Huntoon    | 36° 27' 30" | 100° 37' 45" |                                | am    | 2.5   | 2.5   | 6/22                 | DNP    | 6/23   | DNA                 | 6 x 3/4" Glass tube      | Good              |             |
| Lipscomb   | 36° 17' 10" | 100° 15' 30" |                                | am    | 5.3   | 5.3   | 6/22                 | DNP    | 6/23   | DNA                 | 6 x 3/4" Glass tube      | Good              |             |
| Lipscomb   | 36° 11' 00" | 100° 22' 15" |                                | 7a    | 2.5+  | 2.5+  | 6/22                 | DNP    | 6/23   | DNA                 | 6 x 3/4" Glass tube      | Good              |             |
| Lipscomb   | 36° 10' 20" | 100° 18' 00" |                                | am    | 2.0+  | 2.0+  | 6/22                 | DNP    | 6/23   | DNA                 | 6 x 3/4" Glass tube      | Good              |             |
| Lipscomb   | 36° 12' 00" | 100° 15' 00" |                                | am    | 2.3   | 2.3   | 6/22                 | DNP    | 6/23   | DNA                 | 6 x 3/4" Glass tube      | Good              |             |
| Lipscomb   | 36° 14' 45" | 100° 10' 15" |                                | am    | 3.3   | 3.3   | 6/22                 | DNP    | 6/23   | DNA                 | 6 x 3/4" Glass tube      | Good              |             |
| Lipscomb   | 36° 11' 15" | 100° 11' 15" |                                | am    | 1.3   | 1.3   | 6/22                 | DNP    | 6/23   | DNA                 | 5 3/4x 3/4" Glass tube   | Good              |             |
| Lipscomb   | 36° 09' 00" | 100° 32' 05" |                                | am    | 3.0   | 3.0   | 6/22                 | DNP    | 6/23   | DNA                 | 6 x 3/4" Glass tube      | Good              |             |
| Perryton   | 36° 12' 10" | 100° 31' 45" |                                | am    | 5.0   | 5.0   | 6/22                 | DNP    | 6/23   | DNA                 | 5 3/4 x 7/8" Glass tube  | Good              |             |
| Perryton   | 36° 12' 15" | 100° 33' 15" |                                | am    | 4.6   | 4.6   | 6/22                 | DNP    | 6/23   | DNA                 | 5 3/4 x 7/8" Glass tube  | Good              |             |
| Perryton   | 36° 15' 45" | 100° 31' 50" |                                | am    | 5.2   | 5.2   | 6/22                 | DNP    | 6/23   | DNA                 | 6 x 3/4" Glass tube      | Good              |             |
| Perryton   | 36° 13' 20" | 100° 49' 10" |                                | am    | 1.1   | 1.1   | 6/22                 | DNP    | 6/23   | DNA                 | 6 x 3/4" Glass tube      | Good              |             |
| Perryton   | 36° 11' 00" | 100° 49' 50" |                                | am    | 1.3   | 1.3   | 6/22                 | DNP    | 6/23   | DNA                 | 6 x 3/4" Glass tube      | Good              |             |
| Perryton   | 36° 13' 45" | 100° 49' 10" |                                | am    | 1.2   | 1.2   | 6/22                 | DNP    | 6/23   | DNA                 | 6 x 3/4" Glass tube      | Good              |             |
| Perryton   | 36° 11' 15" | 100° 49' 15" |                                | am    | 1.4   | 1.4   | 6/22                 | DNP    | 6/23   | DNA                 | 6 x 3/4" Glass tube      | Good              |             |
| Perryton   | 36° 10' 20" | 100° 42' 45" |                                | am    | 3.6   | 3.6   | 6/22                 | DNP    | 6/23   | DNA                 | 5.5 x 3/4" Glass tube    | Good              |             |
| Perryton   | 36° 07' 15" | 100° 38' 20" |                                | am    | 2.6   | 2.6   | 6/22                 | DNP    | 6/23   | DNA                 | 6 x 3/4" Glass tube      | Good              |             |
| Perryton   | 36° 07' 50" | 100° 38' 20" |                                | am    | 3.0   | 3.0   | 6/22                 | DNP    | 6/23   | DNA                 | 6 x 3/4" Glass tube      | Good              |             |
| Perryton   | 36° 09' 15" | 100° 38' 40" |                                | am    | 2.3   | 2.3   | 6/22                 | DNP    | 6/23   | DNA                 | 5.5 x 7/8" Glass tube    | Good              |             |
| Perryton   | 36° 05' 50" | 100° 35' 45" |                                | am    | 1.9   | 1.9   | 6/22                 | DNP    | 6/23   | DNA                 | 6 x 3/4" Glass tube      | Good              |             |
| Perryton   | 36° 07' 10" | 100° 34' 00" |                                | am    | 1.5   | 1.5   | 6/22                 | DNP    | 6/23   | DNA                 | 6 x 3/4" Glass tube      | Good              |             |
| Perryton   | 36° 11' 00" | 100° 35' 45" |                                | am    | 4.2   | 4.2   | 6/22                 | DNP    | 6/23   | DNA                 | 6 x 3/4" Glass tube      | Good              |             |
| Perryton   | 36° 05' 50" | 100° 40' 10" |                                | am    | 1.5   | 1.5   | 6/22                 | DNP    | 6/23   | DNA                 | 5 x 7/8" Glass tube      | Good              |             |
| Perryton   | 36° 06' 00" | 100° 38' 00" |                                | am    | 2.3   | 2.3   | 6/22                 | DNP    | 6/23   |                     |                          |                   |             |





# DAILY PRECIPITATION SUPPLEMENTAL DATA

TEXAS  
JUNE 1957

SEVERE LOCAL STORMS RESEARCH PROJECT

| Station        | Total | Day of month |      |      |      |      |     |   |     |   |    |    |     |    |    |    |     |      |     |     |     |      |     |     |     |    |    |    |    |    |    |    |     |  |  |  |  |  |
|----------------|-------|--------------|------|------|------|------|-----|---|-----|---|----|----|-----|----|----|----|-----|------|-----|-----|-----|------|-----|-----|-----|----|----|----|----|----|----|----|-----|--|--|--|--|--|
|                |       | 1            | 2    | 3    | 4    | 5    | 6   | 7 | 8   | 9 | 10 | 11 | 12  | 13 | 14 | 15 | 16  | 17   | 18  | 19  | 20  | 21   | 22  | 23  | 24  | 25 | 26 | 27 | 28 | 29 | 30 | 31 |     |  |  |  |  |  |
| ALBANY         | 2.48  | .77          | .28  | .36  | .25  | .03  |     |   |     |   |    |    |     |    |    |    |     | .05  |     |     |     | .82  | .28 |     |     |    |    |    |    |    |    |    |     |  |  |  |  |  |
| ANNONA         | 3.85  | .03          | 1.20 | 1.45 | .02  |      |     |   |     |   |    |    |     |    |    |    |     | .28  |     |     |     | 2.05 | .22 |     |     |    |    |    |    |    |    |    |     |  |  |  |  |  |
| ASPERMONT      | -     | -            | -    | -    | -    |      |     |   |     |   |    |    |     |    |    |    |     | .11  |     |     | .86 | 2.05 | .22 |     |     |    |    |    |    |    |    |    |     |  |  |  |  |  |
| ATLANTA        | 12.12 | 2.05         | .58  | .67  | 2.77 | 1.94 |     |   | .61 |   |    |    |     |    |    |    |     |      |     |     |     |      |     |     |     |    |    |    |    |    |    |    |     |  |  |  |  |  |
| BALLINGER      | 3.61  | 1.54         | .76  |      | .06  | .04  |     |   |     |   |    |    |     |    |    |    |     |      |     |     |     |      |     |     |     |    |    |    |    |    |    |    |     |  |  |  |  |  |
| BELLEVEUE      | 2.03  | .07          | .13  | .24  |      | .31  |     |   |     |   |    |    |     |    |    |    |     | .29  |     | *   | .49 |      | .50 |     |     |    |    |    |    |    |    |    |     |  |  |  |  |  |
| BONHAM         | 5.75  | 2.04         | .06  | .24  | 1.23 |      |     |   |     |   |    |    |     |    |    |    |     |      |     |     |     |      | .61 |     |     |    |    |    |    |    |    |    |     |  |  |  |  |  |
| BOYS           | 2.70  | .06          | 1.40 | .21  | .41  | .22  |     |   |     |   |    |    |     |    |    |    |     |      |     |     |     |      | .27 |     |     |    |    |    |    |    |    |    |     |  |  |  |  |  |
| BRECKENRIDGE   | 2.52  | .24          | .03  | .46  | .76  | .03  |     |   |     |   |    |    |     |    |    |    | .07 | .30  |     | .34 | .21 |      |     |     |     |    |    |    |    |    |    |    |     |  |  |  |  |  |
| BRENNHAM       | 2.71  | .04          | .17  |      | .80  |      |     |   | .22 |   |    |    |     |    |    |    |     |      |     |     |     |      |     |     |     |    |    |    |    |    |    |    |     |  |  |  |  |  |
| BRIDGEPORT     | 3.49  |              | 1.64 | .54  | .81  |      |     |   |     |   |    |    |     |    |    |    |     | .04  |     |     |     |      | .27 |     |     |    |    |    |    |    |    |    |     |  |  |  |  |  |
| BROWNWOOD      | 2.18  | .02          | .11  | .19  | .20  |      |     |   |     |   |    |    |     |    |    |    |     |      |     |     |     |      |     |     |     |    |    |    |    |    |    |    |     |  |  |  |  |  |
| BURLESON       | 1.51  |              | .16  | .21  | .57  | .18  |     |   |     |   |    |    |     |    |    |    |     | .02  |     |     |     | 1.40 | .28 |     |     |    |    |    |    |    |    |    | .20 |  |  |  |  |  |
| CARTHAGE       | 3.29  |              | 1.50 | .45  |      |      |     |   |     |   |    |    |     |    |    |    |     |      |     |     |     |      | .77 |     |     |    |    |    |    |    |    |    |     |  |  |  |  |  |
| CISCO          | 4.16  | .36          |      | .15  | .33  | .11  |     |   |     |   |    |    |     |    |    |    |     | 1.16 |     |     |     |      |     |     |     |    |    |    |    |    |    |    |     |  |  |  |  |  |
| CLEVELAND      | 4.59  | .13          | 2.45 |      | .13  | .18  |     |   |     |   |    |    |     |    |    |    | .10 | .39  |     | .45 | .11 |      | .10 |     |     |    |    |    |    |    |    |    |     |  |  |  |  |  |
| CLIFTON        | 1.41  |              | .06  |      | .50  |      |     |   |     |   |    |    |     |    |    |    |     |      |     |     |     |      |     |     |     |    |    |    |    |    |    |    |     |  |  |  |  |  |
| COLEMAN        | 2.21  | .50          | .40  |      |      |      |     |   |     |   |    |    |     |    |    |    |     |      |     |     |     |      |     |     |     |    |    |    |    |    |    |    |     |  |  |  |  |  |
| COMANCHE       | 1.79  | .59          | .45  | .01  |      | .16  |     |   |     |   |    |    |     |    |    |    |     |      |     |     |     |      |     |     |     |    |    |    |    |    |    |    |     |  |  |  |  |  |
| COOLIDGE       | 2.76  | .46          | .06  | .60  | 1.30 |      |     |   |     |   |    |    |     |    |    |    |     |      | .04 | .12 |     | .05  | .08 |     |     |    |    |    |    |    |    |    |     |  |  |  |  |  |
| CORSICANA      | 4.15  | 1.18         | .06  | .19  | 1.80 |      |     |   |     |   |    |    |     |    |    |    |     |      |     |     |     |      | .07 | .09 | .13 |    |    |    |    |    |    |    |     |  |  |  |  |  |
| CROWELL        | -     | .02          | 1.11 | .02  |      |      |     |   |     |   |    |    |     |    |    |    |     |      |     |     |     |      |     |     |     |    |    |    |    |    |    |    |     |  |  |  |  |  |
| FAIRFIELD      | 2.54  | .35          | .18  | .04  | .53  | .05  |     |   |     |   |    |    |     |    |    |    |     |      |     |     |     |      |     |     |     |    |    |    |    |    |    |    |     |  |  |  |  |  |
| GATESVILLE     | 2.13  | .10          | 1.33 |      |      |      |     |   |     |   |    |    |     |    |    |    |     |      |     |     |     |      |     |     |     |    |    |    |    |    |    |    |     |  |  |  |  |  |
| GRAHAM         | -     | .64          | .04  | .65  | .43  | .02  |     |   |     |   |    |    |     |    |    |    |     |      |     |     |     |      |     |     |     |    |    |    |    |    |    |    |     |  |  |  |  |  |
| GRANBURY       | 2.42  | .02          | .15  | .24  | .76  | 1.04 |     |   |     |   |    |    |     |    |    |    |     |      |     |     |     |      | .49 | .54 |     |    |    |    |    |    |    |    |     |  |  |  |  |  |
| GREENVILLE     | 2.75  | .03          | .15  | .37  | 1.06 | .08  |     |   |     |   |    |    |     |    |    |    |     |      |     |     |     |      |     |     |     |    |    |    |    |    |    |    |     |  |  |  |  |  |
| HAMILTON       | .39   |              | .06  | .03  |      |      |     |   |     |   |    |    |     |    |    |    |     |      |     |     |     |      |     |     |     |    |    |    |    |    |    |    |     |  |  |  |  |  |
| HEARNE         | 5.05  | .67          | 2.26 | .06  | .40  | .05  |     |   |     |   |    |    |     |    |    |    |     |      |     |     |     |      |     |     |     |    |    |    |    |    |    |    |     |  |  |  |  |  |
| ITASCA         | 2.22  | .09          | .31  | 1.48 | .34  |      |     |   |     |   |    |    |     |    |    |    |     |      |     |     |     |      |     |     |     |    |    |    |    |    |    |    |     |  |  |  |  |  |
| JACKSONVILLE   | 7.20  | .90          | 1.98 | 1.88 | .37  | .10  |     |   | .05 |   |    |    | .78 |    |    |    | .27 |      |     | .30 |     | .62  |     |     |     |    |    |    |    |    |    |    |     |  |  |  |  |  |
| JASPER         | 7.21  | .22          | .54  |      | .04  | .69  |     |   |     |   |    |    | .10 |    |    |    | .14 | .14  |     | .66 | .29 | 1.78 | .40 |     |     |    |    |    |    |    |    |    |     |  |  |  |  |  |
| KEMP           | 1.81  | 1.54         | .10  | .04  |      |      |     |   |     |   |    |    |     |    |    |    |     |      |     |     |     | .04  |     |     |     |    |    |    |    |    |    |    |     |  |  |  |  |  |
| KNOX CITY      | 2.17  | .42          | .39  | .39  | .32  | .02  |     |   |     |   |    |    |     |    |    |    |     |      |     |     |     |      |     |     |     |    |    |    |    |    |    |    |     |  |  |  |  |  |
| LAKE KICKAPOO  | 2.79  | .07          | .12  | .11  | .99  | .10  |     |   |     |   |    |    |     |    |    |    |     |      |     |     |     |      |     |     |     |    |    |    |    |    |    |    |     |  |  |  |  |  |
| LAMPASAS       | 3.72  | 1.77         | .15  |      | .54  |      |     |   |     |   |    |    |     |    |    |    |     |      |     |     |     | .16  | .20 |     |     |    |    |    |    |    |    |    |     |  |  |  |  |  |
| LONGVIEW       | 9.07  | 1.54         | .62  | 4.94 | .70  |      |     |   |     |   |    |    |     |    |    |    |     |      |     |     |     |      |     |     |     |    |    |    |    |    |    |    |     |  |  |  |  |  |
| MADISONVILLE   | -     | .36          | .24  |      | .42  |      |     |   |     |   |    |    |     |    |    |    |     |      |     |     |     | .24  | .22 |     |     |    |    |    |    |    |    |    |     |  |  |  |  |  |
| MARBLE FALLS   | 5.19  | 1.39         | .39  | .12  |      | .12  |     |   | .32 |   |    |    |     |    |    |    |     |      |     |     |     | .04  | .91 |     |     |    |    |    |    |    |    |    |     |  |  |  |  |  |
| MARSHALL       | 5.62  | 1.53         | .44  | .22  | .01  | .10  |     |   | .32 |   |    |    |     |    |    |    |     |      |     |     |     | .15  |     |     |     |    |    |    |    |    |    |    |     |  |  |  |  |  |
| MASON          | 1.04  | .21          | .26  |      | .02  | .08  |     |   |     |   |    |    |     |    |    |    |     |      |     |     |     |      |     |     |     |    |    |    |    |    |    |    |     |  |  |  |  |  |
| MC KINNEY      | 1.77  | .39          | .01  | .10  | .13  | .15  |     |   |     |   |    |    |     |    |    |    |     |      |     |     |     |      |     |     |     |    |    |    |    |    |    |    |     |  |  |  |  |  |
| NEW BOSTON     | 4.26  | 1.43         | .30  | .58  | .43  | .04  |     |   |     |   |    |    |     |    |    |    |     |      |     |     |     |      |     |     |     |    |    |    |    |    |    |    |     |  |  |  |  |  |
| NODCMA         | -     | -            | -    | -    | -    | -    |     |   |     |   |    |    |     |    |    |    |     |      |     |     |     |      |     |     |     |    |    |    |    |    |    |    |     |  |  |  |  |  |
| PADUCAH        | 7.60  | 1.09         | .79  | 1.20 | .49  |      |     |   |     |   |    |    |     |    |    |    |     |      |     |     |     |      |     |     |     |    |    |    |    |    |    |    |     |  |  |  |  |  |
| PARIS          | 6.32  | .06          | .14  | 3.58 | 1.32 |      |     |   |     |   |    |    |     |    |    |    |     |      |     |     |     |      |     |     |     |    |    |    |    |    |    |    |     |  |  |  |  |  |
| QUITMAN        | -     | .42          | .21  | .11  | .36  |      |     |   |     |   |    |    |     |    |    |    |     |      |     |     |     |      |     |     |     |    |    |    |    |    |    |    |     |  |  |  |  |  |
| RUGBY          | 3.44  | .94          | .03  | .29  | 1.53 | .02  |     |   |     |   |    |    |     |    |    |    |     |      |     |     |     |      |     |     |     |    |    |    |    |    |    |    |     |  |  |  |  |  |
| SAN SABA       | 2.49  | .60          | .09  |      | .27  | .14  |     |   |     |   |    |    |     |    |    |    |     |      |     |     |     |      |     |     |     |    |    |    |    |    |    |    |     |  |  |  |  |  |
| SEYMOUR        | 2.88  | .58          | .34  | .04  | .27  | .02  |     |   |     |   |    |    |     |    |    |    |     |      |     |     |     | 1.39 |     |     |     |    |    |    |    |    |    |    |     |  |  |  |  |  |
| STEPHENVILLE   | -     | -            | -    | -    | -    | -    |     |   |     |   |    |    |     |    |    |    |     |      |     |     |     |      |     |     |     |    |    |    |    |    |    |    |     |  |  |  |  |  |
| STRAWN         | 1.08  | .32          |      | .03  | .07  | .08  |     |   |     |   |    |    |     |    |    |    |     |      |     |     |     |      |     |     |     |    |    |    |    |    |    |    |     |  |  |  |  |  |
| SWEETWATER     | 3.83  | *            | *    | *    | 3.30 |      |     |   |     |   |    |    |     |    |    |    |     |      |     |     |     | .15  |     |     |     |    |    |    |    |    |    |    |     |  |  |  |  |  |
| TEMPLE         | 1.93  | 1.58         | .14  | *    | .12  |      |     |   |     |   |    |    |     |    |    |    |     |      |     |     |     |      | .06 |     |     |    |    |    |    |    |    |    |     |  |  |  |  |  |
| TERRELL        | 2.36  |              |      |      | 1.57 |      |     |   |     |   |    |    |     |    |    |    |     |      |     |     |     |      |     |     |     |    |    |    |    |    |    |    |     |  |  |  |  |  |
| THROCKMORTON   | 1.76  |              | .23  | .27  | .20  | .04  |     |   |     |   |    |    |     |    |    |    |     |      |     |     |     |      |     |     |     |    |    |    |    |    |    |    |     |  |  |  |  |  |
| TYLER          | 6.09  | 1.75         | .86  | .05  | 1.38 |      |     |   |     |   |    |    |     |    |    |    |     |      |     |     |     |      |     |     |     |    |    |    |    |    |    |    |     |  |  |  |  |  |
| WALNUT SPRINGS | 1.67  |              | .72  | .70  | .01  | .07  | .04 |   |     |   |    |    |     |    |    |    |     |      |     |     |     |      |     |     |     |    |    |    |    |    |    |    |     |  |  |  |  |  |
| WAXAHACHIE     | -     | -            | -    | -    | -    | -    |     |   |     |   |    |    |     |    |    |    |     |      |     |     |     |      |     |     |     |    |    |    |    |    |    |    |     |  |  |  |  |  |
| WEST           | 3.16  | .11          | 1.39 | .61  |      |      |     |   |     |   |    |    |     |    |    |    |     |      |     |     |     |      |     |     |     |    |    |    |    |    |    |    |     |  |  |  |  |  |



7. HOURLY PRECIPITATION DATA, JUNE 1957

ARKANSAS  
 KANSAS  
 OKLAHOMA  
 TEXAS















# HOURLY PRECIPITATION

ARKANSAS  
JUNE 1957

| Station              | A. M. Hour Ending |     |     |     |     |      |     |       |     |     |     |     | P. M. Hour Ending |   |   |   |     |   |     |   |     |     |    |    | Total |  |
|----------------------|-------------------|-----|-----|-----|-----|------|-----|-------|-----|-----|-----|-----|-------------------|---|---|---|-----|---|-----|---|-----|-----|----|----|-------|--|
|                      | 1                 | 2   | 3   | 4   | 5   | 6    | 7   | 8     | 9   | 10  | 11  | 12  | 1                 | 2 | 3 | 4 | 5   | 6 | 7   | 8 | 9   | 10  | 11 | 12 |       |  |
| LITTLE ROCK WB AP    | //                |     |     |     |     |      |     |       |     |     |     |     |                   |   |   |   |     |   |     |   |     |     |    |    | .02   |  |
| MAGNOLIA 5 N         |                   |     |     |     |     |      |     |       |     |     |     |     |                   |   |   |   |     |   |     |   |     |     |    |    | .35   |  |
| MARIANNA 2 S         |                   |     |     |     |     |      |     |       |     |     |     |     |                   |   |   |   |     |   |     |   |     |     |    |    | .21   |  |
| MONTICELLO 3 S       |                   |     |     |     |     |      |     |       |     |     |     |     |                   |   |   |   |     |   |     |   |     |     |    |    | 1.86  |  |
| MONTRÖSE             |                   |     |     |     |     |      |     |       |     |     |     |     |                   |   |   |   |     |   |     |   |     |     |    |    | 2.37  |  |
| MOROBAY L + D        |                   |     |     |     |     |      |     |       |     |     |     | .10 |                   |   |   |   |     |   |     |   |     |     |    |    | .75   |  |
| NIMROD DAM           |                   |     |     |     |     |      |     |       |     |     |     |     |                   |   |   |   |     |   |     |   |     |     |    |    | .07   |  |
| PINE BLUFF           |                   |     |     |     |     |      |     |       |     |     |     |     |                   |   |   |   |     |   |     |   |     |     |    |    | .06   |  |
| PRESCOTT SCS         |                   |     |     |     |     |      |     |       |     |     |     |     |                   |   |   |   |     |   |     |   |     |     |    |    | .21   |  |
| RAVANA 1 NE          |                   |     |     |     |     |      |     |       |     |     |     |     |                   |   |   |   |     |   |     |   |     |     |    |    | .11   |  |
| STUTTGART 9 ESE      |                   |     |     |     |     |      |     |       |     |     |     |     |                   |   |   |   |     |   |     |   |     |     |    |    | .14   |  |
| TEXARKANA WB AP      | //                |     |     |     |     |      |     |       |     |     |     |     |                   |   |   |   |     |   |     |   |     |     |    |    | .01   |  |
| -28th-               |                   |     |     |     |     |      |     |       |     |     |     |     |                   |   |   |   |     |   |     |   |     |     |    |    |       |  |
| AUGUSTA              | .01               | .01 |     |     |     |      |     |       |     |     |     |     |                   |   |   |   |     |   |     |   |     |     |    |    | .02   |  |
| BEAR CREEK LAKE      | .07               | .11 | .19 | .07 | .01 |      |     |       |     |     |     |     |                   |   |   |   |     |   |     |   |     |     |    |    | .54   |  |
| CORNING              |                   |     |     | .04 | .96 | .01  |     |       | .05 | .03 |     |     |                   |   |   |   |     |   |     |   |     |     |    |    | .13   |  |
| DUMAS 2              | *                 | *   | *   | *   | .12 |      |     |       |     |     |     |     |                   |   |   |   |     |   |     |   |     |     |    |    | .06   |  |
| FORREST CITY         |                   |     |     |     |     |      |     |       |     |     |     |     |                   |   |   |   |     |   |     |   |     |     |    |    | .12   |  |
| KINGSLAND 3 SSE      | .01               | .01 |     |     |     |      |     |       |     |     |     |     |                   |   |   |   |     |   |     |   |     |     |    |    | .02   |  |
| MARIANNA 2 S         | .03               | .11 | .23 | .06 | .03 |      |     |       |     |     |     |     |                   |   |   |   |     |   |     |   |     |     |    |    | .85   |  |
| MONTICELLO 3 S       | .01               | .02 | .01 |     |     |      |     |       |     |     |     |     |                   |   |   |   |     |   |     |   |     |     |    |    | .04   |  |
| MONTRÖSE             | .05               |     |     |     |     |      |     |       |     |     |     |     |                   |   |   |   |     |   |     |   |     |     |    |    | .05   |  |
| MOROBAY L + D        | .02               | .01 |     |     |     |      |     |       |     |     |     |     |                   |   |   |   |     |   |     |   |     |     |    |    | .03   |  |
| PINE BLUFF           | .05               | .02 |     |     |     |      |     |       |     |     |     |     |                   |   |   |   |     |   |     |   |     |     |    |    | .07   |  |
| STUTTGART 9 ESE      | .01               | .19 | .14 | .01 |     |      |     |       |     |     |     |     |                   |   |   |   |     |   |     |   |     |     |    |    | .33   |  |
| -29th-               |                   |     |     |     |     |      |     |       |     |     |     |     |                   |   |   |   |     |   |     |   |     |     |    |    |       |  |
| -30th-               |                   |     |     |     |     |      |     |       |     |     |     |     |                   |   |   |   |     |   |     |   |     |     |    |    |       |  |
| CORNING              |                   |     |     |     |     |      |     |       |     |     |     |     |                   |   |   |   |     |   |     |   |     |     |    |    | .58   |  |
| ALICIA               | .01               | .03 | .01 |     |     |      |     | .07   | .12 | .43 |     |     |                   |   |   |   |     |   |     |   |     |     |    |    | .67   |  |
| APPLETON             |                   |     |     |     |     |      |     | .05   | .05 | .02 |     |     |                   |   |   |   |     |   |     |   |     |     |    |    | .10   |  |
| AUGUSTA              |                   |     |     |     |     |      |     | .10   | .05 | .02 |     |     |                   |   |   |   |     |   |     |   |     |     |    |    | .08   |  |
| BATESVILLE LVSTK     |                   |     |     |     |     |      |     | .25   | .15 | .02 |     |     |                   |   |   |   |     |   |     |   |     |     |    |    | .15   |  |
| BATESVILLE L + D 1   |                   |     |     |     |     |      |     |       |     |     |     |     |                   |   |   |   |     |   |     |   | .05 | .11 |    |    | .42   |  |
| BEAR CREEK LAKE      |                   |     |     |     |     |      |     |       |     |     |     |     |                   |   |   |   |     |   |     |   |     |     |    |    | .16   |  |
| BEBE                 | -                 | -   | -   | -   | -   | -    | -   | -     | -   | -   | -   | -   | -                 | - | - | - | -   | - | -   | - | -   | -   | -  | -  | .33   |  |
| BERRYVILLE 4 NW      | .02               | .01 |     | .04 | .08 | .15  | .03 |       |     |     |     |     |                   |   |   |   |     |   |     |   |     |     |    |    | 1.06  |  |
| BOTKINBURG           |                   |     |     |     |     | 1.03 | .03 |       |     |     |     |     |                   |   |   |   |     |   |     |   |     |     |    |    | .32   |  |
| BULL SHOALS DAM      |                   |     |     |     |     | .05  | .07 |       |     |     |     |     |                   |   |   |   |     |   |     |   |     |     |    |    | .11   |  |
| COMBS 3 SE           |                   |     |     | .09 | .01 | .10  |     |       |     |     |     |     |                   |   |   |   |     |   |     |   |     |     |    |    | .61   |  |
| COMPTON 2 NE         | .01               | .01 |     |     | .15 | .64  |     |       |     |     |     |     |                   |   |   |   |     |   |     |   |     |     |    |    | 1.50  |  |
| CORNING              | .01               | .01 |     |     | .88 | .54  | .03 | .03   |     |     |     |     |                   |   |   |   |     |   |     |   |     |     |    |    | .49   |  |
| EUREKA SPRINGS       | .01               | .01 |     |     | .10 | .35  | *   | * .04 | *   |     | .10 |     |                   |   |   |   |     |   |     |   |     |     |    |    | .10   |  |
| FORREST CITY         |                   |     |     |     |     |      |     | .05   | .50 | .01 |     |     |                   |   |   |   |     |   |     |   |     |     |    |    | .27   |  |
| GILBERT              |                   |     |     |     |     | .07  | .03 | .14   | .03 |     |     |     |                   |   |   |   |     |   |     |   |     |     |    |    | .37   |  |
| HARDY                |                   |     |     |     |     |      |     | .36   | .01 |     |     |     |                   |   |   |   |     |   |     |   |     |     |    |    | 1.27  |  |
| HEBER SPRINGS 3 SW   |                   |     |     |     | .07 | 1.20 |     |       |     | .05 |     |     |                   |   |   |   |     |   |     |   |     |     |    |    | .06   |  |
| HUNTSVILLE           |                   |     |     |     |     |      |     |       |     |     |     |     |                   |   |   |   | .01 |   | .03 |   | .05 | .02 |    |    | .10   |  |
| LITTLE ROCK WB AP    | //                |     |     |     |     |      |     |       |     |     |     |     |                   |   |   |   |     |   |     |   |     |     |    |    | .31   |  |
| MARIANNA 2 S         |                   |     |     |     |     |      |     | .06   | .20 | .05 |     |     |                   |   |   |   |     |   |     |   |     |     |    |    | .28   |  |
| MAUMEE               |                   |     |     |     |     | .10  |     | .03   | .11 | .01 | .03 |     |                   |   |   |   |     |   |     |   |     |     |    |    | .56   |  |
| MOUNTAIN HOME C OF E |                   |     |     |     |     | .30  |     | .04   | .19 | .02 | .01 |     |                   |   |   |   |     |   |     |   |     |     |    |    | 1.70  |  |
| NORFORK DAM          |                   |     |     | .01 | .02 | 1.47 |     | .20   |     |     |     |     |                   |   |   |   |     |   |     |   |     |     |    |    | .44   |  |
| PARTHENON            |                   |     |     |     | .03 | .06  | .05 |       |     |     |     |     |                   |   |   |   |     |   |     |   |     |     |    |    | .45   |  |
| PYATT 1 NNW          |                   |     |     |     | .57 | .06  |     |       |     |     |     |     |                   |   |   |   |     |   |     |   |     |     |    |    | .26   |  |
| WEST FORK            | .01               | .01 |     |     | .06 | *    | *   | *     | *   | .20 |     |     |                   |   |   |   |     |   |     |   |     |     |    |    |       |  |
| WHEELING             |                   |     |     |     |     |      |     |       |     |     |     |     |                   |   |   |   |     |   |     |   |     |     |    |    |       |  |

KANSAS

HOURLY PRECIPITATION

JUNE 1957

| Station               | A. M. Hour Ending |     |     |     |     |     |     |     |     |     |     |     | P. M. Hour Ending |      |     |     |     |     |     |     |     |     |     |     | Total |      |      |     |
|-----------------------|-------------------|-----|-----|-----|-----|-----|-----|-----|-----|-----|-----|-----|-------------------|------|-----|-----|-----|-----|-----|-----|-----|-----|-----|-----|-------|------|------|-----|
|                       | 1                 | 2   | 3   | 4   | 5   | 6   | 7   | 8   | 9   | 10  | 11  | 12  | 1                 | 2    | 3   | 4   | 5   | 6   | 7   | 8   | 9   | 10  | 11  | 12  |       |      |      |     |
|                       | -1st-             |     |     |     |     |     |     |     |     |     |     |     |                   |      |     |     |     |     |     |     |     |     |     |     |       |      |      |     |
| ACHILLES              | .01               | .01 |     |     |     |     |     |     |     |     |     |     |                   |      |     |     |     |     |     |     |     |     |     |     | .02   |      |      |     |
| ALTON                 |                   |     |     |     |     |     |     |     |     |     |     |     |                   |      |     |     |     |     |     |     |     |     |     |     | .02   |      |      |     |
| BAZINE 13 SSW         |                   |     |     |     |     |     |     |     |     |     |     |     |                   |      |     |     |     |     |     |     |     |     |     |     | .23   |      |      |     |
| BEAUMONT              |                   | .02 | .08 | .01 | .10 | .20 | .03 | .01 |     |     |     |     |                   |      |     |     |     |     |     |     |     |     |     |     | .38   |      |      |     |
| BIG BOW 4 NWS         |                   | .04 | .02 |     |     |     |     |     |     |     |     |     |                   |      |     |     |     |     |     |     |     |     |     |     | 3.01  |      |      |     |
| BURRTON               |                   |     | .34 | .64 | .03 | .02 | .01 | .02 | .04 | .05 | .04 | .01 |                   |      |     |     |     |     |     |     |     |     |     |     | .13   |      |      |     |
| CASSIDAY 1 W          |                   |     | .18 | .11 | .01 | .01 | .03 | .04 | .01 | .04 | .06 | .04 |                   |      |     |     |     |     |     |     |     |     |     |     | 1.20  |      |      |     |
| COFFEYVILLE           |                   | .03 | .01 | .01 | .02 | .06 | .20 | .07 | .09 | .01 | .09 | .09 | .11               | .01  | .03 |     |     |     |     |     |     |     |     |     | .60   |      |      |     |
| COLBY 1 SW            |                   |     | .09 | .12 | .02 | .06 | .02 | .04 | .01 |     |     |     |                   |      |     |     |     |     |     |     |     |     |     |     | .42   |      |      |     |
| COLUMBUS 6 NNW        |                   |     |     |     |     |     |     |     |     | .05 | .32 | .02 |                   |      |     |     |     | .22 | .28 | .15 | .25 | .10 | .20 | .02 | .02   | .08  | 1.91 |     |
| DIAMOND SPRINGS       |                   |     |     | .14 | .40 |     | .10 | .03 | .01 |     |     |     |                   |      |     |     |     |     |     |     |     |     |     |     |       | .68  |      |     |
| DODGE CITY WB AIRPORT |                   |     |     |     |     |     |     |     |     |     |     |     |                   |      |     |     |     |     |     |     |     |     |     |     |       | .64  |      |     |
| ELK CITY 6 SW         |                   | .07 | .02 | .01 |     | .10 | .05 | .03 | .04 | .01 | .07 | .01 | .09               | .20  | .03 | .01 | .01 | .01 |     |     |     |     |     |     |       | .69  |      |     |
| ELKHART 3 N           |                   |     |     |     | .02 | .02 |     | .04 | .02 | .01 |     |     |                   |      |     |     |     |     |     |     |     |     |     |     |       | .18  |      |     |
| ELLIS 10 S            |                   | .01 | .01 | .02 |     |     |     |     |     |     |     |     |                   |      |     |     |     |     |     |     |     |     |     |     |       | .04  |      |     |
| EMPORIA CAA AP        |                   |     | .03 | .02 |     | .01 | .04 | .05 | .10 | .03 |     |     |                   |      |     |     |     |     |     |     |     |     |     |     |       | .49  |      |     |
| ENGLEWOOD             |                   | .20 | .02 |     |     | .05 |     |     |     | .22 |     |     |                   |      |     |     |     |     |     |     |     |     |     |     |       | .28  |      |     |
| FALL RIVER DAM        |                   |     |     |     |     |     |     |     |     | .30 |     |     | .50               | .18  | .58 | .29 | .09 | .01 | .02 |     |     |     |     |     |       | .26  |      |     |
| GARDEN CITY CAA AP    |                   |     | .01 | .14 | .19 | .01 | .01 | .08 | .06 |     |     |     |                   |      |     |     |     |     |     |     |     |     |     |     |       | 1.07 |      |     |
| GARDEN CITY EXP STA   |                   |     |     | .01 | .29 | .11 |     | .08 | .11 |     |     |     |                   |      |     |     |     |     |     |     |     |     |     |     |       | .50  |      |     |
| GOODLAND WB AIRPORT   |                   |     |     | .01 | .01 | .01 |     |     |     |     |     |     |                   |      |     |     |     |     |     |     |     |     |     |     |       | .52  |      |     |
| GRENOLA 1 N           |                   | .13 | .02 |     |     |     |     |     |     |     |     |     |                   |      |     |     |     |     |     |     |     |     |     |     |       | .03  |      |     |
| HARRIS 1 S            |                   | .90 | .01 | .56 | .85 | .13 | .01 | .01 | .09 | .08 | .12 | .05 | .15               | .11  | .09 |     |     |     |     |     |     |     |     |     |       | .86  |      |     |
| HEALY                 |                   |     |     |     |     |     |     |     |     | .05 | .10 |     |                   |      |     |     |     |     |     |     |     |     |     |     |       | 2.31 |      |     |
| HILL CITY CAA AP      |                   | .11 | .01 |     |     |     |     |     |     |     |     |     |                   |      |     |     |     |     |     |     |     |     |     |     |       | .04  |      |     |
| HUTCHINSON EXP FIELD  |                   | .30 | .02 | .29 | .17 | .03 | .02 | .03 | .05 | .06 | .03 | .01 |                   |      |     |     |     |     |     |     |     |     |     |     |       | .12  |      |     |
| IOLA                  |                   |     |     |     |     |     |     |     |     | .10 | .19 | .11 | .10               | 1.11 | .14 | .15 |     |     |     |     |     |     |     |     |       | 1.01 |      |     |
| KANPOLIS DAM          |                   |     |     | .10 | .27 | .06 | .38 | .07 |     | .03 | .02 |     |                   |      |     |     |     |     |     |     |     |     |     | .01 | .01   | .02  | 1.84 |     |
| KIOWA                 |                   |     |     |     |     |     |     |     |     |     |     |     |                   |      |     |     |     |     |     |     |     |     |     |     |       |      |      |     |
| LINDSBORG 3 NE        |                   |     |     |     |     | .08 | .17 | .27 | .03 | .02 |     |     |                   |      |     |     |     |     |     |     |     |     |     |     |       |      | .05  |     |
| MORLAND               |                   | .05 |     |     |     |     |     |     |     | .03 |     |     |                   |      |     |     |     |     |     |     |     |     |     |     |       |      | .55  |     |
| OAKLEY                |                   |     | .09 | .03 | .02 | .03 |     |     | .01 | .02 | .03 |     |                   |      |     |     |     |     |     |     |     |     |     |     |       |      | .05  |     |
| OLD SPRINGFIELD       |                   |     |     |     |     |     |     |     |     |     |     |     |                   |      |     |     |     |     |     |     |     |     |     |     |       |      | .18  |     |
| OTTAWA                |                   |     |     |     | .01 | .17 | .32 | .12 | .12 | .03 |     |     |                   |      |     |     |     |     |     |     |     |     |     |     |       |      | .09  |     |
| PLEVNA                |                   | .23 | .13 | .08 | .07 | .03 | .04 | .01 | .02 | .03 | .05 | .01 |                   |      |     |     |     |     |     |     |     |     |     |     |       |      | .77  |     |
| READING               |                   |     |     |     | .01 | .17 | .32 | .09 | .01 |     |     |     |                   |      |     |     | .02 |     |     |     |     |     |     |     |       |      | .70  |     |
| SALINA CAA AP         |                   |     |     |     |     |     | .10 |     |     |     |     |     |                   |      |     |     |     |     |     |     |     |     |     |     |       |      | .62  |     |
| TORONTO               |                   |     |     |     |     |     |     |     |     |     |     |     |                   |      |     |     |     |     |     |     |     |     |     |     |       |      | .10  |     |
| TORONTO DAM           |                   |     |     |     |     |     |     |     | .29 | .41 | .43 | .38 | .34               | .27  | .18 | .20 | .02 |     |     |     |     |     |     |     |       |      | 2.52 |     |
| TRIBUNE 1 W           |                   |     |     |     |     |     | .02 | .03 | .08 | .04 | .01 | .04 |                   |      |     |     |     |     |     |     |     |     |     |     |       |      | .17  |     |
| WALLACE               |                   | .01 | .02 | .01 | .02 | .03 | .01 | .30 | .21 | .04 | .01 | .01 | .01               | .01  | .01 | .01 | .06 |     |     |     |     |     |     |     |       |      | .80  |     |
| WICHITA WB AP         |                   |     |     |     | .01 | .01 | .01 | .08 | .18 | .06 | .01 | .01 | .01               | .01  | .01 | .01 | .06 |     |     |     |     |     |     |     |       |      | .52  |     |
|                       | -2d-              |     |     |     |     |     |     |     |     |     |     |     |                   |      |     |     |     |     |     |     |     |     |     |     |       |      |      |     |
| ALTON                 | .02               | .03 |     |     |     | .03 | .06 |     |     |     |     |     |                   |      |     |     |     |     |     |     |     |     |     |     |       |      | .14  |     |
| COFFEYVILLE           | .03               | .04 |     |     |     |     |     |     |     |     |     |     |                   |      |     |     |     |     |     |     |     |     |     |     |       |      | .07  |     |
| COLUMBUS 6 NNW        | .02               | .04 |     |     | .07 |     |     |     |     | .02 | .01 | .02 | .01               |      |     |     |     |     |     |     |     |     |     |     |       |      | .19  |     |
|                       | -3d-              |     |     |     |     |     |     |     |     |     |     |     |                   |      |     |     |     |     |     |     |     |     |     |     |       |      |      |     |
| CALDWELL              |                   |     |     |     |     |     |     |     |     |     |     |     |                   |      |     |     |     |     |     |     |     |     |     |     |       |      | .03  |     |
| COFFEYVILLE           |                   |     |     |     |     |     |     |     |     |     |     |     |                   |      |     |     |     |     |     |     |     |     |     | .01 | .02   | .01  | .10  | .10 |
| ELK CITY 6 SW         |                   |     |     |     |     |     |     |     |     |     |     |     |                   |      |     |     |     |     |     |     |     |     |     |     |       |      | .16  |     |
|                       | -4th-             |     |     |     |     |     |     |     |     |     |     |     |                   |      |     |     |     |     |     |     |     |     |     |     |       |      |      |     |
| CALDWELL              |                   | .02 | .05 | .06 | .08 | .01 |     |     |     |     |     |     |                   |      |     |     |     |     |     |     |     |     |     |     |       |      | .37  |     |
| COLUMBUS 6 NNW        |                   |     |     |     |     |     |     |     |     |     |     |     |                   |      |     |     |     |     |     |     |     |     |     |     |       |      | .02  |     |
| ELK CITY 6 SW         | .16               | .08 |     |     |     |     |     |     |     |     |     |     |                   |      |     |     |     |     |     |     |     |     |     |     |       |      | .02  |     |
| FALL RIVER DAM        |                   |     |     | .01 | .01 | .01 | .01 |     |     |     |     |     |                   |      |     |     |     |     |     |     |     |     |     |     |       |      | .02  |     |
| GRENOLA 1 N           |                   |     | .10 | .29 | .01 |     |     |     |     |     |     |     | .04               |      |     |     |     |     |     |     |     |     |     |     |       |      | .08  |     |
| IOLA                  |                   |     |     |     | .01 | .09 | .15 | .10 | .03 |     |     |     |                   |      |     |     |     |     |     |     |     |     |     |     |       |      | .40  |     |
| KIOWA                 |                   |     |     |     |     | .01 | .08 | .02 |     |     |     |     |                   |      |     |     |     |     |     |     |     |     |     |     |       |      | .38  |     |
| TORONTO DAM           |                   |     |     |     |     |     |     | .02 | .01 |     |     |     |                   |      |     |     |     |     |     |     |     |     |     |     |       |      | .10  |     |
| WICHITA WB AP         |                   |     |     |     | .03 | .07 |     |     |     | .02 | .01 |     |                   |      |     |     |     |     |     |     |     |     |     |     |       |      | .03  |     |
|                       | -5th-             |     |     |     |     |     |     |     |     |     |     |     |                   |      |     |     |     |     |     |     |     |     |     |     |       |      |      |     |
| CONCORDIA WB CITY     |                   |     |     |     |     |     |     |     |     |     |     |     |                   |      |     |     |     |     |     |     |     |     |     |     |       |      | .02  |     |
| HORTON                |                   |     |     |     |     |     |     |     |     |     |     |     |                   |      |     |     |     |     |     |     |     |     |     |     |       |      | .06  |     |
| HORTON 3 NW SCS 1     |                   |     |     |     |     |     |     |     |     |     |     |     |                   |      |     |     | .04 | .02 | .02 |     |     |     |     |     |       |      | .05  |     |
|                       | -6th-             |     |     |     |     |     |     |     |     |     |     |     |                   |      |     |     |     |     |     |     |     |     |     |     |       |      |      |     |
| TRIBUNE 1 W           |                   |     |     |     |     |     |     |     |     |     |     |     |                   |      |     |     |     |     |     |     |     |     |     |     |       |      | .05  |     |
|                       | -7th-             |     |     |     |     |     |     |     |     |     |     |     |                   |      |     |     |     |     |     |     |     |     |     |     |       |      |      |     |
| ACHILLES              |                   |     |     |     |     |     |     |     |     |     |     |     |                   |      |     |     |     |     |     |     |     |     |     |     |       |      | *    |     |
| BALDWIN               |                   |     |     |     |     |     |     |     |     |     |     |     |                   |      |     |     |     |     |     |     |     |     |     |     |       |      | *    |     |
| COLBY 1 SW            |                   |     |     |     |     |     |     |     |     |     |     |     |                   |      |     |     |     |     |     |     |     |     |     |     |       |      | *    |     |
| CONCORDIA WB CITY     |                   |     |     |     |     |     |     |     |     |     |     |     |                   |      |     |     |     |     |     |     |     |     |     |     |       |      | .35  |     |
| GOODLAND WB AIRPORT   |                   |     | .01 |     |     |     |     |     |     |     |     |     |                   |      |     |     |     |     |     |     |     |     |     |     |       |      | .01  |     |
| HEALY                 |                   |     |     |     |     |     |     |     |     |     |     |     |                   |      |     |     |     |     | .20 | .05 | .01 | .05 |     |     |       |      | .26  |     |
| HILL CITY CAA AP      |                   |     |     |     |     |     |     |     |     |     |     |     |                   |      |     |     |     |     |     |     |     |     |     |     |       |      | .29  |     |
| HORTON                |                   |     |     |     |     |     |     |     |     |     |     |     |                   |      |     |     |     |     |     |     |     |     |     |     |       |      | .01  |     |
| HORTON 3 NW SCS 1     |                   |     |     |     |     |     |     |     |     |     |     |     |                   |      |     |     |     |     |     |     |     |     |     |     |       |      | .01  |     |
| IOWA 1 NW             |                   | .01 | .02 |     |     |     |     |     |     |     |     |     |                   |      |     |     |     |     |     |     |     |     |     |     |       |      | .22  |     |
| MORLAND               |                   |     |     |     |     |     |     |     |     |     |     |     |                   |      |     |     |     |     |     |     |     |     |     |     |       |      | .01  |     |
| MORCATUR 2 N          |                   |     |     |     |     |     |     |     |     |     |     |     |                   |      |     |     |     |     |     |     |     |     |     |     |       |      | 1.35 |     |
| OAKLEY                |                   |     |     |     |     |     |     |     |     |     |     |     |                   |      |     |     |     |     |     |     |     |     |     |     |       |      | .11  |     |
| SABETHA LAKE          |                   |     |     |     |     |     |     |     |     |     |     |     |                   |      |     |     |     |     |     |     |     |     |     |     |       |      | .05  |     |
| TOPEKA WB AP          |                   |     |     |     |     |     |     |     |     |     |     |     |                   |      |     |     |     |     |     |     |     |     |     |     |       |      | .08  |     |
| TOPEKA WB CITY        |                   |     |     |     |     |     |     |     |     |     |     |     |                   |      |     |     |     |     |     |     |     |     |     |     |       |      | .11  |     |
| WALLACE               |                   |     |     |     |     |     |     |     |     |     |     |     |                   |      |     |     |     |     |     |     |     |     |     |     |       |      | *    |     |
|                       | -8th-             |     |     |     |     |     |     |     |     |     |     |     |                   |      |     |     |     |     |     |     |     |     |     |     |       |      |      |     |
| ACHILLES              | *                 | .06 |     |     |     |     |     |     |     |     |     |     |                   |      |     |     |     |     |     |     |     |     |     |     |       |      | .14  |     |
| ALTON                 |                   |     |     |     |     |     |     |     |     |     |     |     |                   |      |     |     |     |     |     |     |     |     |     |     |       |      | .03  |     |
| BALDWIN               | *                 | *   | *   | *   | *   | *   |     |     |     |     |     |     |                   |      |     |     |     |     |     |     |     |     |     |     |       |      | .05  |     |
| BAZINE 13 SSW         | .36               | .04 | .03 | .05 |     |     |     |     | .20 |     |     |     |                   |      |     |     |     |     |     |     |     |     |     |     |       |      | .08  |     |
| BEATTIE 3 SE SCS 3    |                   |     |     |     |     |     |     |     |     |     |     |     |                   |      |     |     |     |     |     |     |     |     |     |     |       |      | .01  |     |
| BEAUMONT              |                   |     |     |     |     |     |     | .31 | .05 | .09 | .05 |     |                   |      |     |     |     |     |     |     |     |     |     |     |       |      | .96  |     |
| BEAVER                |                   |     |     |     |     |     |     |     |     |     |     |     |                   |      |     |     |     |     |     |     |     |     |     |     |       |      |      |     |

# HOURLY PRECIPITATION

KANSAS  
JUNE 1957

| Station                | A. M. Hour Ending |     |     |     |     |     |     |     |     |     |     |     | P. M. Hour Ending |     |     |      |      |     |     |     |     |     |     |     | Total |      |      |      |     |
|------------------------|-------------------|-----|-----|-----|-----|-----|-----|-----|-----|-----|-----|-----|-------------------|-----|-----|------|------|-----|-----|-----|-----|-----|-----|-----|-------|------|------|------|-----|
|                        | 1                 | 2   | 3   | 4   | 5   | 6   | 7   | 8   | 9   | 10  | 11  | 12  | 1                 | 2   | 3   | 4    | 5    | 6   | 7   | 8   | 9   | 10  | 11  | 12  |       |      |      |      |     |
| EMPORIA CAA AP         |                   |     |     |     |     |     |     |     |     |     | .05 |     |                   |     |     |      | .44  | .14 | .01 |     |     |     |     |     |       |      | .55  |      |     |
| FALL RIVER DAM         |                   |     |     |     |     |     |     |     |     |     |     |     |                   |     |     | 1.60 | .01  |     |     |     |     |     |     |     |       |      | 1.61 |      |     |
| FRANKFORT              |                   |     | .03 | .04 |     |     | .55 | .39 | .07 | .09 |     |     |                   |     |     |      |      |     |     |     |     |     |     |     |       | 1.10 |      |      |     |
| GARDEN CITY EXP STA    |                   |     |     |     |     |     |     |     |     |     |     |     |                   |     |     | .71  |      |     |     |     |     |     |     |     |       |      | .07  |      |     |
| HARRIS 1 S             |                   |     |     |     |     |     |     |     |     |     |     |     |                   |     |     |      |      |     |     |     |     |     |     |     |       |      | .71  |      |     |
| HAYS 1 S               | .43               | .11 | .10 |     |     |     |     |     |     |     |     |     |                   |     |     |      |      |     |     |     |     |     |     |     |       |      | .84  |      |     |
| HEALY                  | .09               | .11 | .01 |     |     |     |     |     |     |     |     |     |                   |     |     |      |      |     |     |     |     |     |     |     |       |      | .21  |      |     |
| HILL CITY CAA AP       | .63               | .27 | .05 | .05 | .02 |     |     |     |     |     |     |     |                   |     |     |      |      |     |     |     |     |     |     |     |       |      | 1.02 |      |     |
| HORTON                 | .10               | .10 | .05 | .01 | .13 | .01 |     |     | .05 | .20 | .10 | .08 |                   |     |     |      |      |     |     |     |     |     |     |     |       |      | .83  |      |     |
| HORTON 3 NW SCS 1      |                   |     |     |     | .10 |     |     |     | .03 | .20 | .21 | .12 |                   |     |     |      |      |     |     |     |     |     |     |     |       |      | .71  |      |     |
| HUTCHINSON EXP FIELD   | .03               | .02 |     |     | .11 | .11 |     |     | .03 |     |     |     |                   |     |     |      |      |     |     |     |     |     |     |     |       |      | .25  |      |     |
| IOLA                   |                   |     |     |     |     |     |     |     |     |     |     |     |                   |     |     |      | .56  | .20 | .04 |     |     |     |     |     |       |      | .80  |      |     |
| IONIA 1 NW             | .11               |     | .56 | .53 | .03 | .03 |     | .14 | .05 |     |     |     |                   |     |     |      |      |     |     |     |     |     |     |     |       |      | 1.26 |      |     |
| JUNCTION CITY          |                   |     |     |     |     |     |     |     |     |     |     |     |                   |     |     |      |      |     |     |     |     |     |     |     |       |      |      | .19  |     |
| KANOPOLIS DAM          |                   |     |     |     |     |     |     |     | .05 |     |     |     |                   |     |     |      |      |     |     |     |     |     |     |     |       |      |      | .05  |     |
| KIOWA                  |                   |     |     |     | .06 | .17 | .07 | .04 | .02 | .02 |     |     |                   |     |     |      |      |     |     |     |     |     |     |     |       |      | .38  |      |     |
| LINCOLN 2 NNW SCS 3    |                   |     |     | .04 | .18 | .02 | .03 | .01 | .01 |     |     |     |                   |     |     |      |      |     |     |     |     |     |     |     |       |      | .29  |      |     |
| LINDSBORG 3 NE         |                   |     | .07 | .03 | .06 |     |     |     |     |     |     |     |                   |     |     |      |      |     |     |     |     |     |     |     |       |      |      | .10  |     |
| LURAY 1 E              |                   |     |     | .34 | .06 |     |     |     |     |     |     |     |                   |     |     |      |      |     |     |     |     |     |     |     |       |      |      | .40  |     |
| LURAY 1 E              |                   |     |     |     |     | .49 | .18 | .06 | .01 | .01 | .01 |     |                   |     |     |      |      |     |     |     |     |     |     |     |       |      | .76  |      |     |
| MANHATTAN AGRO FARM    |                   |     |     |     |     |     | .02 | .06 | .02 | .02 |     |     |                   |     |     |      |      |     |     |     |     |     |     |     |       |      | .12  |      |     |
| MARYSVILLE             |                   |     |     |     |     |     |     |     |     |     |     |     |                   |     |     |      |      |     |     |     |     |     |     |     |       |      |      | .23  |     |
| MORLAND                | .04               | .11 | .08 |     |     |     |     |     |     |     |     |     |                   |     |     |      |      |     |     |     |     |     |     |     |       |      |      | .08  |     |
| MORSE                  |                   |     |     |     |     |     |     |     |     |     |     |     |                   |     |     |      |      |     |     |     |     |     |     |     |       |      |      | .08  |     |
| MORCATUR 2 N           |                   |     |     |     |     |     |     |     |     |     |     |     |                   |     |     |      |      |     |     |     |     |     |     |     |       |      |      | .08  |     |
| OAKLEY                 |                   |     |     |     |     |     |     |     |     |     |     |     |                   |     |     |      |      |     |     |     |     |     |     |     |       |      |      | .08  |     |
| OTTAWA                 | .14               | .01 | .01 | .03 | .05 |     |     |     | .01 |     |     |     |                   |     |     |      | .02  | .25 | .05 |     |     |     |     |     |       |      | .57  |      |     |
| PHILLIPSBURG           | .01               | .02 | .01 | .01 |     |     |     |     |     |     |     |     |                   |     |     |      |      |     |     |     |     |     |     |     |       |      |      | .05  |     |
| PLEVNA                 |                   |     | .45 | .36 | .28 | .07 | .01 | .08 | .07 | .01 | .02 |     |                   |     |     |      |      |     | .03 |     |     |     |     |     |       |      | .25  |      |     |
| READING                |                   |     |     |     |     |     |     |     |     |     |     |     |                   |     |     |      |      |     |     |     |     |     |     |     |       |      |      | .19  |     |
| SABETHA LAKE           |                   |     |     |     |     | .16 | .10 | .02 |     |     |     |     |                   |     |     |      |      |     |     |     |     |     |     |     |       |      | .28  |      |     |
| SALINA CAA AP          |                   |     |     |     | .56 | .30 | .02 | .03 | .02 |     |     |     |                   |     |     |      |      |     |     |     |     |     |     |     |       |      | .86  |      |     |
| SUN CITY               |                   |     |     |     | .02 | .34 | .14 | .05 |     |     |     |     |                   |     |     |      |      |     |     |     |     |     |     |     |       |      | .72  |      |     |
| TOPEKA WB AP           | //                |     | .29 | .01 |     |     |     |     |     |     |     |     |                   |     |     |      |      |     |     |     |     |     |     |     |       |      |      | .20  |     |
| TOPEKA WB CITY         | //                |     |     |     |     |     |     |     |     |     |     |     |                   |     |     |      | 1.10 | .20 |     |     |     |     |     |     |       |      |      | 1.30 |     |
| TORONTO DAM            |                   |     |     |     |     |     |     |     |     |     |     |     |                   |     |     |      |      |     |     |     |     |     |     |     |       |      |      | .33  |     |
| TRIBUNE 1 W            | //                | .29 | .04 |     |     |     |     |     |     |     |     |     |                   |     |     |      |      |     |     |     |     |     |     |     |       |      |      | .15  |     |
| WALLACE                | //                | .13 | .02 |     |     |     |     |     |     |     |     |     |                   |     |     |      |      |     |     |     |     |     |     |     |       |      |      | .15  |     |
| -9th-                  |                   |     |     |     |     |     |     |     |     |     |     |     |                   |     |     |      |      |     |     |     |     |     |     |     |       |      |      |      |     |
| BAZINE 13 SSW          | //                |     |     |     |     |     |     |     |     |     |     |     |                   |     |     |      |      |     |     | .50 | .01 | .12 |     |     |       | .63  |      |      |     |
| BEAUMONT               | //                |     |     |     |     |     |     |     |     |     |     |     |                   |     |     |      |      |     |     |     |     |     |     |     | .20   |      |      |      |     |
| BEAVER                 | //                |     |     |     |     |     |     |     |     |     |     |     |                   |     |     |      |      |     |     |     |     |     |     |     | .06   |      |      |      |     |
| BURRTON                |                   |     |     | .06 |     |     |     |     |     |     |     |     |                   |     |     |      |      |     |     |     |     |     |     |     | .41   |      |      |      |     |
| CALDWELL               |                   |     |     |     |     |     |     |     |     |     |     |     |                   |     |     |      |      |     |     |     |     |     |     |     | .10   |      |      |      |     |
| COFFEYVILLE            |                   |     |     |     |     |     | .10 |     |     |     |     |     |                   |     |     |      | .27  | .05 | .05 |     |     |     |     |     |       |      | .37  |      |     |
| COLUMBUS 6 NNW         |                   |     |     |     |     |     |     |     |     |     |     |     |                   |     |     |      |      |     |     |     |     |     |     |     | .09   |      |      |      |     |
| DIAMOND SPRINGS        |                   |     |     |     |     |     |     |     |     |     |     |     |                   |     |     |      |      |     |     |     |     |     |     |     | .21   |      |      |      |     |
| DODGE CITY WB AIRPORT  | //                |     |     | .01 |     |     |     |     |     |     |     |     |                   |     |     |      | .05  | .02 | .05 | .10 | .05 |     |     |     |       | .09  |      |      |     |
| ELKHART 3 N            |                   |     |     |     |     |     |     |     |     |     |     |     |                   |     |     |      | .08  | .02 | .01 | .01 |     |     |     |     |       |      |      | .07  |     |
| ELLIS 10 S             |                   | .05 | .03 | .03 |     |     |     |     |     |     |     |     |                   |     |     |      |      |     |     | .09 | .03 |     |     |     |       | .21  |      |      |     |
| ENGLEWOOD              |                   |     |     |     |     |     |     |     |     |     |     |     |                   |     |     |      |      |     |     |     |     |     |     |     |       |      |      |      | .12 |
| FALL RIVER DAM         |                   |     |     |     |     |     |     |     |     |     |     |     |                   |     |     |      |      |     |     | .99 | .16 |     |     |     |       | .42  |      |      |     |
| GARDEN CITY CAA AP     | //                |     |     |     |     |     |     |     |     |     |     |     |                   |     |     |      |      |     |     | .09 | .01 |     |     |     |       | .04  |      |      |     |
| GARDEN CITY EXP STA    |                   |     |     |     |     |     |     |     |     |     |     |     |                   |     |     |      | .15  | .12 | .13 |     |     |     |     |     |       |      | .42  |      |     |
| GRENOLE 1 N            |                   |     |     |     |     |     |     |     |     |     |     |     |                   |     |     |      |      |     |     |     |     |     |     |     |       |      |      |      | .04 |
| HAYS 1 S               |                   |     |     |     |     |     |     |     |     |     |     |     |                   |     |     |      |      |     |     |     |     |     |     |     |       |      |      |      | .40 |
| HILL CITY CAA AP       |                   |     |     |     |     |     |     |     |     |     |     |     |                   |     |     |      |      |     |     |     |     |     |     |     |       |      |      |      | .50 |
| HUTCHINSON EXP FIELD   |                   |     |     |     |     |     |     |     |     |     |     |     |                   | .07 | .40 | .02  | .01  |     |     |     |     |     |     |     | .34   | .12  | .04  |      |     |
| IOLA                   |                   |     |     |     |     |     |     |     |     |     |     |     |                   |     |     |      |      |     |     |     |     |     |     |     |       |      |      |      | .08 |
| KANOPOLIS DAM          |                   |     |     |     | .01 | .06 | .01 |     |     |     |     |     |                   |     |     |      |      |     |     |     |     |     |     |     |       |      |      |      | .09 |
| KIOWA                  |                   |     |     |     |     |     |     |     |     |     |     |     |                   |     |     |      |      |     |     |     | .04 | .02 |     |     |       |      | .12  |      |     |
| LINCOLN 2 NNW SCS 3    |                   |     |     |     |     |     |     |     |     |     |     |     |                   |     |     |      |      |     |     |     |     | .10 | .22 |     |       |      | .20  |      |     |
| LURAY 1 E              |                   |     |     |     |     |     |     |     |     |     |     |     |                   |     |     |      |      |     |     |     |     |     |     |     |       | .15  |      |      |     |
| LURAY 1 E              | //                | .11 | .04 |     |     |     |     |     |     |     |     |     |                   |     |     |      |      |     |     | .04 | .05 | .10 |     |     |       |      | .32  |      |     |
| OLD SPRINGFIELD        | //                |     |     |     |     |     |     |     |     |     |     |     |                   |     |     |      |      |     |     |     |     |     |     |     |       | .20  |      |      |     |
| PLEVNA                 |                   |     |     |     |     |     |     |     |     |     |     |     |                   |     |     |      | .10  |     |     |     |     |     |     |     |       | .74  |      |      |     |
| SALINA CAA AP          |                   |     |     |     |     |     |     |     |     |     |     |     |                   |     |     |      |      |     |     |     |     |     |     |     |       | .10  |      |      |     |
| SUN CITY               |                   |     |     |     |     |     |     |     |     |     |     |     |                   |     |     |      |      |     |     |     |     | .01 | .07 | .05 |       |      | .08  |      |     |
| TORONTO DAM            |                   |     |     |     |     |     |     |     |     |     |     |     |                   |     |     |      |      |     |     |     |     |     |     |     |       | .08  |      |      |     |
| WICHITA WB AP          | //                |     |     |     |     |     |     |     |     |     |     |     |                   |     |     |      |      |     |     |     |     | .05 | .53 | .10 |       |      | .68  |      |     |
| -10th-                 |                   |     |     |     |     |     |     |     |     |     |     |     |                   |     |     |      |      |     |     |     |     |     |     |     |       |      |      |      |     |
| ALTAMONT               |                   | .01 | .14 | .11 | .07 | .07 | .04 | .05 |     |     |     |     |                   |     |     |      |      |     |     |     |     |     |     |     |       |      |      | .49  |     |
| BALDWIN                |                   | .30 |     |     |     |     |     |     |     |     |     |     |                   |     |     |      |      |     |     |     |     |     |     |     |       |      |      |      | .30 |
| BAZINE 13 SSW          | //                | .03 | .09 |     |     |     |     |     |     |     |     |     |                   |     |     |      |      |     |     |     |     |     |     |     |       |      |      |      | .12 |
| BEATTIE 3 SE SCS 3     |                   |     |     |     |     |     |     |     |     |     |     |     |                   |     |     |      |      |     |     |     |     |     |     |     |       |      |      |      | .25 |
| BEAUMONT               |                   | .14 | .09 | .22 | .11 | .01 |     | .04 | .06 | .01 | .02 | .11 | .01               |     |     |      |      |     |     |     |     |     |     |     |       |      |      | .57  |     |
| BEAVER                 | //                | .03 | .02 | .03 |     |     |     |     |     |     |     |     |                   |     |     |      |      |     |     |     |     |     |     |     |       |      |      |      | .08 |
| BURLINGAME             |                   | .19 | .01 |     | .01 | .03 |     |     |     |     |     |     |                   |     |     |      |      |     |     |     |     |     |     |     |       |      |      |      | .35 |
| BURLINGAME 5 NNW SCS 2 |                   | .31 | .01 | .01 | .02 | .01 |     |     |     |     |     |     |                   |     |     |      |      |     |     |     |     |     |     |     |       |      |      |      | .10 |
| BURRTON                |                   |     | .05 | .04 | .01 |     |     |     |     |     |     |     |                   |     |     |      |      |     |     |     |     |     |     |     |       |      |      |      | .17 |
| CALDWELL               |                   | .07 | .09 | .01 |     |     |     |     |     |     |     |     |                   |     |     |      |      |     |     |     |     |     |     |     |       |      |      |      | .32 |
| CASSODAY 1 W           |                   | .20 | .19 | .10 | .10 | .01 |     |     |     |     |     |     |                   |     |     |      |      |     |     |     |     |     |     |     |       |      |      |      | .80 |
| COFFEYVILLE            |                   | .48 | .02 | .40 | .10 | .18 | .08 | .04 | .02 |     |     |     |                   |     |     |      |      |     |     |     |     |     |     |     |       |      |      |      | .27 |
| COLUMBUS 6 NNW         |                   |     |     |     | .02 | .17 | .01 | .04 | .02 |     |     |     | .01               |     |     |      |      |     |     |     |     |     |     |     |       |      |      |      | .44 |
| CONCORDIA WB CITY      | //                | .25 | .05 | .01 | .02 | .01 | .09 | .01 | .05 |     |     |     |                   |     |     |      |      |     |     |     |     |     |     |     |       |      |      |      | .26 |
| DIAMOND SPRINGS        |                   | .01 | .05 | .07 | .12 | .01 | .09 | .01 | .05 |     |     |     | </                |     |     |      |      |     |     |     |     |     |     |     |       |      |      |      |     |

# HOURLY PRECIPITATION

KANSAS  
JUNE 1957

| Station                | A. M. Hour Ending |      |     |     |     |     |     |      |     |     |     |     | P. M. Hour Ending |     |   |   |   |     |      |     |     |     |     |      | Total |  |  |
|------------------------|-------------------|------|-----|-----|-----|-----|-----|------|-----|-----|-----|-----|-------------------|-----|---|---|---|-----|------|-----|-----|-----|-----|------|-------|--|--|
|                        | 1                 | 2    | 3   | 4   | 5   | 6   | 7   | 8    | 9   | 10  | 11  | 12  | 1                 | 2   | 3 | 4 | 5 | 6   | 7    | 8   | 9   | 10  | 11  | 12   |       |  |  |
| TOPEKA WB CITY         | //                |      |     |     |     |     |     |      |     |     |     |     |                   |     |   |   |   |     |      |     |     |     |     |      | .02   |  |  |
| TORONTO DAM            | //                | .14  | .16 | .04 | .17 | .05 |     |      |     |     |     |     |                   |     |   |   |   |     |      |     |     |     |     |      | .56   |  |  |
| WICHITA WB AP          | //                | .06  | .06 |     |     |     |     |      |     |     |     |     |                   |     |   |   |   |     |      |     |     |     |     |      | .12   |  |  |
| -11th-                 |                   |      |     |     |     |     |     |      |     |     |     |     |                   |     |   |   |   |     |      |     |     |     |     |      |       |  |  |
| ACHILLES               |                   |      |     |     |     |     |     |      |     |     |     |     |                   |     |   |   |   |     |      |     |     |     |     |      |       |  |  |
| ALAMONT                |                   |      |     |     |     |     |     |      |     |     |     |     |                   |     |   |   |   |     |      |     |     |     |     |      |       |  |  |
| BALDWIN                |                   |      |     |     |     |     |     |      |     |     |     |     |                   |     |   |   |   |     |      |     |     |     |     |      |       |  |  |
| BAZINE 13 SSM          | //                |      |     |     |     |     |     |      |     |     |     |     |                   |     |   |   |   | .27 | .04  | .09 | .20 | .01 | .11 |      | .13   |  |  |
| BEAUMONT               | //                |      |     |     |     |     |     |      |     |     |     |     |                   |     |   |   |   | .26 | .03  | .06 | .05 | .69 | .01 |      | .88   |  |  |
| BEAVER                 | //                |      |     |     |     |     |     |      |     |     |     |     |                   |     |   |   |   |     |      |     |     |     |     |      | .10   |  |  |
| BIG BOW 4 WSW          | //                |      |     |     |     |     |     |      |     |     |     |     |                   |     |   |   |   |     |      |     |     |     |     |      | .13   |  |  |
| BURLINGAME             |                   |      |     |     |     |     |     |      |     |     |     |     |                   |     |   |   |   |     |      |     |     |     |     |      |       |  |  |
| BURLINGAME 5 NNM SCS 2 |                   |      |     |     |     |     |     |      |     |     |     |     |                   |     |   |   |   | .08 | .23  | .05 | .05 |     |     |      | .41   |  |  |
| BURRTON                |                   |      |     |     |     |     |     |      |     |     |     |     |                   |     |   |   |   | .02 | .74  | .09 | .08 |     |     |      | .93   |  |  |
| CALDWELL               |                   |      |     |     |     |     |     |      |     |     |     |     |                   |     |   |   |   |     |      |     |     |     |     |      |       |  |  |
| CASSODAY 1 W           |                   |      |     |     |     |     |     |      |     |     |     |     |                   |     |   |   |   |     | .28  | .02 | .01 | *   | *   |      | .72   |  |  |
| COFFEYVILLE            |                   |      |     |     |     |     |     |      |     |     |     |     |                   |     |   |   |   | .05 | .55  | .12 | .05 | .07 | .06 |      | .90   |  |  |
| COLBY 1 SW             |                   |      |     |     |     |     |     |      |     |     |     |     |                   |     |   |   |   |     |      |     |     |     |     |      |       |  |  |
| COLLYER 9 S            |                   |      |     |     |     |     |     |      |     |     |     |     |                   |     |   |   |   |     | .01  | .04 | .03 | .06 | .04 |      | .18   |  |  |
| COLUMBUS 6 NNM         |                   |      |     |     |     |     |     |      |     |     |     |     |                   |     |   |   |   |     |      |     |     |     |     |      | .02   |  |  |
| DIAMOND SPRINGS        |                   |      |     |     |     |     |     |      |     |     |     |     |                   |     |   |   |   |     |      |     |     |     |     |      | .17   |  |  |
| DODGE CITY WB AIRPORT  | //                |      |     |     |     |     |     |      |     |     |     |     |                   |     |   |   |   |     |      |     |     |     |     |      | .02   |  |  |
| ELK CITY 6 SW          | //                |      |     |     |     |     |     |      |     |     |     |     |                   |     |   |   |   | *   | *    | *   | *   | *   | .29 | .40  | .69   |  |  |
| ELLIS 10 S             |                   |      |     |     |     |     |     |      |     |     |     |     |                   |     |   |   |   |     |      |     |     |     |     |      | *     |  |  |
| EMPORIA CAA AP         |                   |      |     |     |     |     |     |      |     |     |     |     |                   |     |   |   |   |     |      |     |     |     |     |      | .11   |  |  |
| FALL RIVER DAM         |                   |      |     |     |     |     |     |      |     |     |     |     |                   |     |   |   |   | .81 | .10  | .11 |     | .05 | .11 |      | .22   |  |  |
| GARDEN CITY CAA AP     | //                |      |     |     |     |     |     |      |     |     |     |     |                   |     |   |   |   |     | .09  | .03 | .06 | .04 | .20 |      | .42   |  |  |
| GARDEN CITY EXP STA    |                   |      |     |     |     |     |     |      |     |     |     |     |                   |     |   |   |   |     |      | .05 | .06 | .29 | .05 |      | .45   |  |  |
| GOODLAND WB AIRPORT    | //                |      |     |     |     |     |     |      |     |     |     |     |                   |     |   |   |   |     | .02  | .02 | .01 |     |     |      | .05   |  |  |
| GRENOLE 1 N            |                   |      |     |     |     |     |     |      |     |     |     |     |                   |     |   |   |   |     | .13  | .05 |     |     |     |      | .18   |  |  |
| HARRIS 1 S             |                   |      |     |     |     |     |     |      |     |     |     |     |                   |     |   |   |   | .01 | .01  | .01 | .40 | .44 | .20 | .20  | .33   |  |  |
| HAYS 1 S               |                   |      |     |     |     |     |     |      |     |     |     |     |                   |     |   |   |   |     |      |     |     | .07 | .09 | .04  | .03   |  |  |
| HEALY                  |                   |      |     |     |     |     |     |      |     |     |     |     |                   |     |   |   |   |     |      |     |     |     |     |      | .66   |  |  |
| HILL CITY CAA AP       |                   |      |     |     |     |     |     |      |     |     |     |     |                   |     |   |   |   |     | .01  | .05 | .01 |     |     |      | .33   |  |  |
| HORTON                 |                   |      |     |     |     |     |     |      |     |     |     |     |                   |     |   |   |   |     |      |     |     | .13 | .09 | .01  | .03   |  |  |
| HORTON 3 NW SCS 1      |                   |      |     |     |     |     |     |      |     |     |     |     |                   |     |   |   |   |     |      |     |     | .40 | .01 | .01  | .24   |  |  |
| HUTCHINSON EXP FIELD   |                   |      |     |     |     |     |     |      |     |     |     |     |                   |     |   |   |   |     |      |     |     |     |     |      | .41   |  |  |
| IOLA                   |                   |      |     |     |     |     |     |      |     |     |     |     |                   |     |   |   |   | .19 | .05  | .01 | .03 | .06 |     |      | .34   |  |  |
| JUNCTION CITY          |                   |      |     |     |     |     |     |      |     |     |     |     |                   |     |   |   |   |     |      | .06 | .48 |     | .02 | .10  | .66   |  |  |
| KIOWA                  |                   |      |     |     |     |     |     |      |     |     |     |     |                   |     |   |   |   |     |      | .05 |     |     |     |      | .05   |  |  |
| MANHATTAN AGRO FARM    |                   |      |     |     |     |     |     |      |     |     |     |     |                   |     |   |   |   | .92 | .23  |     |     | .56 | .03 |      | 1.74  |  |  |
| MORSE                  |                   |      |     |     |     |     |     |      |     |     |     |     |                   |     |   |   |   |     | .03  | .02 |     |     |     |      | .05   |  |  |
| MORCATOR 2 N           |                   |      |     |     |     |     |     |      |     |     |     |     |                   |     |   |   |   | .45 | 1.75 | .30 | .13 | .22 | .05 |      | 2.90  |  |  |
| OAKLEY                 |                   |      |     |     |     |     |     |      |     |     |     |     |                   |     |   |   |   |     |      |     |     | .03 | .07 | .10  | .20   |  |  |
| OLD SPRINGFIELD        | //                |      |     |     |     |     |     |      |     |     |     |     |                   |     |   |   |   |     | .13  | .04 | .14 | .06 |     |      | .37   |  |  |
| OTTAWA                 |                   |      |     |     |     |     |     |      |     |     |     |     |                   |     |   |   |   |     |      |     |     |     |     |      | .24   |  |  |
| PLEVNA                 |                   |      |     |     |     |     |     |      |     |     |     |     |                   |     |   |   |   | .10 | .01  | .22 | .11 | .16 | .01 |      | .61   |  |  |
| READING                |                   |      |     |     |     |     |     |      |     |     |     |     |                   |     |   |   |   |     |      |     |     | .01 | .01 | .02  | .04   |  |  |
| SUN CITY               |                   |      |     |     |     |     |     |      |     |     |     |     |                   |     |   |   |   |     | .36  | .08 | .07 | .01 |     |      | .59   |  |  |
| TOPEKA WB AP           | //                |      |     |     |     |     |     |      |     |     |     |     |                   |     |   |   |   | .80 | .17  | .03 | .01 | .01 |     |      | 1.02  |  |  |
| TOPEKA WB CITY         | //                |      |     |     |     |     |     |      |     |     |     |     |                   |     |   |   |   |     |      |     |     | .16 | .17 |      | .33   |  |  |
| TORONTO DAM            | //                |      |     |     |     |     |     |      |     |     |     |     |                   |     |   |   |   |     |      |     |     | .30 | .10 |      | .54   |  |  |
| TRIBUNE 1 W            | //                |      |     |     |     |     |     |      |     |     |     |     |                   |     |   |   |   |     |      |     |     | .20 | .02 | .06  | .48   |  |  |
| WALLACE                |                   |      |     |     |     |     |     |      |     |     |     |     |                   |     |   |   |   |     | 1.09 | .03 | .01 |     |     |      | 1.13  |  |  |
| WICHITA WB AP          | //                |      |     |     |     |     |     |      |     |     |     |     |                   |     |   |   |   |     | .13  | .03 | .01 | .06 |     |      | .23   |  |  |
| -12th-                 |                   |      |     |     |     |     |     |      |     |     |     |     |                   |     |   |   |   |     |      |     |     |     |     |      |       |  |  |
| ALAMONT                |                   | .01  | .11 | .01 | .01 | .01 | .08 | .01  | .06 |     |     | .09 | .02               | .03 |   |   |   |     |      |     |     |     |     |      | .44   |  |  |
| BALDWIN                |                   | .01  | .06 | .06 |     | .02 |     |      |     |     |     |     |                   |     |   |   |   |     |      |     |     |     |     | .30  | .19   |  |  |
| BAZINE 13 SSM          | //                | .42  |     |     |     |     |     |      |     |     |     |     |                   |     |   |   |   |     | .62  | .01 |     |     |     |      | 1.05  |  |  |
| BEATTIE 3 SE SCS 3     |                   |      |     |     |     |     |     |      |     |     |     |     |                   |     |   |   |   |     |      |     |     |     |     |      | .03   |  |  |
| BEAUMONT               |                   | .05  | .05 | .10 | .10 |     |     | .10  | .15 |     |     |     |                   |     |   |   |   |     |      |     |     | .03 | .05 | .20  | 1.00  |  |  |
| BEAVER                 | //                | .03  | .02 | .02 |     |     |     |      |     |     |     |     |                   |     |   |   |   |     |      |     |     |     |     |      | .07   |  |  |
| BIG BOW 4 WSW          | //                |      |     |     |     |     |     |      |     |     |     |     |                   |     |   |   |   |     |      |     |     |     |     |      | .70   |  |  |
| BURLINGAME             |                   | .03  | .04 | .02 | .05 | .01 |     |      |     |     |     |     |                   |     |   |   |   |     | .25  | .14 | .06 | .25 |     |      | .45   |  |  |
| BURLINGAME 5 NNM SCS 2 |                   | .02  | .03 | .02 | .05 |     |     |      |     |     |     |     |                   |     |   |   |   |     |      |     |     |     | .16 | .11  | .03   |  |  |
| BURRTON                |                   | *    | *   | *   | *   | *   | *   | .30  | .05 | .08 | .07 | .02 |                   |     |   |   |   |     |      |     |     |     | .05 |      | .34   |  |  |
| CALDWELL               |                   | .01  |     | .04 |     |     |     | .12  | .02 |     |     |     | .02               |     |   |   |   |     |      |     |     |     |     |      | .19   |  |  |
| CASSODAY 1 W           |                   | .05  | .05 |     | .03 |     |     |      |     |     |     |     |                   |     |   |   |   |     |      |     |     | .11 | .02 |      | .43   |  |  |
| COFFEYVILLE            |                   | .04  | .52 | .24 | .24 | .75 | .23 | .38  | .10 | .02 | .28 |     |                   |     |   |   |   |     |      |     |     |     |     | 2.82 |       |  |  |
| COLLYER 9 S            |                   | .04  |     |     |     |     |     |      |     |     |     |     |                   |     |   |   |   |     |      |     |     |     |     |      | .04   |  |  |
| COLUMBUS 6 NNM         |                   |      |     |     |     |     |     | .08  | .03 |     | .04 | .16 | .01               |     |   |   |   |     |      |     | .07 | .01 |     |      | .34   |  |  |
| CONCORDIA WB CITY      | //                |      |     |     | .11 | .02 |     |      |     |     |     |     |                   |     |   |   |   |     |      |     |     |     |     |      | .21   |  |  |
| DIAMOND SPRINGS        |                   |      |     |     | .01 |     |     |      |     |     |     |     |                   |     |   |   |   |     |      |     |     |     |     |      | .11   |  |  |
| DODGE CITY WB AIRPORT  | //                | .04  |     | .01 |     |     |     |      |     |     |     | .02 |                   |     |   |   |   |     |      |     |     |     | .04 | .01  | .11   |  |  |
| ELK CITY 6 SW          | //                | *    | *   | *   | *   | *   | *   | 2.20 |     |     |     |     | .02               |     |   |   |   |     |      |     |     |     | *   | *    | .02   |  |  |
| ELKHART 3 N            |                   |      |     |     |     |     |     |      |     |     |     |     |                   |     |   |   |   |     |      |     |     |     |     |      | .05   |  |  |
| ELLIS 10 S             |                   | 1.01 | .01 |     |     |     |     |      |     |     |     |     |                   |     |   |   |   |     | .05  |     |     |     | *   | *    | 1.02  |  |  |
| EMPORIA CAA AP         |                   | .14  | .11 | .01 | .04 | .02 |     |      |     |     |     |     |                   |     |   |   |   |     |      |     |     |     |     |      | .42   |  |  |
| ENGLEWOOD              |                   |      |     |     |     |     |     |      |     |     |     |     |                   |     |   |   |   |     |      |     |     |     |     |      | .18   |  |  |
| FALL RIVER DAM         |                   | .03  | .03 | .10 | .14 | .02 |     |      |     |     |     |     |                   |     |   |   |   |     |      |     |     | .01 | .17 |      | .69   |  |  |
| FRANKFORT              |                   |      |     |     |     |     |     |      |     |     |     |     |                   |     |   |   |   |     |      |     |     |     |     |      | .10   |  |  |
| GRENOLE 1 N            |                   | .35  | .02 | .16 | .38 | .02 | .28 |      |     |     |     |     |                   |     |   |   |   |     | .05  | .05 |     |     |     |      | 1.21  |  |  |
| HARRIS 1 S             |                   | .10  | .08 | .09 | .03 | .05 | .02 | .01  | .02 |     |     |     |                   |     |   |   |   |     |      |     |     |     |     |      | .55   |  |  |
| HAYS 1 S               |                   | .22  |     | .01 |     |     |     |      |     |     |     |     |                   |     |   |   |   |     |      |     |     |     |     |      | .23   |  |  |
| HEALY                  |                   |      |     |     |     |     |     |      |     |     |     |     |                   |     |   |   |   |     |      |     |     |     |     |      | .04   |  |  |
| HILL CITY CAA AP       |                   | .02  | .01 |     |     |     |     |      |     |     |     |     |                   |     |   |   |   |     |      |     |     | .01 | .01 | .01  | .10   |  |  |
| HORTON                 |                   |      |     |     |     |     |     |      |     |     |     |     |                   |     |   |   |   |     |      |     |     | .07 |     |      | .03   |  |  |
| HORTON 3 NW SCS 1      |                   |      |     |     |     |     |     |      |     |     |     |     |                   |     |   |   |   |     |      |     |     | .01 | .02 | .01  | .10   |  |  |
| IOLA                   |                   | .13  | .12 | .10 | .12 | .12 |     | .04  | .18 |     | .01 | .02 |                   |     |   |   |   |     |      |     |     | .01 | .02 | .01  | .24   |  |  |
| KIOWA                  |                   | .02  |     |     |     |     |     |      |     |     |     |     |                   |     |   |   |   |     |      |     |     |     |     |      | .09   |  |  |
| LINCOLN 2 NNM SCS 3    |                   |      |     | .04 | .05 |     |     |      |     |     |     |     |                   |     |   |   |   |     |      |     |     |     |     |      | .02   |  |  |
| LINDSBORG 3 NE         |                   | .02  | .04 | .03 |     |     |     |      |     |     |     |     |                   |     |   |   |   |     |      |     |     |     |     |      | .04   |  |  |
| LURAY 1 E              |                   | *    | *   | *   | *   | *   | *   |      |     |     |     |     |                   |     |   |   |   |     | .04  | .02 |     |     |     |      | .15   |  |  |
| MORSE                  |                   | .10  | .04 | .05 | .01 | </  |     |      |     |     |     |     |                   |     |   |   |   |     |      |     |     |     |     |      |       |  |  |

### HOURLY PRECIPITATION

| Station                | A. M. Hour Ending |     |      |     |     |     |     |     |     |     |     |     | P. M. Hour Ending |     |      |     |      |     |     |     |     |      |     |      | Total |     |
|------------------------|-------------------|-----|------|-----|-----|-----|-----|-----|-----|-----|-----|-----|-------------------|-----|------|-----|------|-----|-----|-----|-----|------|-----|------|-------|-----|
|                        | 1                 | 2   | 3    | 4   | 5   | 6   | 7   | 8   | 9   | 10  | 11  | 12  | 1                 | 2   | 3    | 4   | 5    | 6   | 7   | 8   | 9   | 10   | 11  | 12   |       |     |
| BEAUMONT               | .04               | .01 |      |     |     |     |     |     |     |     |     |     |                   |     |      |     |      |     |     |     |     |      |     | .66  |       |     |
| BEAVER                 | //                |     |      |     |     |     |     |     |     |     |     |     |                   |     |      |     |      |     |     |     |     | .02  |     | .68  |       |     |
| BIG BOW 4 WSW          | //                |     |      |     |     |     |     |     |     |     |     |     |                   |     |      |     |      |     |     |     |     |      |     | .02  |       |     |
| CASSODAY 1 W           | .04               |     |      |     |     |     |     |     |     |     |     |     |                   |     |      |     |      |     |     |     | .01 | .13  | .05 | .33  |       |     |
| COFFEYVILLE            | .33               |     |      |     |     |     |     |     |     |     |     |     |                   |     |      |     |      |     |     |     |     |      |     | .19  |       |     |
| COLBY 1 SW             |                   |     |      |     |     |     |     |     |     |     |     |     |                   |     |      |     |      |     |     |     | .05 | .49  | .13 | .67  |       |     |
| COLLYER 9 S            |                   |     |      |     |     |     |     |     |     |     |     |     |                   |     |      |     |      |     |     |     |     |      |     | 1.19 |       |     |
| COLUMBUS 6 NNW         |                   | .04 | 1.14 | .01 |     |     |     |     |     |     |     |     |                   |     |      |     |      |     |     |     |     |      |     | 2.30 |       |     |
| ELK CITY 6 SW          | *                 | *   | *    | .10 |     |     |     |     |     |     |     |     |                   |     |      |     |      |     |     |     |     |      | .28 | .28  |       |     |
| ELLIS 10 S             |                   |     |      |     |     |     |     |     |     |     |     |     |                   |     |      |     |      |     |     |     |     |      |     | .06  |       |     |
| FALL RIVER DAM         | .04               | .01 | .01  |     |     |     |     |     |     |     |     |     |                   |     |      |     |      |     |     |     | .05 | .06  |     | .11  |       |     |
| GOODLAND WB AIRPORT    | //                |     |      |     |     |     |     |     |     |     |     |     |                   |     |      |     |      |     |     |     | .03 | .05  | .46 | .02  |       |     |
| HAYS 1 S               |                   |     |      |     |     |     |     |     |     |     |     |     |                   |     |      |     |      |     |     |     | .49 | .19  | .37 | .01  | .08   |     |
| HEALY                  |                   |     |      |     |     |     |     |     |     |     |     |     |                   |     |      |     |      |     |     |     | .01 | .02  | .15 | .71  | .89   |     |
| HILL CITY CAA AP       |                   |     |      |     |     |     |     |     |     |     |     |     |                   |     |      |     |      |     |     |     |     |      |     | .01  | .81   |     |
| IONIA 1 NW             |                   |     |      |     |     |     |     |     |     |     |     |     |                   |     |      |     |      |     |     |     |     |      |     | .56  | .56   |     |
| KANOPOLIS DAM          |                   |     |      |     |     |     |     |     |     |     |     |     |                   |     |      |     |      |     |     |     |     |      | .10 | .67  |       |     |
| LINCOLN 2 NNW SCS 3    |                   |     |      |     |     |     |     |     |     |     |     |     |                   |     |      |     |      |     |     |     |     |      |     | .64  | .64   |     |
| LINDSBORG 3 NE         |                   |     |      |     |     |     |     |     |     |     |     |     |                   |     |      |     |      |     |     |     |     |      |     | .01  | 1.07  |     |
| LURAY 1 E              |                   |     |      |     |     |     |     |     |     |     |     |     |                   |     |      |     |      |     |     |     | .03 | .01  | .34 | .07  | .60   |     |
| MORLAND                |                   |     |      |     |     |     |     |     |     |     |     |     |                   |     |      |     | .03  | .01 |     |     | .09 | .22  | .05 | .12  | .52   |     |
| NORCATUR 2 N           |                   |     |      |     |     |     |     |     |     |     |     |     |                   |     |      |     | .02  | .02 | .15 | .08 |     | .02  | .38 | .05  | .72   |     |
| OAKLEY                 |                   |     |      |     |     |     |     |     |     |     |     |     |                   |     |      |     |      |     |     |     | .03 | .01  | .28 | .01  | .12   |     |
| PHILLIPSBURG           |                   | .10 | .01  | .01 |     |     |     |     |     |     |     |     |                   |     |      |     |      |     |     |     |     |      |     |      | .03   |     |
| TORONTO DAM            | //                |     |      |     |     |     |     |     |     |     |     |     |                   |     |      |     |      |     |     |     |     |      |     |      | .30   |     |
| TRIBUNE 1 W            |                   |     |      |     |     |     |     |     |     |     |     |     |                   |     |      |     |      |     |     |     |     |      |     |      |       |     |
| WALLACE                |                   |     |      |     |     |     |     |     |     |     |     |     |                   |     |      |     |      |     |     |     |     |      |     |      |       |     |
| -14th-                 |                   |     |      |     |     |     |     |     |     |     |     |     |                   |     |      |     |      |     |     |     |     |      |     |      |       |     |
| ALTAMONT               |                   |     |      | .47 | .02 |     |     |     |     |     |     | .35 | .78               | .12 |      | .04 |      |     |     |     |     |      |     |      | 1.29  |     |
| BALDWIN                |                   |     |      |     |     |     |     |     |     |     |     |     |                   |     |      |     |      |     |     |     |     |      |     |      | .49   |     |
| BEATTIE 3 SE SCS 3     |                   |     |      |     |     |     |     |     |     |     |     |     |                   |     |      |     |      |     |     |     |     |      |     |      | .35   |     |
| BEAVER                 | //                | .03 | .29  | .06 |     |     |     |     |     |     |     |     |                   |     |      |     |      |     |     |     |     |      |     |      | .03   |     |
| BIG BOW 4 WSW          | //                |     |      | .51 |     |     |     | .07 | .02 |     |     |     |                   |     |      |     |      |     |     |     |     |      |     |      | .09   |     |
| BURLINGAME             |                   |     |      | .54 |     |     |     |     |     |     |     |     |                   |     |      |     |      |     |     |     |     |      |     |      | .51   |     |
| BURLINGAME 5 NNW SCS 2 |                   |     |      | .54 |     |     |     |     |     |     |     |     |                   |     |      |     |      |     |     |     |     |      |     |      | .54   |     |
| COFFEYVILLE            |                   |     |      |     |     |     |     |     |     |     |     |     |                   |     |      |     |      |     |     |     |     |      |     |      | .74   |     |
| COLUMBUS 6 NNW         |                   |     |      |     |     |     |     |     |     | .32 | .41 | .01 |                   |     | 1.23 | .03 | .03  | .06 | .24 |     |     |      |     |      | 1.66  |     |
| CONCORDIA WB CITY      | //                | .46 | .05  | .02 |     |     |     |     |     |     |     |     |                   |     |      |     |      |     |     |     |     |      |     |      | .53   |     |
| DIAMOND SPRINGS        |                   |     | .20  |     |     |     |     |     |     |     |     |     |                   |     |      |     |      |     |     |     |     |      |     |      | .20   |     |
| DODGE CITY WB AIRPORT  | //                | .05 |      |     |     |     |     |     |     |     |     |     |                   |     |      |     |      |     |     |     |     |      |     | .01  | .01   |     |
| ELLIS 10 S             |                   |     |      |     |     |     |     |     |     |     |     |     |                   |     |      |     |      |     |     |     |     |      |     |      | .05   |     |
| EMPORIA CAA AP         |                   |     | .17  |     |     |     |     |     |     |     |     |     |                   |     |      |     |      |     |     |     |     |      |     |      | .17   |     |
| FALL RIVER DAM         |                   |     |      | .02 |     |     |     |     |     |     |     |     |                   |     |      |     |      |     |     |     |     |      |     |      | .02   |     |
| FRANKFORT              |                   | .05 | .10  |     |     |     |     |     |     |     |     |     |                   |     |      |     |      |     |     |     | .01 | .04  | .01 | .01  | .15   |     |
| GARDEN CITY CAA AP     | //                |     |      |     |     |     |     |     |     |     |     |     |                   |     |      |     |      |     |     |     |     |      |     |      | .06   |     |
| GARDEN CITY EXP STA    | //                |     |      |     |     |     |     |     |     |     |     |     |                   |     |      | .02 |      |     |     |     | .02 |      |     |      | .02   |     |
| GOODLAND WB AIRPORT    |                   |     | .12  |     |     |     |     |     |     |     |     |     |                   |     |      |     |      |     |     |     |     |      |     |      | .12   |     |
| HARRIS 1 S             |                   |     | .01  | .01 | .01 |     |     |     |     |     |     |     |                   |     |      |     |      |     |     |     |     |      |     |      | .47   |     |
| HILL CITY CAA AP       |                   | .01 | .01  | .01 |     |     |     |     |     |     |     |     |                   |     |      |     |      |     |     |     |     |      |     |      | .05   |     |
| HORTON                 |                   | .01 | .01  | .01 |     |     |     |     |     |     |     |     |                   |     |      |     |      |     |     |     |     |      |     |      | .05   |     |
| HORTON 3 NW SCS 1      |                   | .05 | .45  |     |     |     |     |     |     |     |     |     |                   |     |      |     |      |     |     |     |     |      |     |      | .65   |     |
| IONIA 1 NW             |                   | .13 | .06  | .01 |     |     |     |     |     |     |     |     |                   |     |      |     |      |     |     |     |     |      |     |      | .14   |     |
| JUNCTION CITY          |                   | .17 | .06  |     |     |     |     |     |     |     |     |     |                   |     |      |     |      |     |     |     |     |      |     |      | .23   |     |
| KANOPOLIS DAM          |                   | .01 |      |     |     |     |     |     |     |     |     |     |                   |     |      |     |      |     |     |     |     |      |     |      | .01   |     |
| LINCOLN 2 NNW SCS 3    |                   | .01 |      |     |     |     |     |     |     |     |     |     |                   |     |      |     |      |     |     |     |     |      |     |      | .01   |     |
| LURAY 1 E              |                   |     | .61  |     |     |     |     |     |     |     |     |     |                   |     |      |     |      |     |     |     |     |      |     |      | .61   |     |
| MANHATTAN AGRO FARM    |                   |     | .38  | .03 |     |     |     |     |     |     |     |     |                   |     |      |     |      |     |     |     |     |      |     |      | .70   |     |
| MARYSVILLE             |                   | *   | *    | *   |     |     | .70 |     |     |     |     |     |                   |     |      |     |      |     |     |     |     |      |     |      | .09   |     |
| MORSE                  |                   |     |      |     |     |     |     |     |     |     |     |     |                   |     |      |     |      |     |     |     |     |      |     |      | .09   |     |
| OTTAWA                 |                   |     |      |     | .09 |     |     |     |     |     |     |     |                   |     |      |     |      |     |     |     |     |      |     |      | .39   |     |
| PHILLIPSBURG           |                   | .01 | .01  | .01 |     |     |     |     |     |     |     |     |                   |     |      |     |      |     |     |     |     |      |     |      | .27   |     |
| READING                |                   |     | .39  |     |     |     |     |     |     |     |     |     |                   |     |      |     |      |     |     |     |     |      |     |      | .75   |     |
| SABETHA LAKE           |                   |     | .23  | .04 |     |     |     |     |     |     |     |     |                   |     |      |     |      |     |     |     |     |      |     |      | .64   |     |
| SALINA CAA AP          |                   | .70 | .05  |     |     |     |     |     |     |     |     |     |                   |     |      |     |      |     |     |     |     |      |     |      | .68   |     |
| TOPEKA WB AP           | //                |     | .62  | .02 |     |     |     |     |     |     |     |     |                   |     |      |     |      |     |     |     |     |      |     |      | .02   |     |
| TOPEKA WB CITY         | //                |     | .68  |     |     |     |     |     |     |     |     |     |                   |     |      |     |      |     |     |     |     |      |     |      | .14   |     |
| TORONTO DAM            |                   |     |      | .02 |     |     |     |     |     |     |     |     |                   |     |      |     |      |     |     |     |     |      | .08 | .06  | .14   |     |
| TRIBUNE 1 W            | //                |     |      |     |     |     |     |     |     |     |     |     |                   |     |      |     |      |     |     |     |     |      |     |      |       |     |
| -15th-                 |                   |     |      |     |     |     |     |     |     |     |     |     |                   |     |      |     |      |     |     |     |     |      |     |      |       |     |
| ACHILLES               |                   |     |      |     |     |     |     |     |     |     |     |     |                   |     |      |     |      |     |     |     |     |      |     |      | .15   |     |
| BEATTIE 3 SE SCS 3     | //                |     |      |     |     |     |     | .09 |     |     |     | .02 | .13               |     |      |     |      |     |     |     |     |      |     |      | .09   |     |
| BEAVER                 |                   |     |      |     |     |     |     |     |     |     |     |     |                   |     |      |     |      |     |     |     |     | .30  | .16 | .46  | 1.04  |     |
| COLBY 1 SW             |                   | .01 | .02  | .06 |     |     |     |     |     |     |     |     |                   |     |      |     |      |     |     |     |     |      |     |      | .09   |     |
| COLLYER 9 S            |                   |     |      |     |     |     |     |     |     |     |     |     |                   |     |      |     |      |     |     |     |     |      |     |      | .28   |     |
| CONCORDIA WB CITY      | //                |     |      |     |     |     |     | .04 | .01 |     |     |     |                   |     |      |     |      |     |     |     |     |      |     |      | .05   |     |
| ELLIS 10 S             |                   |     |      |     |     |     |     |     |     |     |     |     |                   |     |      |     |      |     |     |     |     |      |     |      | .30   |     |
| FRANKFORT              |                   |     |      |     |     |     |     |     |     |     |     |     |                   |     |      |     |      |     |     |     |     | .21  | .18 | .22  | .03   |     |
| GOODLAND WB AIRPORT    | //                |     |      |     |     |     |     |     | .02 | .17 | .03 |     |                   |     |      |     |      |     |     |     |     |      |     |      | .27   |     |
| HAYS 1 S               |                   | .01 | .03  | .01 | .02 | .01 | .05 |     |     |     |     |     |                   |     |      |     |      |     |     |     |     | .01  |     |      | .04   |     |
| HEALY                  |                   | .01 | .01  | .01 | .02 | .01 | .03 |     |     |     |     |     |                   |     |      |     |      |     |     |     |     |      |     |      | 1.03  |     |
| HILL CITY CAA AP       |                   |     |      |     |     |     |     |     |     |     |     |     |                   |     |      |     |      |     |     |     |     |      |     |      | .08   |     |
| IONIA 1 NW             |                   |     |      |     |     |     |     |     |     |     |     |     |                   |     |      |     |      |     |     |     |     |      |     |      | .40   |     |
| LURAY 1 E              |                   |     |      |     |     |     |     |     |     |     |     |     |                   |     |      |     |      |     |     |     |     |      |     |      | 3.06  |     |
| MORLAND                |                   |     | .01  | .04 | .02 | .12 | .01 | .03 | .19 | .47 | .08 | .01 |                   |     |      | .09 | 2.16 | .54 | .22 |     |     |      |     |      | 3.58  |     |
| NORCATUR 2 N           |                   |     | .02  | .01 | .01 | .02 | .12 | .05 | .03 | .19 | .47 | .08 | .01               |     |      | .01 | .06  | .20 | .01 | .08 | .32 | 1.60 | .01 | .37  | .82   |     |
| OAKLEY                 |                   |     |      |     |     |     |     |     |     |     |     |     |                   |     |      | .01 | *    | *   | *   | *   | *   | *    | .72 |      | .01   |     |
| PHILLIPSBURG           |                   |     |      |     |     |     |     |     |     |     |     |     |                   |     |      | .17 | .30  | .90 | .85 | .20 |     |      |     |      | 2.76  |     |
| SABETHA LAKE           |                   |     |      |     |     |     |     |     |     |     |     |     |                   |     |      |     |      |     |     |     |     |      |     |      | .55   |     |
| SALINA CAA AP          |                   |     |      |     |     |     |     |     |     |     |     |     |                   |     |      |     |      |     |     |     |     | .13  | .07 | .80  | .21   | .18 |
| WALLACE                |                   |     |      |     |     |     |     |     |     |     |     |     |                   |     |      |     |      |     |     |     |     |      |     |      | 1.28  |     |
| -16th-                 |                   |     |      |     |     |     |     |     |     |     |     |     |                   |     |      |     |      |     |     |     |     |      |     |      |       |     |
| ACHILLES               |                   |     |      |     |     |     |     |     |     |     |     |     |                   |     |      |     |      |     |     |     |     |      |     |      | .02   |     |
| BAZINE 13 SSW          | //                |     |      |     |     |     | .02 |     |     |     |     |     |                   |     |      |     |      |     |     |     |     |      |     |      | .39   |     |
| BIG BOW 4 WSW          | //                |     |      |     |     |     |     |     |     |     |     |     |                   |     |      |     |      |     |     |     |     |      |     |      | .85   |     |
| COLBY 1 SW             |                   | .29 | .08  | .12 | .13 | .02 | .01 | .01 |     |     |     |     |                   |     |      |     | .15  | .21 | .03 | .56 | .03 |      |     |      | 1.80  |     |
| COLLYER 9 S            |                   |     |      |     |     |     |     |     |     |     |     |     |                   |     |      |     |      |     |     |     |     |      |     |      | .60   |     |
| ELKHART 9 N            |                   |     |      |     |     |     |     |     |     |     |     |     |                   |     |      |     |      |     |     |     |     |      |     |      |       |     |











# HOURLY PRECIPITATION

KANSAS  
JUNE 1957

| Station       | A. M. Hour Ending |     |     |     |     |   |   |   |   |    |    |    | P. M. Hour Ending |   |   |   |   |   |     |     |   |    |    |    | Total |
|---------------|-------------------|-----|-----|-----|-----|---|---|---|---|----|----|----|-------------------|---|---|---|---|---|-----|-----|---|----|----|----|-------|
|               | 1                 | 2   | 3   | 4   | 5   | 6 | 7 | 8 | 9 | 10 | 11 | 12 | 1                 | 2 | 3 | 4 | 5 | 6 | 7   | 8   | 9 | 10 | 11 | 12 |       |
| TORONTO DAM   | .08               | .02 |     |     |     |   |   |   |   |    |    |    |                   |   |   |   |   |   |     |     |   |    |    |    | .10   |
| WALLACE       |                   |     |     |     |     |   |   |   |   |    |    |    |                   |   |   |   |   |   |     |     |   |    |    |    | .55   |
| WICHITA WB AP | //                | .22 | .17 | .07 | .02 |   |   |   |   |    |    |    |                   |   |   |   |   |   | .36 | .19 |   |    |    |    | .48   |





# HOURLY PRECIPITATION

OKLAHOMA  
JUNE 1957

| Station              | A. M. Hour Ending |     |     |     |     |     |     |     |     |     |     |     | P. M. Hour Ending |   |   |   |   |   |     |     |     |     |     |      | Total |     |     |     |     |     |      |     |      |     |     |      |     |     |
|----------------------|-------------------|-----|-----|-----|-----|-----|-----|-----|-----|-----|-----|-----|-------------------|---|---|---|---|---|-----|-----|-----|-----|-----|------|-------|-----|-----|-----|-----|-----|------|-----|------|-----|-----|------|-----|-----|
|                      | 1                 | 2   | 3   | 4   | 5   | 6   | 7   | 8   | 9   | 10  | 11  | 12  | 1                 | 2 | 3 | 4 | 5 | 6 | 7   | 8   | 9   | 10  | 11  | 12   |       |     |     |     |     |     |      |     |      |     |     |      |     |     |
| -3d-                 |                   |     |     |     |     |     |     |     |     |     |     |     |                   |   |   |   |   |   |     |     |     |     |     |      |       |     |     |     |     |     |      |     |      |     |     |      |     |     |
| ADAIR 5 SW           |                   |     |     | .02 | .03 | .03 | .02 |     |     |     |     |     |                   |   |   |   |   |   | .01 | .02 | .04 | .03 | .02 | .02  | .24   |     |     |     |     |     |      |     |      |     |     |      |     |     |
| ALTUS 7 NE           |                   |     |     | .03 | .01 | .01 |     |     |     |     | .03 | .07 | .05               |   |   |   |   |   | .02 | .02 | .03 | .01 | .06 | .12  | .02   | .69 |     |     |     |     |      |     |      |     |     |      |     |     |
| AMES                 | .04               | .05 | .06 |     |     |     |     |     |     |     |     |     |                   |   |   |   |   |   | .03 | .03 | .02 | .02 | .03 | .02  | .01   | .17 |     |     |     |     |      |     |      |     |     |      |     |     |
| ANTHON               | .01               | .08 | .03 | .08 | .07 | .04 | .04 | .05 | .01 |     |     |     |                   |   |   |   |   |   | .01 | .01 | .03 | .01 | .02 | .02  | .01   | .17 |     |     |     |     |      |     |      |     |     |      |     |     |
| ANTLERS              |                   |     |     | .02 | .10 | .12 | .01 | .09 | .02 | .04 | .14 | .06 |                   |   |   |   |   |   | .02 | .01 | .05 | .03 | .58 | 2.00 | .11   | .01 | .01 | .05 | .13 | .02 | 3.62 |     |      |     |     |      |     |     |
| ARDMORE CAA AP       |                   |     | .01 | .04 | .08 | .07 | .05 | .01 |     |     |     |     |                   |   |   |   |   |   | .02 | .01 | .01 | .43 | .01 | .04  | .21   | .09 |     |     |     |     | 1.06 |     |      |     |     |      |     |     |
| BENGAL               | .02               | .02 | .01 | .02 | .03 | .22 | .13 | .35 | .12 |     |     | .01 | .01               |   |   |   |   |   | .02 | .02 | .02 | .01 | .01 | .01  | .01   | .01 | .01 | .01 | .01 | .01 | .88  |     |      |     |     |      |     |     |
| CANEY 1 E            | .05               | .02 | .04 | .03 | .01 | .07 |     |     |     |     |     |     |                   |   |   |   |   |   | .02 | .01 | .01 | .43 | .01 | .04  | .21   | .09 |     |     |     |     | 1.06 |     |      |     |     |      |     |     |
| CARTER TOWER         |                   |     | .01 | .03 | .06 | .04 | .12 | .14 | .09 | .01 |     |     |                   |   |   |   |   |   | .01 | .04 | .02 | .01 | .01 | .01  | .01   | .01 | .01 | .01 | .01 | .01 | .88  |     |      |     |     |      |     |     |
| CHANDLER 1 E         |                   |     | .01 | .10 | .08 | .02 | .01 | .04 | .01 |     |     |     |                   |   |   |   |   |   | .01 | .04 | .02 | .01 | .01 | .01  | .01   | .01 | .01 | .01 | .01 | .01 | .88  |     |      |     |     |      |     |     |
| CLEVELAND            |                   |     | .01 | .03 | .01 | .01 | .04 | .02 | .07 | .06 | .01 | .02 | .01               |   |   |   |   |   | .01 | .01 | .01 | .02 | .03 | .05  | .01   | .01 | .01 | .01 | .01 | .01 | .18  |     |      |     |     |      |     |     |
| DUNCAN 1 SSW         | .01               | .03 | .01 | .02 | .06 | .05 | .02 | .01 | .03 | .07 | .06 | .01 | .02               |   |   |   |   |   | .02 | .02 | .02 | .01 | .01 | .01  | .01   | .01 | .01 | .01 | .01 | .01 | .31  |     |      |     |     |      |     |     |
| ELK CITY 2 SSE       | .02               |     | .02 | .14 | .03 | .03 | .03 | .01 | .08 | .04 | .06 | .26 |                   |   |   |   |   |   | .02 | .01 | .03 | .01 |     | .01  | .01   | .01 | .01 | .01 | .01 | .01 | .44  |     |      |     |     |      |     |     |
| EUFULA DAM           | .02               | .01 | .02 | .02 | .01 | .01 | .03 | .11 | .13 | .07 | .01 |     |                   |   |   |   |   |   | .01 | .01 | .05 | .01 | .01 | .13  |       |     |     |     |     | .06 | .03  | .01 | .44  |     |     |      |     |     |
| FORT COBB            |                   |     |     |     |     |     |     |     |     |     |     |     |                   |   |   |   |   |   | .01 | .01 | .03 | .01 |     | .01  | .13   |     |     |     |     |     | .06  | .03 | .01  | .44 |     |      |     |     |
| FORT GIBSON DAM      |                   |     |     |     | .20 |     |     |     |     |     |     |     |                   |   |   |   |   |   | .01 | .01 | .03 | .01 |     | .01  | .13   |     |     |     |     |     | .06  | .03 | .01  | .44 |     |      |     |     |
| GEARY                | .03               | .03 | .01 | .02 | .05 | .02 | .01 | .01 | .04 |     |     |     |                   |   |   |   |   |   | .07 | .01 | .02 | .03 | .03 | .10  | .01   | .03 | .02 | .02 | .02 | .02 | .02  | .01 | .02  | .30 |     |      |     |     |
| GRAND RIVER DAM      | .01               | .01 |     | .02 | .06 | .05 | .02 | .01 | .03 | .07 | .06 | .01 | .02               |   |   |   |   |   | .01 | .02 | .02 | .01 | .01 | .01  | .01   | .01 | .01 | .01 | .01 | .01 | .01  | .01 | .47  |     |     |      |     |     |
| HEAVENER EXP FARM    | .09               | .02 |     | .03 | .03 | .02 | .05 | .02 | .06 | .06 | .03 |     |                   |   |   |   |   |   | .03 | .03 | .02 | .02 | .02 | .02  | .02   | .02 | .02 | .02 | .02 | .02 | .02  | .02 | .01  | .02 | .15 |      |     |     |
| HENNEPIN             |                   |     |     | .01 | .08 | .01 | .05 | .05 | .04 | .01 |     |     |                   |   |   |   |   |   | .03 | .03 | .02 | .02 | .02 | .02  | .02   | .02 | .02 | .02 | .02 | .02 | .02  | .02 | .02  | .15 |     |      |     |     |
| HEYBURN DAM          |                   |     |     |     |     |     |     |     |     |     |     |     |                   |   |   |   |   |   |     | .10 | .02 | .01 | .01 | .01  | .01   | .01 | .01 | .01 | .01 | .01 | .01  | .01 | .01  | .29 |     |      |     |     |
| HOBART               | .01               | .01 |     | .02 | .02 | .02 | .01 | .01 | .01 | .01 | .01 | .01 | .01               |   |   |   |   |   | .01 | .01 | .03 | .01 | .04 | .03  |       |     |     |     |     |     |      | .04 | .02  | .56 |     |      |     |     |
| HUGO                 |                   |     |     | .10 | .07 | .21 | .22 | .12 | .03 |     |     |     |                   |   |   |   |   |   | .02 | .02 | .02 | .05 | .01 | .03  | .04   | .03 | .04 | .43 | .30 |     |      |     | 1.69 |     |     |      |     |     |
| HULAH DAM            |                   |     |     |     |     |     |     |     |     |     |     |     |                   |   |   |   |   |   | .04 | .08 | .07 |     |     |      |       |     |     |     |     |     |      | .01 | .01  | .02 | .02 | .01  | .02 | .30 |
| KINGSTON             | .01               | .02 | .04 |     |     |     |     |     |     |     |     |     |                   |   |   |   |   |   |     | .01 | .01 | .03 | .03 | .10  | .01   | .03 | .02 | .02 | .02 | .02 | .02  | .02 | .02  | .01 | .02 | .47  |     |     |
| LAKE OVERHOLSER      |                   |     | .01 |     |     | .01 | .03 | .11 | .03 | .01 |     |     |                   |   |   |   |   |   | .07 | .02 | .01 | .01 | .04 | .03  |       |     |     |     |     |     |      |     | .01  | .01 | .02 | .30  |     |     |
| MAYFIELD             | .04               | .04 | .02 | .04 | .01 | .05 | .07 | .02 | .01 | .01 | .04 | .03 |                   |   |   |   |   |   | .01 | .04 | .04 | .01 | .01 | .07  | .02   | .01 | .02 | .02 | .02 | .02 | .02  | .02 | .02  | .01 | .01 | .40  |     |     |
| MC ALESTER 4 W       | .01               | .01 | .01 | .03 | .02 | .02 | .04 | .04 | .02 | .25 | .17 | .08 |                   |   |   |   |   |   | .02 | .02 | .02 | .01 | .01 | .02  | .01   | .02 | .02 | .02 | .02 | .02 | .02  | .02 | .02  | .02 | .01 | .01  | .43 |     |
| MUSKOGEE             |                   |     |     | .11 | .03 |     |     |     |     |     |     |     |                   |   |   |   |   |   | .03 | .01 | .02 | .11 | .02 | .05  | .08   |     |     |     |     |     |      |     |      | .01 | .01 | .70  |     |     |
| NINNEKAH             | .01               | .03 | .01 | .01 | .09 | .35 | .17 | .04 | .04 | .02 |     |     |                   |   |   |   |   |   | .03 | .01 | .02 | .11 | .02 | .05  | .08   |     |     |     |     |     |      |     |      | .01 | .01 | .40  |     |     |
| OILTON 2 SE          |                   |     |     | .02 | .02 | .01 | .01 |     |     |     |     |     |                   |   |   |   |   |   | .02 | .02 | .01 | .01 | .01 | .01  | .01   | .01 | .01 | .01 | .01 | .01 | .01  | .01 | .01  | .01 | .01 | .70  |     |     |
| OKEMAH               |                   |     |     | .01 | .01 | .06 | .40 | .14 | .01 | .02 | .03 | .09 |                   |   |   |   |   |   | .06 | .02 | .04 | .01 | .03 | .05  | .03   |     |     |     |     |     |      |     | .01  | .05 | .95 |      |     |     |
| OKLA CITY WB AP      |                   |     |     | .01 | .01 | .01 | .05 | .15 | .19 | .01 | .01 |     |                   |   |   |   |   |   | .03 | .01 | .02 | .02 | .01 | .02  | .01   | .01 | .01 | .01 | .01 | .01 | .01  | .01 | .01  | .01 | .01 | .54  |     |     |
| OLOGAH DAM           |                   |     |     |     |     |     |     |     |     |     |     |     |                   |   |   |   |   |   | .01 | .02 | .12 | .02 | .02 | .03  | .05   | .05 | .05 | .02 | *   | *   | *    | *   | *    | *   | .20 |      |     |     |
| ORLANDO 3 E          |                   |     | .01 | .03 | .04 | .01 | .02 | .06 | .01 | .01 | .04 | .02 |                   |   |   |   |   |   | .05 | .01 | .03 | .04 | .01 | .02  | .01   | .01 | .01 | .01 | .01 | .01 | .01  | .01 | .01  | .01 | .01 | .39  |     |     |
| PAOLI 1 NW           |                   |     |     |     |     | .03 | .03 | .04 | .05 | .04 | .04 | .02 |                   |   |   |   |   |   | .02 | .03 | .03 | .04 | .01 | .02  | .01   | .01 | .01 | .01 | .01 | .01 | .01  | .01 | .01  | .01 | .01 | .20  |     |     |
| PAWUSKA              |                   |     |     |     |     |     |     |     |     |     |     |     |                   |   |   |   |   |   | .05 | .01 | .03 | .04 | .01 | .02  | .01   | .01 | .01 | .01 | .01 | .01 | .01  | .01 | .01  | .01 | .01 | .19  |     |     |
| PANTEE 6 NW          |                   |     |     |     |     |     |     |     |     |     |     |     |                   |   |   |   |   |   | .02 | .03 | .01 | .01 | .01 | .01  | .01   | .01 | .01 | .01 | .01 | .01 | .01  | .01 | .01  | .01 | .01 | .05  | .05 |     |
| PONCA CITY           |                   |     |     |     |     |     |     |     |     |     |     |     |                   |   |   |   |   |   | .01 | .03 | .01 | .03 | .01 | .03  | .01   | .03 | .01 | .03 | .01 | .03 | .01  | .03 | .01  | .03 | .01 | .03  | .19 |     |
| REYDON 5 NE          | .06               | .02 | .07 | .09 | .15 | .08 | .08 | .08 | .04 | .03 |     |     |                   |   |   |   |   |   | .01 | .02 | .12 | .02 | .02 | .03  | .05   | .05 | .05 | .02 | *   | *   | *    | *   | *    | *   | .05 | .05  |     |     |
| ROFF                 |                   |     |     | *   | *   | *   | *   | *   | *   | *   | *   | *   | *                 | * | * | * | * | * | *   | *   | *   | *   | *   | *    | *     | *   | *   | *   | *   | *   | *    | *   | *    | *   | *   | *    | .19 |     |
| ROLL                 | .03               | .08 | .09 | .07 | .05 | .08 | .09 | .02 | .01 |     |     |     |                   |   |   |   |   |   | .02 | .02 | .01 | .01 | .01 | .01  | .01   | .01 | .01 | .01 | .01 | .01 | .01  | .01 | .01  | .01 | .01 | .56  |     |     |
| ROSE                 |                   |     |     |     |     |     |     |     |     |     |     |     |                   |   |   |   |   |   | .01 | .01 | .03 | .03 | .04 | .04  | .03   | .01 | .01 | .01 | .01 | .01 | .01  | .01 | .01  | .01 | .01 | .17  |     |     |
| SNOMAC               |                   |     |     |     |     | .01 | .24 | .05 | .09 | .03 | .18 | .10 |                   |   |   |   |   |   | .14 | .11 | .02 | .02 | .01 | .01  | .03   | .04 | .04 | .03 | .01 | .01 | .01  | .01 | .01  | .01 | .01 | 1.00 |     |     |
| STIGLER              |                   |     |     | .02 | .01 |     | .02 | .09 | .04 | .02 | .20 | .03 |                   |   |   |   |   |   | .02 | .05 | .01 | .01 | .01 | .01  | .01   | .01 | .01 | .01 | .01 | .01 | .01  | .01 | .01  | .01 | .01 | .15  |     |     |
| STILLWATER 3 N       |                   |     | .01 | .01 |     |     |     |     |     |     |     |     |                   |   |   |   |   |   | .01 | .01 | .02 | .01 | .01 | .01  | .01   | .01 | .01 | .01 | .01 | .01 | .01  | .01 | .01  | .01 | .01 | .15  |     |     |
| TENKILLER FERRY DAM  |                   |     |     | .05 | .03 | .01 |     |     |     |     |     |     |                   |   |   |   |   |   | .13 | .02 | .02 | .01 | .09 | .02  | .02   | .02 | .02 | .06 | .03 |     |      |     |      |     | .36 |      |     |     |
| TULSA WB AP          |                   |     |     |     |     |     |     |     |     |     |     |     |                   |   |   |   |   |   | .01 | .01 | .01 | .01 | .01 | .01  | .01   | .01 | .01 | .01 | .01 | .01 | .01  | .01 | .01  | .01 | .01 | .14  |     |     |
| TUSKAHOMA            | .02               | .04 | .03 | .01 | .01 | .16 | .16 | .18 | .05 | .02 | .03 | .01 |                   |   |   |   |   |   | .01 | .01 | .01 | .01 | .02 | .02  | .03   | .03 | .03 | .03 | .03 | .03 | .03  | .03 | .03  | .03 | .03 | .14  |     |     |
| WEST BRANCH          |                   |     |     | .01 | .01 |     | .02 | .02 | .01 |     |     |     |                   |   |   |   |   |   | .02 | .02 | .01 | .01 | .01 | .01  | .01   | .01 | .01 | .01 | .01 | .01 | .01  | .01 | .01  | .01 | .01 | .01  | .73 |     |
| WICHITA MT WILD LIFE | .05               | .05 | .02 | .02 |     |     | .01 |     | .02 | .07 | .09 | .02 |                   |   |   |   |   |   | .01 | .01 | .02 | .01 | .01 | .02  | .01   | .01 | .02 | .01 | .04 | .02 | .03  | .26 | .02  | .01 | .01 | .71  |     |     |
| -4th-                |                   |     |     |     |     |     |     |     |     |     |     |     |                   |   |   |   |   |   |     |     |     |     |     |      |       |     |     |     |     |     |      |     |      |     |     |      |     |     |
| ADAIR 5 SW           |                   |     |     |     | .01 | .02 | .03 |     |     |     |     |     |                   |   |   |   |   |   |     |     |     |     |     |      |       |     |     |     |     |     |      |     |      |     | .06 |      |     |     |
| ALTUS 7 NE           |                   |     |     | .01 | .02 | .05 | .02 |     |     |     |     |     |                   |   |   |   |   |   |     | .01 | .02 | .05 | .02 |      |       |     |     |     |     |     |      |     |      |     | .12 |      |     |     |
| ANTHON               | .01               | .01 | .01 | .01 | .01 |     |     |     |     |     |     |     |                   |   |   |   |   |   | .05 | .02 |     |     | .02 | .11  | .02   |     |     |     |     |     |      |     |      |     | .24 |      |     |     |
| ARDMORE CAA AP       |                   |     |     | .01 | .01 |     |     |     |     |     |     |     |                   |   |   |   |   |   | .01 | .01 | .01 | .01 | .01 | .01  | .01   | .01 | .01 | .01 | .01 | .01 | .01  | .01 | .01  | .01 | .01 | .03  |     |     |
| BENGAL               | .03               | .01 | .01 | .01 |     |     | .34 | .10 | .05 |     |     |     |                   |   |   |   |   |   | .03 | .03 | .03 | .03 | .03 | .03  | .03   | .03 | .03 | .03 | .03 | .03 | .03  | .03 | .03  | .03 | .03 | .86  |     |     |
| CANEY 1 E            | .06               | .25 | .21 | .01 | .01 |     |     | .03 | .12 | .1  |     |     |                   |   |   |   |   |   |     |     |     |     |     |      |       |     |     |     |     |     |      |     |      |     |     |      |     |     |

# HOURLY PRECIPITATION

OKLAHOMA  
JUNE 1957

| Station               | A. M. Hour Ending |   |   |   |   |   |   |   |   |    |    |    | P. M. Hour Ending |     |     |   |   |   |   |   |   |    |     |     | Total |     |     |  |  |  |  |     |     |     |  |  |  |  |  |  |     |     |     |     |     |     |     |  |  |     |     |     |     |     |  |  |  |  |     |     |     |     |     |  |  |  |  |  |  |  |  |  |  |  |  |  |  |  |  |  |  |  |  |  |  |  |  |  |  |  |  |  |  |  |  |  |  |  |  |  |  |  |  |
|-----------------------|-------------------|---|---|---|---|---|---|---|---|----|----|----|-------------------|-----|-----|---|---|---|---|---|---|----|-----|-----|-------|-----|-----|--|--|--|--|-----|-----|-----|--|--|--|--|--|--|-----|-----|-----|-----|-----|-----|-----|--|--|-----|-----|-----|-----|-----|--|--|--|--|-----|-----|-----|-----|-----|--|--|--|--|--|--|--|--|--|--|--|--|--|--|--|--|--|--|--|--|--|--|--|--|--|--|--|--|--|--|--|--|--|--|--|--|--|--|--|--|
|                       | 1                 | 2 | 3 | 4 | 5 | 6 | 7 | 8 | 9 | 10 | 11 | 12 | 1                 | 2   | 3   | 4 | 5 | 6 | 7 | 8 | 9 | 10 | 11  | 12  |       |     |     |  |  |  |  |     |     |     |  |  |  |  |  |  |     |     |     |     |     |     |     |  |  |     |     |     |     |     |  |  |  |  |     |     |     |     |     |  |  |  |  |  |  |  |  |  |  |  |  |  |  |  |  |  |  |  |  |  |  |  |  |  |  |  |  |  |  |  |  |  |  |  |  |  |  |  |  |
|                       |                   |   |   |   |   |   |   |   |   |    |    |    | .02               | .22 | .01 |   |   |   |   |   |   |    |     |     |       | .25 |     |  |  |  |  |     |     |     |  |  |  |  |  |  |     |     |     |     |     |     |     |  |  |     |     |     |     |     |  |  |  |  |     |     |     |     |     |  |  |  |  |  |  |  |  |  |  |  |  |  |  |  |  |  |  |  |  |  |  |  |  |  |  |  |  |  |  |  |  |  |  |  |  |  |  |  |  |
| ROFF                  |                   |   |   |   |   |   |   |   |   |    |    |    | .02               | .22 | .01 |   |   |   |   |   |   |    |     |     | .25   |     |     |  |  |  |  |     |     |     |  |  |  |  |  |  |     |     |     |     |     |     |     |  |  |     |     |     |     |     |  |  |  |  |     |     |     |     |     |  |  |  |  |  |  |  |  |  |  |  |  |  |  |  |  |  |  |  |  |  |  |  |  |  |  |  |  |  |  |  |  |  |  |  |  |  |  |  |  |
| SNOMAC                |                   |   |   |   |   |   |   |   |   |    |    |    | .55               | .10 |     |   |   |   |   |   |   |    |     | .65 |       |     |     |  |  |  |  |     |     |     |  |  |  |  |  |  |     |     |     |     |     |     |     |  |  |     |     |     |     |     |  |  |  |  |     |     |     |     |     |  |  |  |  |  |  |  |  |  |  |  |  |  |  |  |  |  |  |  |  |  |  |  |  |  |  |  |  |  |  |  |  |  |  |  |  |  |  |  |  |
| -8th-                 |                   |   |   |   |   |   |   |   |   |    |    |    |                   |     |     |   |   |   |   |   |   |    |     |     |       |     |     |  |  |  |  |     |     |     |  |  |  |  |  |  |     |     |     |     |     |     |     |  |  |     |     |     |     |     |  |  |  |  |     |     |     |     |     |  |  |  |  |  |  |  |  |  |  |  |  |  |  |  |  |  |  |  |  |  |  |  |  |  |  |  |  |  |  |  |  |  |  |  |  |  |  |  |  |
| AMES                  |                   |   |   |   |   |   |   |   |   |    |    |    | .06               | .11 |     |   |   |   |   |   |   |    |     | .17 |       |     |     |  |  |  |  |     |     |     |  |  |  |  |  |  |     |     |     |     |     |     |     |  |  |     |     |     |     |     |  |  |  |  |     |     |     |     |     |  |  |  |  |  |  |  |  |  |  |  |  |  |  |  |  |  |  |  |  |  |  |  |  |  |  |  |  |  |  |  |  |  |  |  |  |  |  |  |  |
| BOISE CITY            | //                |   |   |   |   |   |   |   |   |    |    |    |                   |     |     |   |   |   |   |   |   |    | .10 | .05 | .07   | .22 |     |  |  |  |  |     |     |     |  |  |  |  |  |  |     |     |     |     |     |     |     |  |  |     |     |     |     |     |  |  |  |  |     |     |     |     |     |  |  |  |  |  |  |  |  |  |  |  |  |  |  |  |  |  |  |  |  |  |  |  |  |  |  |  |  |  |  |  |  |  |  |  |  |  |  |  |  |
| EVA                   | //                |   |   |   |   |   |   |   |   |    |    |    |                   |     |     |   |   |   |   |   |   |    | .09 | .02 | .03   | .14 |     |  |  |  |  |     |     |     |  |  |  |  |  |  |     |     |     |     |     |     |     |  |  |     |     |     |     |     |  |  |  |  |     |     |     |     |     |  |  |  |  |  |  |  |  |  |  |  |  |  |  |  |  |  |  |  |  |  |  |  |  |  |  |  |  |  |  |  |  |  |  |  |  |  |  |  |  |
| FORT SUPPLY DAM       | //                |   |   |   |   |   |   |   |   |    |    |    |                   |     |     |   |   |   |   |   |   |    | .26 | .05 | .01   | .01 | .33 |  |  |  |  |     |     |     |  |  |  |  |  |  |     |     |     |     |     |     |     |  |  |     |     |     |     |     |  |  |  |  |     |     |     |     |     |  |  |  |  |  |  |  |  |  |  |  |  |  |  |  |  |  |  |  |  |  |  |  |  |  |  |  |  |  |  |  |  |  |  |  |  |  |  |  |  |
| GOODWELL              | //                |   |   |   |   |   |   |   |   |    |    |    |                   |     |     |   |   |   |   |   |   |    |     |     |       |     |     |  |  |  |  | .03 |     |     |  |  |  |  |  |  |     |     |     |     |     |     |     |  |  |     |     |     |     |     |  |  |  |  |     |     |     |     |     |  |  |  |  |  |  |  |  |  |  |  |  |  |  |  |  |  |  |  |  |  |  |  |  |  |  |  |  |  |  |  |  |  |  |  |  |  |  |  |  |
| GREAT SALT PLAINS DAM | //                |   |   |   |   |   |   |   |   |    |    |    |                   |     |     |   |   |   |   |   |   |    |     |     |       |     |     |  |  |  |  | .31 | .05 | .36 |  |  |  |  |  |  |     |     |     |     |     |     |     |  |  |     |     |     |     |     |  |  |  |  |     |     |     |     |     |  |  |  |  |  |  |  |  |  |  |  |  |  |  |  |  |  |  |  |  |  |  |  |  |  |  |  |  |  |  |  |  |  |  |  |  |  |  |  |  |
| HULAH DAM             | //                |   |   |   |   |   |   |   |   |    |    |    |                   |     |     |   |   |   |   |   |   |    |     |     |       |     |     |  |  |  |  | .09 | .01 | .10 |  |  |  |  |  |  |     |     |     |     |     |     |     |  |  |     |     |     |     |     |  |  |  |  |     |     |     |     |     |  |  |  |  |  |  |  |  |  |  |  |  |  |  |  |  |  |  |  |  |  |  |  |  |  |  |  |  |  |  |  |  |  |  |  |  |  |  |  |  |
| ORLANDO 3 E           | //                |   |   |   |   |   |   |   |   |    |    |    |                   |     |     |   |   |   |   |   |   |    |     |     |       |     |     |  |  |  |  |     |     |     |  |  |  |  |  |  | .11 |     |     |     |     |     |     |  |  |     |     |     |     |     |  |  |  |  |     |     |     |     |     |  |  |  |  |  |  |  |  |  |  |  |  |  |  |  |  |  |  |  |  |  |  |  |  |  |  |  |  |  |  |  |  |  |  |  |  |  |  |  |  |
| QUAPAN                | //                |   |   |   |   |   |   |   |   |    |    |    |                   |     |     |   |   |   |   |   |   |    |     |     |       |     |     |  |  |  |  |     |     |     |  |  |  |  |  |  | .26 |     |     |     |     |     |     |  |  |     |     |     |     |     |  |  |  |  |     |     |     |     |     |  |  |  |  |  |  |  |  |  |  |  |  |  |  |  |  |  |  |  |  |  |  |  |  |  |  |  |  |  |  |  |  |  |  |  |  |  |  |  |  |
| RANGE                 | //                |   |   |   |   |   |   |   |   |    |    |    |                   |     |     |   |   |   |   |   |   |    |     |     |       |     |     |  |  |  |  |     |     |     |  |  |  |  |  |  | .03 |     |     |     |     |     |     |  |  |     |     |     |     |     |  |  |  |  |     |     |     |     |     |  |  |  |  |  |  |  |  |  |  |  |  |  |  |  |  |  |  |  |  |  |  |  |  |  |  |  |  |  |  |  |  |  |  |  |  |  |  |  |  |
| RIVERSIDE             | //                |   |   |   |   |   |   |   |   |    |    |    |                   |     |     |   |   |   |   |   |   |    |     |     |       |     |     |  |  |  |  |     |     |     |  |  |  |  |  |  | .06 | .16 | .02 |     |     |     |     |  |  |     |     |     |     |     |  |  |  |  |     |     |     |     |     |  |  |  |  |  |  |  |  |  |  |  |  |  |  |  |  |  |  |  |  |  |  |  |  |  |  |  |  |  |  |  |  |  |  |  |  |  |  |  |  |
| ROSE                  | //                |   |   |   |   |   |   |   |   |    |    |    |                   |     |     |   |   |   |   |   |   |    |     |     |       |     |     |  |  |  |  |     |     |     |  |  |  |  |  |  | .41 | .26 | .15 |     |     |     |     |  |  |     |     |     |     |     |  |  |  |  |     |     |     |     |     |  |  |  |  |  |  |  |  |  |  |  |  |  |  |  |  |  |  |  |  |  |  |  |  |  |  |  |  |  |  |  |  |  |  |  |  |  |  |  |  |
| SHATTUCK              | //                |   |   |   |   |   |   |   |   |    |    |    |                   |     |     |   |   |   |   |   |   |    |     |     |       |     |     |  |  |  |  |     |     |     |  |  |  |  |  |  | .01 | .01 | .35 |     |     |     |     |  |  |     |     |     |     |     |  |  |  |  |     |     |     |     |     |  |  |  |  |  |  |  |  |  |  |  |  |  |  |  |  |  |  |  |  |  |  |  |  |  |  |  |  |  |  |  |  |  |  |  |  |  |  |  |  |
| WAYNOKA               | //                |   |   |   |   |   |   |   |   |    |    |    |                   |     |     |   |   |   |   |   |   |    |     |     |       |     |     |  |  |  |  |     |     |     |  |  |  |  |  |  |     |     |     |     |     |     |     |  |  | .69 |     |     |     |     |  |  |  |  |     |     |     |     |     |  |  |  |  |  |  |  |  |  |  |  |  |  |  |  |  |  |  |  |  |  |  |  |  |  |  |  |  |  |  |  |  |  |  |  |  |  |  |  |  |
| WOODWARD FIELD STA    | //                |   |   |   |   |   |   |   |   |    |    |    |                   |     |     |   |   |   |   |   |   |    |     |     |       |     |     |  |  |  |  |     |     |     |  |  |  |  |  |  |     |     |     |     |     |     |     |  |  |     |     |     |     |     |  |  |  |  |     |     |     |     |     |  |  |  |  |  |  |  |  |  |  |  |  |  |  |  |  |  |  |  |  |  |  |  |  |  |  |  |  |  |  |  |  |  |  |  |  |  |  |  |  |
| -9th-                 |                   |   |   |   |   |   |   |   |   |    |    |    |                   |     |     |   |   |   |   |   |   |    |     |     |       |     |     |  |  |  |  |     |     |     |  |  |  |  |  |  |     |     |     |     |     |     |     |  |  |     |     |     |     |     |  |  |  |  |     |     |     |     |     |  |  |  |  |  |  |  |  |  |  |  |  |  |  |  |  |  |  |  |  |  |  |  |  |  |  |  |  |  |  |  |  |  |  |  |  |  |  |  |  |
| ADAIR 5 SW            | //                |   |   |   |   |   |   |   |   |    |    |    |                   |     |     |   |   |   |   |   |   |    |     |     |       |     |     |  |  |  |  |     |     |     |  |  |  |  |  |  | .02 | .02 | .06 | .02 | .03 | .01 | .16 |  |  |     |     |     |     |     |  |  |  |  |     |     |     |     |     |  |  |  |  |  |  |  |  |  |  |  |  |  |  |  |  |  |  |  |  |  |  |  |  |  |  |  |  |  |  |  |  |  |  |  |  |  |  |  |  |
| AMES                  | //                |   |   |   |   |   |   |   |   |    |    |    |                   |     |     |   |   |   |   |   |   |    |     |     |       |     |     |  |  |  |  |     |     |     |  |  |  |  |  |  |     |     |     |     |     |     |     |  |  | .06 | .02 | .03 | .01 | .41 |  |  |  |  |     |     |     |     |     |  |  |  |  |  |  |  |  |  |  |  |  |  |  |  |  |  |  |  |  |  |  |  |  |  |  |  |  |  |  |  |  |  |  |  |  |  |  |  |  |
| ANTHON                | //                |   |   |   |   |   |   |   |   |    |    |    |                   |     |     |   |   |   |   |   |   |    |     |     |       |     |     |  |  |  |  |     |     |     |  |  |  |  |  |  |     |     |     |     |     |     |     |  |  | .62 |     |     |     |     |  |  |  |  |     | .08 |     |     |     |  |  |  |  |  |  |  |  |  |  |  |  |  |  |  |  |  |  |  |  |  |  |  |  |  |  |  |  |  |  |  |  |  |  |  |  |  |  |  |  |
| BENGAL                | //                |   |   |   |   |   |   |   |   |    |    |    |                   |     |     |   |   |   |   |   |   |    |     |     |       |     |     |  |  |  |  |     |     |     |  |  |  |  |  |  |     |     |     |     |     |     |     |  |  |     |     |     |     |     |  |  |  |  | .20 | .07 | .58 | .11 | .96 |  |  |  |  |  |  |  |  |  |  |  |  |  |  |  |  |  |  |  |  |  |  |  |  |  |  |  |  |  |  |  |  |  |  |  |  |  |  |  |  |
| BOISE CITY            | //                |   |   |   |   |   |   |   |   |    |    |    |                   |     |     |   |   |   |   |   |   |    |     |     |       |     |     |  |  |  |  |     |     |     |  |  |  |  |  |  |     |     |     |     |     |     |     |  |  |     |     |     |     |     |  |  |  |  |     |     |     |     |     |  |  |  |  |  |  |  |  |  |  |  |  |  |  |  |  |  |  |  |  |  |  |  |  |  |  |  |  |  |  |  |  |  |  |  |  |  |  |  |  |
| CLEVELAND             | //                |   |   |   |   |   |   |   |   |    |    |    |                   |     |     |   |   |   |   |   |   |    |     |     |       |     |     |  |  |  |  |     |     |     |  |  |  |  |  |  |     |     |     |     |     |     |     |  |  |     |     |     |     |     |  |  |  |  |     |     |     |     |     |  |  |  |  |  |  |  |  |  |  |  |  |  |  |  |  |  |  |  |  |  |  |  |  |  |  |  |  |  |  |  |  |  |  |  |  |  |  |  |  |
| EUFULA DAM            | //                |   |   |   |   |   |   |   |   |    |    |    |                   |     |     |   |   |   |   |   |   |    |     |     |       |     |     |  |  |  |  |     |     |     |  |  |  |  |  |  |     |     |     |     |     |     |     |  |  |     |     |     |     |     |  |  |  |  |     |     |     |     |     |  |  |  |  |  |  |  |  |  |  |  |  |  |  |  |  |  |  |  |  |  |  |  |  |  |  |  |  |  |  |  |  |  |  |  |  |  |  |  |  |
| EVA                   | //                |   |   |   |   |   |   |   |   |    |    |    |                   |     |     |   |   |   |   |   |   |    |     |     |       |     |     |  |  |  |  |     |     |     |  |  |  |  |  |  |     |     |     |     |     |     |     |  |  |     |     |     |     |     |  |  |  |  |     |     |     |     |     |  |  |  |  |  |  |  |  |  |  |  |  |  |  |  |  |  |  |  |  |  |  |  |  |  |  |  |  |  |  |  |  |  |  |  |  |  |  |  |  |
| FORT GIBSON DAM       | //                |   |   |   |   |   |   |   |   |    |    |    |                   |     |     |   |   |   |   |   |   |    |     |     |       |     |     |  |  |  |  |     |     |     |  |  |  |  |  |  |     |     |     |     |     |     |     |  |  |     |     |     |     |     |  |  |  |  |     |     |     |     |     |  |  |  |  |  |  |  |  |  |  |  |  |  |  |  |  |  |  |  |  |  |  |  |  |  |  |  |  |  |  |  |  |  |  |  |  |  |  |  |  |
| FORT SUPPLY DAM       | //                |   |   |   |   |   |   |   |   |    |    |    |                   |     |     |   |   |   |   |   |   |    |     |     |       |     |     |  |  |  |  |     |     |     |  |  |  |  |  |  |     |     |     |     |     |     |     |  |  |     |     |     |     |     |  |  |  |  |     |     |     |     |     |  |  |  |  |  |  |  |  |  |  |  |  |  |  |  |  |  |  |  |  |  |  |  |  |  |  |  |  |  |  |  |  |  |  |  |  |  |  |  |  |
| GOODWELL              | //                |   |   |   |   |   |   |   |   |    |    |    |                   |     |     |   |   |   |   |   |   |    |     |     |       |     |     |  |  |  |  |     |     |     |  |  |  |  |  |  |     |     |     |     |     |     |     |  |  |     |     |     |     |     |  |  |  |  |     |     |     |     |     |  |  |  |  |  |  |  |  |  |  |  |  |  |  |  |  |  |  |  |  |  |  |  |  |  |  |  |  |  |  |  |  |  |  |  |  |  |  |  |  |
| GRAND RIVER DAM       | //                |   |   |   |   |   |   |   |   |    |    |    |                   |     |     |   |   |   |   |   |   |    |     |     |       |     |     |  |  |  |  |     |     |     |  |  |  |  |  |  |     |     |     |     |     |     |     |  |  |     |     |     |     |     |  |  |  |  |     |     |     |     |     |  |  |  |  |  |  |  |  |  |  |  |  |  |  |  |  |  |  |  |  |  |  |  |  |  |  |  |  |  |  |  |  |  |  |  |  |  |  |  |  |
| GREAT SALT PLAINS DAM | //                |   |   |   |   |   |   |   |   |    |    |    |                   |     |     |   |   |   |   |   |   |    |     |     |       |     |     |  |  |  |  |     |     |     |  |  |  |  |  |  |     |     |     |     |     |     |     |  |  |     |     |     |     |     |  |  |  |  |     |     |     |     |     |  |  |  |  |  |  |  |  |  |  |  |  |  |  |  |  |  |  |  |  |  |  |  |  |  |  |  |  |  |  |  |  |  |  |  |  |  |  |  |  |
| HEAVENER EXP FARM     | //                |   |   |   |   |   |   |   |   |    |    |    |                   |     |     |   |   |   |   |   |   |    |     |     |       |     |     |  |  |  |  |     |     |     |  |  |  |  |  |  |     |     |     |     |     |     |     |  |  |     |     |     |     |     |  |  |  |  |     |     |     |     |     |  |  |  |  |  |  |  |  |  |  |  |  |  |  |  |  |  |  |  |  |  |  |  |  |  |  |  |  |  |  |  |  |  |  |  |  |  |  |  |  |
| HEYBURN DAM           | //                |   |   |   |   |   |   |   |   |    |    |    |                   |     |     |   |   |   |   |   |   |    |     |     |       |     |     |  |  |  |  |     |     |     |  |  |  |  |  |  |     |     |     |     |     |     |     |  |  |     |     |     |     |     |  |  |  |  |     |     |     |     |     |  |  |  |  |  |  |  |  |  |  |  |  |  |  |  |  |  |  |  |  |  |  |  |  |  |  |  |  |  |  |  |  |  |  |  |  |  |  |  |  |
| HULAH DAM             | //                |   |   |   |   |   |   |   |   |    |    |    |                   |     |     |   |   |   |   |   |   |    |     |     |       |     |     |  |  |  |  |     |     |     |  |  |  |  |  |  |     |     |     |     |     |     |     |  |  |     |     |     |     |     |  |  |  |  |     |     |     |     |     |  |  |  |  |  |  |  |  |  |  |  |  |  |  |  |  |  |  |  |  |  |  |  |  |  |  |  |  |  |  |  |  |  |  |  |  |  |  |  |  |
| MC ALESTER 4 W        | //                |   |   |   |   |   |   |   |   |    |    |    |                   |     |     |   |   |   |   |   |   |    |     |     |       |     |     |  |  |  |  |     |     |     |  |  |  |  |  |  |     |     |     |     |     |     |     |  |  |     |     |     |     |     |  |  |  |  |     |     |     |     |     |  |  |  |  |  |  |  |  |  |  |  |  |  |  |  |  |  |  |  |  |  |  |  |  |  |  |  |  |  |  |  |  |  |  |  |  |  |  |  |  |
| MUSKOGEE              | //                |   |   |   |   |   |   |   |   |    |    |    |                   |     |     |   |   |   |   |   |   |    |     |     |       |     |     |  |  |  |  |     |     |     |  |  |  |  |  |  |     |     |     |     |     |     |     |  |  |     |     |     |     |     |  |  |  |  |     |     |     |     |     |  |  |  |  |  |  |  |  |  |  |  |  |  |  |  |  |  |  |  |  |  |  |  |  |  |  |  |  |  |  |  |  |  |  |  |  |  |  |  |  |
| NOWATA                | //                |   |   |   |   |   |   |   |   |    |    |    |                   |     |     |   |   |   |   |   |   |    |     |     |       |     |     |  |  |  |  |     |     |     |  |  |  |  |  |  |     |     |     |     |     |     |     |  |  |     |     |     |     |     |  |  |  |  |     |     |     |     |     |  |  |  |  |  |  |  |  |  |  |  |  |  |  |  |  |  |  |  |  |  |  |  |  |  |  |  |  |  |  |  |  |  |  |  |  |  |  |  |  |
| OILTON 2 SE           | //                |   |   |   |   |   |   |   |   |    |    |    |                   |     |     |   |   |   |   |   |   |    |     |     |       |     |     |  |  |  |  |     |     |     |  |  |  |  |  |  |     |     |     |     |     |     |     |  |  |     |     |     |     |     |  |  |  |  |     |     |     |     |     |  |  |  |  |  |  |  |  |  |  |  |  |  |  |  |  |  |  |  |  |  |  |  |  |  |  |  |  |  |  |  |  |  |  |  |  |  |  |  |  |
| OKEMAH                | //                |   |   |   |   |   |   |   |   |    |    |    |                   |     |     |   |   |   |   |   |   |    |     |     |       |     |     |  |  |  |  |     |     |     |  |  |  |  |  |  |     |     |     |     |     |     |     |  |  |     |     |     |     |     |  |  |  |  |     |     |     |     |     |  |  |  |  |  |  |  |  |  |  |  |  |  |  |  |  |  |  |  |  |  |  |  |  |  |  |  |  |  |  |  |  |  |  |  |  |  |  |  |  |
| ORLANDO 3 E           | //                |   |   |   |   |   |   |   |   |    |    |    |                   |     |     |   |   |   |   |   |   |    |     |     |       |     |     |  |  |  |  |     |     |     |  |  |  |  |  |  |     |     |     |     |     |     |     |  |  |     |     |     |     |     |  |  |  |  |     |     |     |     |     |  |  |  |  |  |  |  |  |  |  |  |  |  |  |  |  |  |  |  |  |  |  |  |  |  |  |  |  |  |  |  |  |  |  |  |  |  |  |  |  |
| PANUSKA               | //                |   |   |   |   |   |   |   |   |    |    |    |                   |     |     |   |   |   |   |   |   |    |     |     |       |     |     |  |  |  |  |     |     |     |  |  |  |  |  |  |     |     |     |     |     |     |     |  |  |     |     |     |     |     |  |  |  |  |     |     |     |     |     |  |  |  |  |  |  |  |  |  |  |  |  |  |  |  |  |  |  |  |  |  |  |  |  |  |  |  |  |  |  |  |  |  |  |  |  |  |  |  |  |
| PANNEE 6 NW           | //                |   |   |   |   |   |   |   |   |    |    |    |                   |     |     |   |   |   |   |   |   |    |     |     |       |     |     |  |  |  |  |     |     |     |  |  |  |  |  |  |     |     |     |     |     |     |     |  |  |     |     |     |     |     |  |  |  |  |     |     |     |     |     |  |  |  |  |  |  |  |  |  |  |  |  |  |  |  |  |  |  |  |  |  |  |  |  |  |  |  |  |  |  |  |  |  |  |  |  |  |  |  |  |
| QUAPAN                | //                |   |   |   |   |   |   |   |   |    |    |    |                   |     |     |   |   |   |   |   |   |    |     |     |       |     |     |  |  |  |  |     |     |     |  |  |  |  |  |  |     |     |     |     |     |     |     |  |  |     |     |     |     |     |  |  |  |  |     |     |     |     |     |  |  |  |  |  |  |  |  |  |  |  |  |  |  |  |  |  |  |  |  |  |  |  |  |  |  |  |  |  |  |  |  |  |  |  |  |  |  |  |  |
| RANGE                 | //                |   |   |   |   |   |   |   |   |    |    |    |                   |     |     |   |   |   |   |   |   |    |     |     |       |     |     |  |  |  |  |     |     |     |  |  |  |  |  |  |     |     |     |     |     |     |     |  |  |     |     |     |     |     |  |  |  |  |     |     |     |     |     |  |  |  |  |  |  |  |  |  |  |  |  |  |  |  |  |  |  |  |  |  |  |  |  |  |  |  |  |  |  |  |  |  |  |  |  |  |  |  |  |
| REYDON 5 NE           | //                |   |   |   |   |   |   |   |   |    |    |    |                   |     |     |   |   |   |   |   |   |    |     |     |       |     |     |  |  |  |  |     |     |     |  |  |  |  |  |  |     |     |     |     |     |     |     |  |  |     |     |     |     |     |  |  |  |  |     |     |     |     |     |  |  |  |  |  |  |  |  |  |  |  |  |  |  |  |  |  |  |  |  |  |  |  |  |  |  |  |  |  |  |  |  |  |  |  |  |  |  |  |  |
| RIVERSIDE             | //                |   |   |   |   |   |   |   |   |    |    |    |                   |     |     |   |   |   |   |   |   |    |     |     |       |     |     |  |  |  |  |     |     |     |  |  |  |  |  |  |     |     |     |     |     |     |     |  |  |     |     |     |     |     |  |  |  |  |     |     |     |     |     |  |  |  |  |  |  |  |  |  |  |  |  |  |  |  |  |  |  |  |  |  |  |  |  |  |  |  |  |  |  |  |  |  |  |  |  |  |  |  |  |
| ROFF                  | //                |   |   |   |   |   |   |   |   |    |    |    |                   |     |     |   |   |   |   |   |   |    |     |     |       |     |     |  |  |  |  |     |     |     |  |  |  |  |  |  |     |     |     |     |     |     |     |  |  |     |     |     |     |     |  |  |  |  |     |     |     |     |     |  |  |  |  |  |  |  |  |  |  |  |  |  |  |  |  |  |  |  |  |  |  |  |  |  |  |  |  |  |  |  |  |  |  |  |  |  |  |  |  |
| ROLL                  | //                |   |   |   |   |   |   |   |   |    |    |    |                   |     |     |   |   |   |   |   |   |    |     |     |       |     |     |  |  |  |  |     |     |     |  |  |  |  |  |  |     |     |     |     |     |     |     |  |  |     |     |     |     |     |  |  |  |  |     |     |     |     |     |  |  |  |  |  |  |  |  |  |  |  |  |  |  |  |  |  |  |  |  |  |  |  |  |  |  |  |  |  |  |  |  |  |  |  |  |  |  |  |  |
| ROSE                  | //                |   |   |   |   |   |   |   |   |    |    |    |                   |     |     |   |   |   |   |   |   |    |     |     |       |     |     |  |  |  |  |     |     |     |  |  |  |  |  |  |     |     |     |     |     |     |     |  |  |     |     |     |     |     |  |  |  |  |     |     |     |     |     |  |  |  |  |  |  |  |  |  |  |  |  |  |  |  |  |  |  |  |  |  |  |  |  |  |  |  |  |  |  |  |  |  |  |  |  |  |  |  |  |
| SEILING               | //                |   |   |   |   |   |   |   |   |    |    |    |                   |     |     |   |   |   |   |   |   |    |     |     |       |     |     |  |  |  |  |     |     |     |  |  |  |  |  |  |     |     |     |     |     |     |     |  |  |     |     |     |     |     |  |  |  |  |     |     |     |     |     |  |  |  |  |  |  |  |  |  |  |  |  |  |  |  |  |  |  |  |  |  |  |  |  |  |  |  |  |  |  |  |  |  |  |  |  |  |  |  |  |
| SHATTUCK              | //                |   |   |   |   |   |   |   |   |    |    |    |                   |     |     |   |   |   |   |   |   |    |     |     |       |     |     |  |  |  |  |     |     |     |  |  |  |  |  |  |     |     |     |     |     |     |     |  |  |     |     |     |     |     |  |  |  |  |     |     |     |     |     |  |  |  |  |  |  |  |  |  |  |  |  |  |  |  |  |  |  |  |  |  |  |  |  |  |  |  |  |  |  |  |  |  |  |  |  |  |  |  |  |
| SNOMAC                | //                |   |   |   |   |   |   |   |   |    |    |    |                   |     |     |   |   |   |   |   |   |    |     |     |       |     |     |  |  |  |  |     |     |     |  |  |  |  |  |  |     |     |     |     |     |     |     |  |  |     |     |     |     |     |  |  |  |  |     |     |     |     |     |  |  |  |  |  |  |  |  |  |  |  |  |  |  |  |  |  |  |  |  |  |  |  |  |  |  |  |  |  |  |  |  |  |  |  |  |  |  |  |  |
| STIGLER               | //                |   |   |   |   |   |   |   |   |    |    |    |                   |     |     |   |   |   |   |   |   |    |     |     |       |     |     |  |  |  |  |     |     |     |  |  |  |  |  |  |     |     |     |     |     |     |     |  |  |     |     |     |     |     |  |  |  |  |     |     |     |     |     |  |  |  |  |  |  |  |  |  |  |  |  |  |  |  |  |  |  |  |  |  |  |  |  |  |  |  |  |  |  |  |  |  |  |  |  |  |  |  |  |
| STILLWATER 3 N        | //                |   |   |   |   |   |   |   |   |    |    |    |                   |     |     |   |   |   |   |   |   |    |     |     |       |     |     |  |  |  |  |     |     |     |  |  |  |  |  |  |     |     |     |     |     |     |     |  |  |     |     |     |     |     |  |  |  |  |     |     |     |     |     |  |  |  |  |  |  |  |  |  |  |  |  |  |  |  |  |  |  |  |  |  |  |  |  |  |  |  |  |  |  |  |  |  |  |  |  |  |  |  |  |
| TENKILLER FERRY DAM   | //                |   |   |   |   |   |   |   |   |    |    |    |                   |     |     |   |   |   |   |   |   |    |     |     |       |     |     |  |  |  |  |     |     |     |  |  |  |  |  |  |     |     |     |     |     |     |     |  |  |     |     |     |     |     |  |  |  |  |     |     |     |     |     |  |  |  |  |  |  |  |  |  |  |  |  |  |  |  |  |  |  |  |  |  |  |  |  |  |  |  |  |  |  |  |  |  |  |  |  |  |  |  |  |
| TULSA WB AP           | //                |   |   |   |   |   |   |   |   |    |    |    |                   |     |     |   |   |   |   |   |   |    |     |     |       |     |     |  |  |  |  |     |     |     |  |  |  |  |  |  |     |     |     |     |     |     |     |  |  |     |     |     |     |     |  |  |  |  |     |     |     |     |     |  |  |  |  |  |  |  |  |  |  |  |  |  |  |  |  |  |  |  |  |  |  |  |  |  |  |  |  |  |  |  |  |  |  |  |  |  |  |  |  |
| TUSKAHOMA             | //                |   |   |   |   |   |   |   |   |    |    |    |                   |     |     |   |   |   |   |   |   |    |     |     |       |     |     |  |  |  |  |     |     |     |  |  |  |  |  |  |     |     |     |     |     |     |     |  |  |     |     |     |     |     |  |  |  |  |     |     |     |     |     |  |  |  |  |  |  |  |  |  |  |  |  |  |  |  |  |  |  |  |  |  |  |  |  |  |  |  |  |  |  |  |  |  |  |  |  |  |  |  |  |
| WAYNOKA               | //                |   |   |   |   |   |   |   |   |    |    |    |                   |     |     |   |   |   |   |   |   |    |     |     |       |     |     |  |  |  |  |     |     |     |  |  |  |  |  |  |     |     |     |     |     |     |     |  |  |     |     |     |     |     |  |  |  |  |     |     |     |     |     |  |  |  |  |  |  |  |  |  |  |  |  |  |  |  |  |  |  |  |  |  |  |  |  |  |  |  |  |  |  |  |  |  |  |  |  |  |  |  |  |
| WOODWARD FIELD STA    | //                |   |   |   |   |   |   |   |   |    |    |    |                   |     |     |   |   |   |   |   |   |    |     |     |       |     |     |  |  |  |  |     |     |     |  |  |  |  |  |  |     |     |     |     |     |     |     |  |  |     |     |     |     |     |  |  |  |  |     |     |     |     |     |  |  |  |  |  |  |  |  |  |  |  |  |  |  |  |  |  |  |  |  |  |  |  |  |  |  |  |  |  |  |  |  |  |  |  |  |  |  |  |  |
| -10th-                |                   |   |   |   |   |   |   |   |   |    |    |    |                   |     |     |   |   |   |   |   |   |    |     |     |       |     |     |  |  |  |  |     |     |     |  |  |  |  |  |  |     |     |     |     |     |     |     |  |  |     |     |     |     |     |  |  |  |  |     |     |     |     |     |  |  |  |  |  |  |  |  |  |  |  |  |  |  |  |  |  |  |  |  |  |  |  |  |  |  |  |  |  |  |  |  |  |  |  |  |  |  |  |  |
| ADAIR 5 SW            | //                |   |   |   |   |   |   |   |   |    |    |    |                   |     |     |   |   |   |   |   |   |    |     |     |       |     |     |  |  |  |  |     |     |     |  |  |  |  |  |  |     |     |     |     |     |     |     |  |  |     |     |     |     |     |  |  |  |  |     |     |     |     |     |  |  |  |  |  |  |  |  |  |  |  |  |  |  |  |  |  |  |  |  |  |  |  |  |  |  |  |  |  |  |  |  |  |  |  |  |  |  |  |  |
| AMES                  | //                |   |   |   |   |   |   |   |   |    |    |    |                   |     |     |   |   |   |   |   |   |    |     |     |       |     |     |  |  |  |  |     |     |     |  |  |  |  |  |  |     |     |     |     |     |     |     |  |  |     |     |     |     |     |  |  |  |  |     |     |     |     |     |  |  |  |  |  |  |  |  |  |  |  |  |  |  |  |  |  |  |  |  |  |  |  |  |  |  |  |  |  |  |  |  |  |  |  |  |  |  |  |  |
| CHANDLER 1 E          | //                |   |   |   |   |   |   |   |   |    |    |    |                   |     |     |   |   |   |   |   |   |    |     |     |       |     |     |  |  |  |  |     |     |     |  |  |  |  |  |  |     |     |     |     |     |     |     |  |  |     |     |     |     |     |  |  |  |  |     |     |     |     |     |  |  |  |  |  |  |  |  |  |  |  |  |  |  |  |  |  |  |  |  |  |  |  |  |  |  |  |  |  |  |  |  |  |  |  |  |  |  |  |  |
| CLEVELAND             | //                |   |   |   |   |   |   |   |   |    |    |    |                   |     |     |   |   |   |   |   |   |    |     |     |       |     |     |  |  |  |  |     |     |     |  |  |  |  |  |  |     |     |     |     |     |     |     |  |  |     |     |     |     |     |  |  |  |  |     |     |     |     |     |  |  |  |  |  |  |  |  |  |  |  |  |  |  |  |  |  |  |  |  |  |  |  |  |  |  |  |  |  |  |  |  |  |  |  |  |  |  |  |  |
| EUFULA DAM            | //                |   |   |   |   |   |   |   |   |    |    |    |                   |     |     |   |   |   |   |   |   |    |     |     |       |     |     |  |  |  |  |     |     |     |  |  |  |  |  |  |     |     |     |     |     |     |     |  |  |     |     |     |     |     |  |  |  |  |     |     |     |     |     |  |  |  |  |  |  |  |  |  |  |  |  |  |  |  |  |  |  |  |  |  |  |  |  |  |  |  |  |  |  |  |  |  |  |  |  |  |  |  |  |
| FORT GIBSON DAM       | //                |   |   |   |   |   |   |   |   |    |    |    |                   |     |     |   |   |   |   |   |   |    |     |     |       |     |     |  |  |  |  |     |     |     |  |  |  |  |  |  |     |     |     |     |     |     |     |  |  |     |     |     |     |     |  |  |  |  |     |     |     |     |     |  |  |  |  |  |  |  |  |  |  |  |  |  |  |  |  |  |  |  |  |  |  |  |  |  |  |  |  |  |  |  |  |  |  |  |  |  |  |  |  |
| GRAND RIVER DAM       | //                |   |   |   |   |   |   |   |   |    |    |    |                   |     |     |   |   |   |   |   |   |    |     |     |       |     |     |  |  |  |  |     |     |     |  |  |  |  |  |  |     |     |     |     |     |     |     |  |  |     |     |     |     |     |  |  |  |  |     |     |     |     |     |  |  |  |  |  |  |  |  |  |  |  |  |  |  |  |  |  |  |  |  |  |  |  |  |  |  |  |  |  |  |  |  |  |  |  |  |  |  |  |  |
| GREAT SALT PLAINS DAM | //                |   |   |   |   |   |   |   |   |    |    |    |                   |     |     |   |   |   |   |   |   |    |     |     |       |     |     |  |  |  |  |     |     |     |  |  |  |  |  |  |     |     |     |     |     |     |     |  |  |     |     |     |     |     |  |  |  |  |     |     |     |     |     |  |  |  |  |  |  |  |  |  |  |  |  |  |  |  |  |  |  |  |  |  |  |  |  |  |  |  |  |  |  |  |  |  |  |  |  |  |  |  |  |
| HEAVENER EXP FARM     | //                |   |   |   |   |   |   |   |   |    |    |    |                   |     |     |   |   |   |   |   |   |    |     |     |       |     |     |  |  |  |  |     |     |     |  |  |  |  |  |  |     |     |     |     |     |     |     |  |  |     |     |     |     |     |  |  |  |  |     |     |     |     |     |  |  |  |  |  |  |  |  |  |  |  |  |  |  |  |  |  |  |  |  |  |  |  |  |  |  |  |  |  |  |  |  |  |  |  |  |  |  |  |  |
| HEYBURN DAM           | //                |   |   |   |   |   |   |   |   |    |    |    |                   |     |     |   |   |   |   |   |   |    |     |     |       |     |     |  |  |  |  |     |     |     |  |  |  |  |  |  |     |     |     |     |     |     |     |  |  |     |     |     |     |     |  |  |  |  |     |     |     |     |     |  |  |  |  |  |  |  |  |  |  |  |  |  |  |  |  |  |  |  |  |  |  |  |  |  |  |  |  |  |  |  |  |  |  |  |  |  |  |  |  |
| HULAH DAM             | //                |   |   |   |   |   |   |   |   |    |    |    |                   |     |     |   |   |   |   |   |   |    |     |     |       |     |     |  |  |  |  |     |     |     |  |  |  |  |  |  |     |     |     |     |     |     |     |  |  |     |     |     |     |     |  |  |  |  |     |     |     |     |     |  |  |  |  |  |  |  |  |  |  |  |  |  |  |  |  |  |  |  |  |  |  |  |  |  |  |  |  |  |  |  |  |  |  |  |  |  |  |  |  |
| MC ALESTER 4 W        | //                |   |   |   |   |   |   |   |   |    |    |    |                   |     |     |   |   |   |   |   |   |    |     |     |       |     |     |  |  |  |  |     |     |     |  |  |  |  |  |  |     |     |     |     |     |     |     |  |  |     |     |     |     |     |  |  |  |  |     |     |     |     |     |  |  |  |  |  |  |  |  |  |  |  |  |  |  |  |  |  |  |  |  |  |  |  |  |  |  |  |  |  |  |  |  |  |  |  |  |  |  |  |  |
| MUSKOGEE              | //                |   |   |   |   |   |   |   |   |    |    |    |                   |     |     |   |   |   |   |   |   |    |     |     |       |     |     |  |  |  |  |     |     |     |  |  |  |  |  |  |     |     |     |     |     |     |     |  |  |     |     |     |     |     |  |  |  |  |     |     |     |     |     |  |  |  |  |  |  |  |  |  |  |  |  |  |  |  |  |  |  |  |  |  |  |  |  |  |  |  |  |  |  |  |  |  |  |  |  |  |  |  |  |
| NOWATA                | //                |   |   |   |   |   |   |   |   |    |    |    |                   |     |     |   |   |   |   |   |   |    |     |     |       |     |     |  |  |  |  |     |     |     |  |  |  |  |  |  |     |     |     |     |     |     |     |  |  |     |     |     |     |     |  |  |  |  |     |     |     |     |     |  |  |  |  |  |  |  |  |  |  |  |  |  |  |  |  |  |  |  |  |  |  |  |  |  |  |  |  |  |  |  |  |  |  |  |  |  |  |  |  |
| OILTON 2 SE           | //                |   |   |   |   |   |   |   |   |    |    |    |                   |     |     |   |   |   |   |   |   |    |     |     |       |     |     |  |  |  |  |     |     |     |  |  |  |  |  |  |     |     |     |     |     |     |     |  |  |     |     |     |     |     |  |  |  |  |     |     |     |     |     |  |  |  |  |  |  |  |  |  |  |  |  |  |  |  |  |  |  |  |  |  |  |  |  |  |  |  |  |  |  |  |  |  |  |  |  |  |  |  |  |
| OKEMAH                | //                |   |   |   |   |   |   |   |   |    |    |    |                   |     |     |   |   |   |   |   |   |    |     |     |       |     |     |  |  |  |  |     |     |     |  |  |  |  |  |  |     |     |     |     |     |     |     |  |  |     |     |     |     |     |  |  |  |  |     |     |     |     |     |  |  |  |  |  |  |  |  |  |  |  |  |  |  |  |  |  |  |  |  |  |  |  |  |  |  |  |  |  |  |  |  |  |  |  |  |  |  |  |  |
| OLOGAH DAM            | //                |   |   |   |   |   |   |   |   |    |    |    |                   |     |     |   |   |   |   |   |   |    |     |     |       |     |     |  |  |  |  |     |     |     |  |  |  |  |  |  |     |     |     |     |     |     |     |  |  |     |     |     |     |     |  |  |  |  |     |     |     |     |     |  |  |  |  |  |  |  |  |  |  |  |  |  |  |  |  |  |  |  |  |  |  |  |  |  |  |  |  |  |  |  |  |  |  |  |  |  |  |  |  |
| ORLANDO 3 E           | //                |   |   |   |   |   |   |   |   |    |    |    |                   |     |     |   |   |   |   |   |   |    |     |     |       |     |     |  |  |  |  |     |     |     |  |  |  |  |  |  |     |     |     |     |     |     |     |  |  |     |     |     |     |     |  |  |  |  |     |     |     |     |     |  |  |  |  |  |  |  |  |  |  |  |  |  |  |  |  |  |  |  |  |  |  |  |  |  |  |  |  |  |  |  |  |  |  |  |  |  |  |  |  |
| PANUSKA               | //                |   |   |   |   |   |   |   |   |    |    |    |                   |     |     |   |   |   |   |   |   |    |     |     |       |     |     |  |  |  |  |     |     |     |  |  |  |  |  |  |     |     |     |     |     |     |     |  |  |     |     |     |     |     |  |  |  |  |     |     |     |     |     |  |  |  |  |  |  |  |  |  |  |  |  |  |  |  |  |  |  |  |  |  |  |  |  |  |  |  |  |  |  |  |  |  |  |  |  |  |  |  |  |
| PANNEE 6 NW           | //                |   |   |   |   |   |   |   |   |    |    |    |                   |     |     |   |   |   |   |   |   |    |     |     |       |     |     |  |  |  |  |     |     |     |  |  |  |  |  |  |     |     |     |     |     |     |     |  |  |     |     |     |     |     |  |  |  |  |     |     |     |     |     |  |  |  |  |  |  |  |  |  |  |  |  |  |  |  |  |  |  |  |  |  |  |  |  |  |  |  |  |  |  |  |  |  |  |  |  |  |  |  |  |
| PONCA CITY            | //                |   |   |   |   |   |   |   |   |    |    |    |                   |     |     |   |   |   |   |   |   |    |     |     |       |     |     |  |  |  |  |     |     |     |  |  |  |  |  |  |     |     |     |     |     |     |     |  |  |     |     |     |     |     |  |  |  |  |     |     |     |     |     |  |  |  |  |  |  |  |  |  |  |  |  |  |  |  |  |  |  |  |  |  |  |  |  |  |  |  |  |  |  |  |  |  |  |  |  |  |  |  |  |
| QUAPAN                | //                |   |   |   |   |   |   |   |   |    |    |    |                   |     |     |   |   |   |   |   |   |    |     |     |       |     |     |  |  |  |  |     |     |     |  |  |  |  |  |  |     |     |     |     |     |     |     |  |  |     |     |     |     |     |  |  |  |  |     |     |     |     |     |  |  |  |  |  |  |  |  |  |  |  |  |  |  |  |  |  |  |  |  |  |  |  |  |  |  |  |  |  |  |  |  |  |  |  |  |  |  |  |  |
| ROSE                  | //                |   |   |   |   |   |   |   |   |    |    |    |                   |     |     |   |   |   |   |   |   |    |     |     |       |     |     |  |  |  |  |     |     |     |  |  |  |  |  |  |     |     |     |     |     |     |     |  |  |     |     |     |     |     |  |  |  |  |     |     |     |     |     |  |  |  |  |  |  |  |  |  |  |  |  |  |  |  |  |  |  |  |  |  |  |  |  |  |  |  |  |  |  |  |  |  |  |  |  |  |  |  |  |
| STIGLER               | //                |   |   |   |   |   |   |   |   |    |    |    |                   |     |     |   |   |   |   |   |   |    |     |     |       |     |     |  |  |  |  |     |     |     |  |  |  |  |  |  |     |     |     |     |     |     |     |  |  |     |     |     |     |     |  |  |  |  |     |     |     |     |     |  |  |  |  |  |  |  |  |  |  |  |  |  |  |  |  |  |  |  |  |  |  |  |  |  |  |  |  |  |  |  |  |  |  |  |  |  |  |  |  |
| STILLWATER 3 N        | //                |   |   |   |   |   |   |   |   |    |    |    |                   |     |     |   |   |   |   |   |   |    |     |     |       |     |     |  |  |  |  |     |     |     |  |  |  |  |  |  |     |     |     |     |     |     |     |  |  |     |     |     |     |     |  |  |  |  |     |     |     |     |     |  |  |  |  |  |  |  |  |  |  |  |  |  |  |  |  |  |  |  |  |  |  |  |  |  |  |  |  |  |  |  |  |  |  |  |  |  |  |  |  |
| TENKILLER FERRY DAM   | //                |   |   |   |   |   |   |   |   |    |    |    |                   |     |     |   |   |   |   |   |   |    |     |     |       |     |     |  |  |  |  |     |     |     |  |  |  |  |  |  |     |     |     |     |     |     |     |  |  |     |     |     |     |     |  |  |  |  |     |     |     |     |     |  |  |  |  |  |  |  |  |  |  |  |  |  |  |  |  |  |  |  |  |  |  |  |  |  |  |  |  |  |  |  |  |  |  |  |  |  |  |  |  |
| TULSA WB AP           | //                |   |   |   |   |   |   |   |   |    |    |    |                   |     |     |   |   |   |   |   |   |    |     |     |       |     |     |  |  |  |  |     |     |     |  |  |  |  |  |  |     |     |     |     |     |     |     |  |  |     |     |     |     |     |  |  |  |  |     |     |     |     |     |  |  |  |  |  |  |  |  |  |  |  |  |  |  |  |  |  |  |  |  |  |  |  |  |  |  |  |  |  |  |  |  |  |  |  |  |  |  |  |  |
| TUSKAHOMA             | //                |   |   |   |   |   |   |   |   |    |    |    |                   |     |     |   |   |   |   |   |   |    |     |     |       |     |     |  |  |  |  |     |     |     |  |  |  |  |  |  |     |     |     |     |     |     |     |  |  |     |     |     |     |     |  |  |  |  |     |     |     |     |     |  |  |  |  |  |  |  |  |  |  |  |  |  |  |  |  |  |  |  |  |  |  |  |  |  |  |  |  |  |  |  |  |  |  |  |  |  |  |  |  |
| WAYNOKA               | //                |   |   |   |   |   |   |   |   |    |    |    |                   |     |     |   |   |   |   |   |   |    |     |     |       |     |     |  |  |  |  |     |     |     |  |  |  |  |  |  |     |     |     |     |     |     |     |  |  |     |     |     |     |     |  |  |  |  |     |     |     |     |     |  |  |  |  |  |  |  |  |  |  |  |  |  |  |  |  |  |  |  |  |  |  |  |  |  |  |  |  |  |  |  |  |  |  |  |  |  |  |  |  |
| WEST BRANCH           | //                |   |   |   |   |   |   |   |   |    |    |    |                   |     |     |   |   |   |   |   |   |    |     |     |       |     |     |  |  |  |  |     |     |     |  |  |  |  |  |  |     |     |     |     |     |     |     |  |  |     |     |     |     |     |  |  |  |  |     |     |     |     |     |  |  |  |  |  |  |  |  |  |  |  |  |  |  |  |  |  |  |  |  |  |  |  |  |  |  |  |  |  |  |  |  |  |  |  |  |  |  |  |  |
| -11th-                |                   |   |   |   |   |   |   |   |   |    |    |    |                   |     |     |   |   |   |   |   |   |    |     |     |       |     |     |  |  |  |  |     |     |     |  |  |  |  |  |  |     |     |     |     |     |     |     |  |  |     |     |     |     |     |  |  |  |  |     |     |     |     |     |  |  |  |  |  |  |  |  |  |  |  |  |  |  |  |  |  |  |  |  |  |  |  |  |  |  |  |  |  |  |  |  |  |  |  |  |  |  |  |  |
| HULAH DAM             | //                |   |   |   |   |   |   |   |   |    |    |    |                   |     |     |   |   |   |   |   |   |    |     |     |       |     |     |  |  |  |  |     |     |     |  |  |  |  |  |  |     |     |     |     |     |     |     |  |  |     |     |     |     |     |  |  |  |  |     |     |     |     |     |  |  |  |  |  |  |  |  |  |  |  |  |  |  |  |  |  |  |  |  |  |  |  |  |  |  |  |  |  |  |  |  |  |  |  |  |  |  |  |  |
| PANUSKA               | //                |   |   |   |   |   |   |   |   |    |    |    |                   |     |     |   |   |   |   |   |   |    |     |     |       |     |     |  |  |  |  |     |     |     |  |  |  |  |  |  |     |     |     |     |     |     |     |  |  |     |     |     |     |     |  |  |  |  |     |     |     |     |     |  |  |  |  |  |  |  |  |  |  |  |  |  |  |  |  |  |  |  |  |  |  |  |  |  |  |  |  |  |  |  |  |  |  |  |  |  |  |  |  |
| PONCA CITY            | //                |   |   |   |   |   |   |   |   |    |    |    |                   |     |     |   |   |   |   |   |   |    |     |     |       |     |     |  |  |  |  |     |     |     |  |  |  |  |  |  |     |     |     |     |     |     |     |  |  |     |     |     |     |     |  |  |  |  |     |     |     |     |     |  |  |  |  |  |  |  |  |  |  |  |  |  |  |  |  |  |  |  |  |  |  |  |  |  |  |  |  |  |  |  |  |  |  |  |  |  |  |  |  |
| -12th-                |                   |   |   |   |   |   |   |   |   |    |    |    |                   |     |     |   |   |   |   |   |   |    |     |     |       |     |     |  |  |  |  |     |     |     |  |  |  |  |  |  |     |     |     |     |     |     |     |  |  |     |     |     |     |     |  |  |  |  |     |     |     |     |     |  |  |  |  |  |  |  |  |  |  |  |  |  |  |  |  |  |  |  |  |  |  |  |  |  |  |  |  |  |  |  |  |  |  |  |  |  |  |  |  |
| ADAIR 5 SW            | //                |   |   |   |   |   |   |   |   |    |    |    |                   |     |     |   |   |   |   |   |   |    |     |     |       |     |     |  |  |  |  |     |     |     |  |  |  |  |  |  |     |     |     |     |     |     |     |  |  |     |     |     |     |     |  |  |  |  |     |     |     |     |     |  |  |  |  |  |  |  |  |  |  |  |  |  |  |  |  |  |  |  |  |  |  |  |  |  |  |  |  |  |  |  |  |  |  |  |  |  |  |  |  |
| ALBUS 7 NE            | //                |   |   |   |   |   |   |   |   |    |    |    |                   |     |     |   |   |   |   |   |   |    |     |     |       |     |     |  |  |  |  |     |     |     |  |  |  |  |  |  |     |     |     |     |     |     |     |  |  |     |     |     |     |     |  |  |  |  |     |     |     |     |     |  |  |  |  |  |  |  |  |  |  |  |  |  |  |  |  |  |  |  |  |  |  |  |  |  |  |  |  |  |  |  |  |  |  |  |  |  |  |  |  |
| AMES                  | //                |   |   |   |   |   |   |   |   |    |    |    |                   |     |     |   |   |   |   |   |   |    |     |     |       |     |     |  |  |  |  |     |     |     |  |  |  |  |  |  |     |     |     |     |     |     |     |  |  |     |     |     |     |     |  |  |  |  |     |     |     |     |     |  |  |  |  |  |  |  |  |  |  |  |  |  |  |  |  |  |  |  |  |  |  |  |  |  |  |  |  |  |  |  |  |  |  |  |  |  |  |  |  |
| ANTHON                | //                |   |   |   |   |   |   |   |   |    |    |    |                   |     |     |   |   |   |   |   |   |    |     |     |       |     |     |  |  |  |  |     |     |     |  |  |  |  |  |  |     |     |     |     |     |     |     |  |  |     |     |     |     |     |  |  |  |  |     |     |     |     |     |  |  |  |  |  |  |  |  |  |  |  |  |  |  |  |  |  |  |  |  |  |  |  |  |  |  |  |  |  |  |  |  |  |  |  |  |  |  |  |  |
| ANTLERS               | //                |   |   |   |   |   |   |   |   |    |    |    |                   |     |     |   |   |   |   |   |   |    |     |     |       |     |     |  |  |  |  |     |     |     |  |  |  |  |  |  |     |     |     |     |     |     |     |  |  |     |     |     |     |     |  |  |  |  |     |     |     |     |     |  |  |  |  |  |  |  |  |  |  |  |  |  |  |  |  |  |  |  |  |  |  |  |  |  |  |  |  |  |  |  |  |  |  |  |  |  |  |  |  |
| BENGAL                | //                |   |   |   |   |   |   |   |   |    |    |    |                   |     |     |   |   |   |   |   |   |    |     |     |       |     |     |  |  |  |  |     |     |     |  |  |  |  |  |  |     |     |     |     |     |     |     |  |  |     |     |     |     |     |  |  |  |  |     |     |     |     |     |  |  |  |  |  |  |  |  |  |  |  |  |  |  |  |  |  |  |  |  |  |  |  |  |  |  |  |  |  |  |  |  |  |  |  |  |  |  |  |  |
| CARTER TOWER          | //                |   |   |   |   |   |   |   |   |    |    |    |                   |     |     |   |   |   |   |   |   |    |     |     |       |     |     |  |  |  |  |     |     |     |  |  |  |  |  |  |     |     |     |     |     |     |     |  |  |     |     |     |     |     |  |  |  |  |     |     |     |     |     |  |  |  |  |  |  |  |  |  |  |  |  |  |  |  |  |  |  |  |  |  |  |  |  |  |  |  |  |  |  |  |  |  |  |  |  |  |  |  |  |
| CHANDLER 1 E          | //                |   |   |   |   |   |   |   |   |    |    |    |                   |     |     |   |   |   |   |   |   |    |     |     |       |     |     |  |  |  |  |     |     |     |  |  |  |  |  |  |     |     |     |     |     |     |     |  |  |     |     |     |     |     |  |  |  |  |     |     |     |     |     |  |  |  |  |  |  |  |  |  |  |  |  |  |  |  |  |  |  |  |  |  |  |  |  |  |  |  |  |  |  |  |  |  |  |  |  |  |  |  |  |
| CLEVELAND             | //                |   |   |   |   |   |   |   |   |    |    |    |                   |     |     |   |   |   |   |   |   |    |     |     |       |     |     |  |  |  |  |     |     |     |  |  |  |  |  |  |     |     |     |     |     |     |     |  |  |     |     |     |     |     |  |  |  |  |     |     |     |     |     |  |  |  |  |  |  |  |  |  |  |  |  |  |  |  |  |  |  |  |  |  |  |  |  |  |  |  |  |  |  |  |  |  |  |  |  |  |  |  |  |
| DUNCAN 1 SSW          | //                |   |   |   |   |   |   |   |   |    |    |    |                   |     |     |   |   |   |   |   |   |    |     |     |       |     |     |  |  |  |  |     |     |     |  |  |  |  |  |  |     |     |     |     |     |     |     |  |  |     |     |     |     |     |  |  |  |  |     |     |     |     |     |  |  |  |  |  |  |  |  |  |  |  |  |  |  |  |  |  |  |  |  |  |  |  |  |  |  |  |  |  |  |  |  |  |  |  |  |  |  |  |  |
| ELK CITY 2 SSE        | //                |   |   |   |   |   |   |   |   |    |    |    |                   |     |     |   |   |   |   |   |   |    |     |     |       |     |     |  |  |  |  |     |     |     |  |  |  |  |  |  |     |     |     |     |     |     |     |  |  |     |     |     |     |     |  |  |  |  |     |     |     |     |     |  |  |  |  |  |  |  |  |  |  |  |  |  |  |  |  |  |  |  |  |  |  |  |  |  |  |  |  |  |  |  |  |  |  |  |  |  |  |  |  |
| EUFULA DAM            | //                |   |   |   |   |   |   |   |   |    |    |    |                   |     |     |   |   |   |   |   |   |    |     |     |       |     |     |  |  |  |  |     |     |     |  |  |  |  |  |  |     |     |     |     |     |     |     |  |  |     |     |     |     |     |  |  |  |  |     |     |     |     |     |  |  |  |  |  |  |  |  |  |  |  |  |  |  |  |  |  |  |  |  |  |  |  |  |  |  |  |  |  |  |  |  |  |  |  |  |  |  |  |  |



# HOURLY PRECIPITATION

OKLAHOMA  
JUNE 1957

| Station               | A. M. Hour Ending |     |      |      |      |      |      |     |     |     |     |     | P. M. Hour Ending |   |   |   |   |   |   |   |   |    |    |     | Total |      |      |      |
|-----------------------|-------------------|-----|------|------|------|------|------|-----|-----|-----|-----|-----|-------------------|---|---|---|---|---|---|---|---|----|----|-----|-------|------|------|------|
|                       | 1                 | 2   | 3    | 4    | 5    | 6    | 7    | 8   | 9   | 10  | 11  | 12  | 1                 | 2 | 3 | 4 | 5 | 6 | 7 | 8 | 9 | 10 | 11 | 12  |       |      |      |      |
| ROLL                  | //                |     |      |      |      |      |      |     |     |     |     |     |                   |   |   |   |   |   |   |   |   |    |    | .02 | .02   |      |      |      |
| SEILING               | //                |     |      |      |      |      |      |     |     |     |     |     |                   |   |   |   |   |   |   |   |   |    |    |     | .24   | .48  |      |      |
| SHATTUCK              | //                |     |      |      |      |      |      |     |     |     |     |     |                   |   |   |   |   |   |   |   |   |    |    | .01 | .01   | .19  |      |      |
| WAYNOKA               | //                |     |      |      |      |      |      |     |     |     |     |     |                   |   |   |   |   |   |   |   |   |    |    | .03 | .04   | .04  |      |      |
| WEST BRANCH           | //                |     |      |      |      |      |      |     |     |     |     |     |                   |   |   |   |   |   |   |   |   |    |    | .48 | .45   | .45  |      |      |
| WICHITA MT WILD LIFE  | //                |     |      |      |      |      |      |     |     |     |     |     |                   |   |   |   |   |   |   |   |   |    |    | .07 | .01   | .38  |      |      |
| WOODWARD FIELD STA    | //                |     |      |      |      |      |      |     |     |     |     |     |                   |   |   |   |   |   |   |   |   |    |    |     |       |      |      |      |
| -18th-                |                   |     |      |      |      |      |      |     |     |     |     |     |                   |   |   |   |   |   |   |   |   |    |    |     |       |      |      |      |
| ADAIR 5 SW            | //                |     |      |      |      |      |      |     |     |     |     |     |                   |   |   |   |   |   |   |   |   |    |    |     |       | .03  | .34  |      |
| ALTUS 7 NE            | //                | .05 | .12  | .06  | .10  |      |      |     |     | .01 | .02 |     |                   |   |   |   |   |   |   |   |   |    |    |     |       | .02  | .34  |      |
| AMES                  | //                | .17 | .34  | .11  | .03  |      |      |     |     |     |     |     |                   |   |   |   |   |   |   |   |   |    |    |     |       | .05  | .65  |      |
| ANTHON                | //                | *   | *    | *    | 1.40 |      |      |     |     |     |     |     |                   |   |   |   |   |   |   |   |   |    |    |     |       | 1.40 | .06  |      |
| ARDMORE CAA AP        | //                |     |      |      |      |      |      |     |     |     |     |     |                   |   |   |   |   |   |   |   |   |    |    |     |       | .59  | .85  |      |
| CHANDLER 1 E          | //                |     | .04  | .11  | .05  | .24  | .06  | .05 | .01 | .03 |     |     |                   |   |   |   |   |   |   |   |   |    |    |     |       | .18  | .74  |      |
| CLEVELAND             | //                |     |      | .34  | .31  | .15  | .04  | .01 |     |     |     |     |                   |   |   |   |   |   |   |   |   |    |    |     |       | .57  | .85  |      |
| DUNCAN 1 SSW          | //                |     |      | .01  | .05  | .03  | .08  | .02 | .01 |     |     |     |                   |   |   |   |   |   |   |   |   |    |    |     |       | .18  | .74  |      |
| ELK CITY 2 SSE        | //                | .05 | .22  | .47  |      |      |      |     |     |     |     |     |                   |   |   |   |   |   |   |   |   |    |    |     |       | .57  | .74  |      |
| FORT COBB             | //                |     | .03  | .14  | .20  | .14  | .04  |     |     |     |     |     |                   |   |   |   |   |   |   |   |   |    |    |     |       | 1.04 | .74  |      |
| GEARY                 | //                | .34 | .05  | .32  | .19  | .10  | .01  | .01 | .02 |     |     |     |                   |   |   |   |   |   |   |   |   |    |    |     |       | 1.04 | .74  |      |
| GOODWELL              | //                |     | .02  |      |      |      |      |     |     |     |     |     |                   |   |   |   |   |   |   |   |   |    |    |     |       | .02  | .67  |      |
| GRAND RIVER DAM       | //                |     |      |      |      |      |      |     |     |     |     |     |                   |   |   |   |   |   |   |   |   |    |    |     |       | 1.50 | .67  |      |
| GREAT SALT PLAINS DAM | //                | *   | *    | *    | *    | .67  |      |     |     |     |     |     |                   |   |   |   |   |   |   |   |   |    |    |     |       | 1.50 | .67  |      |
| HENNEPIN              | //                |     |      | .16  | .24  | 1.23 | .12  | .01 | .05 |     |     |     |                   |   |   |   |   |   |   |   |   |    |    |     |       | 1.50 | .67  |      |
| HEYBURN DAM           | //                |     |      |      |      | .57  | .28  | .20 | .15 | .03 |     |     |                   |   |   |   |   |   |   |   |   |    |    |     |       | 1.50 | .67  |      |
| HOBART                | //                |     |      |      |      |      |      |     |     |     |     |     |                   |   |   |   |   |   |   |   |   |    |    |     |       | 1.50 | .67  |      |
| HULAH DAM             | //                | .16 | .18  | .13  | .13  | .22  | .15  |     |     |     |     |     |                   |   |   |   |   |   |   |   |   |    |    |     |       | .97  | .70  |      |
| LAKE OVERHOLSER       | //                |     | .13  | .12  | .04  | .01  | .02  | .18 | .20 |     |     |     |                   |   |   |   |   |   |   |   |   |    |    |     |       | .70  | .70  |      |
| MAYFIELD              | //                |     | .02  | .01  |      |      |      |     |     |     |     |     |                   |   |   |   |   |   |   |   |   |    |    |     |       | .14  | .43  |      |
| MC ALESTER 4 W        | //                |     | .30  | .08  | .04  | .01  |      |     |     |     |     |     |                   |   |   |   |   |   |   |   |   |    |    |     |       | .43  | 1.17 |      |
| NINNEKAH              | //                |     |      | .37  | .27  | .11  | .21  | .21 |     |     |     |     |                   |   |   |   |   |   |   |   |   |    |    |     |       | .43  | 1.17 |      |
| NOWATA                | //                |     |      | .08  | .52  | .15  | .13  | .07 | .03 | .01 | .01 |     |                   |   |   |   |   |   |   |   |   |    |    |     |       | .43  | 1.17 |      |
| OILTON 2 SE           | //                |     |      | .08  | .15  | .13  | .09  | .35 | .02 |     |     |     |                   |   |   |   |   |   |   |   |   |    |    |     |       | .43  | 1.17 |      |
| OKEMAH                | //                |     |      | .11  | .15  | .13  | .09  | .35 | .02 |     |     |     |                   |   |   |   |   |   |   |   |   |    |    |     |       | .43  | 1.17 |      |
| OKLA CITY WB AP       | //                | .06 | .17  | .24  | .25  | .05  | .13  | .03 | .02 |     |     |     |                   |   |   |   |   |   |   |   |   |    |    |     |       | .43  | 1.17 |      |
| OLOGAH DAM            | //                |     | .03  | .35  | .20  | .15  | .28  | .09 | .05 |     |     |     |                   |   |   |   |   |   |   |   |   |    |    |     |       | .43  | 1.17 |      |
| ORLANDO 3 E           | //                | .62 | .35  | .45  | .15  | .23  | .02  |     |     |     |     |     |                   |   |   |   |   |   |   |   |   |    |    |     |       | .43  | 1.17 |      |
| PAOLI 1 NW            | //                |     |      |      |      | .55  | .18  | .02 |     |     |     |     |                   |   |   |   |   |   |   |   |   |    |    |     |       | .43  | 1.17 |      |
| PAWBUSKA              | //                | .88 | 1.12 | .20  | .12  | .26  | .18  | .04 |     |     |     |     |                   |   |   |   |   |   |   |   |   |    |    | .02 |       | .43  | 1.17 |      |
| PAWNEE 6 NW           | //                | .01 | .85  | .30  | .12  | .20  | .03  | .01 |     |     |     |     |                   |   |   |   |   |   |   |   |   |    |    |     |       | .43  | 1.17 |      |
| PONCA CITY            | //                | .62 | .17  | .34  | .20  | .01  | .01  | .01 | .18 | .01 | .01 | .01 |                   |   |   |   |   |   |   |   |   |    |    |     |       | .43  | 1.17 |      |
| QUAPAW                | //                |     |      |      |      | .02  |      |     |     |     |     |     |                   |   |   |   |   |   |   |   |   |    |    |     |       | .43  | 1.17 |      |
| RANGE                 | //                |     |      |      |      |      |      |     |     |     |     |     |                   |   |   |   |   |   |   |   |   |    |    |     |       | .43  | 1.17 |      |
| ROFF                  | //                | .01 | .01  |      |      | .05  | .45  | .20 | .05 |     |     |     |                   |   |   |   |   |   |   |   |   |    |    |     |       | .43  | 1.17 |      |
| ROLL                  | //                | *   | *    | *    | .75  |      |      |     |     |     |     |     |                   |   |   |   |   |   |   |   |   |    |    |     |       | .43  | 1.17 |      |
| SEILING               | //                |     |      |      |      | .20  | 1.45 | .71 | .13 | .01 |     |     |                   |   |   |   |   |   |   |   |   |    |    |     |       | .43  | 1.17 |      |
| SNOMAC                | //                | .50 | 1.00 | .55  | .15  | .25  | .09  | .01 |     |     |     |     |                   |   |   |   |   |   |   |   |   |    |    |     |       | .43  | 1.17 |      |
| STILLWATER 3 N        | //                | .01 | .01  | .04  | .01  | .41  | .33  | .20 | .18 | .01 |     |     |                   |   |   |   |   |   |   |   |   |    |    |     |       | .43  | 1.17 |      |
| TULSA WB AP           | //                |     |      |      |      | .15  | .12  | .03 |     |     |     |     |                   |   |   |   |   |   |   |   |   |    |    |     |       | .43  | 1.17 |      |
| WEST BRANCH           | //                | .28 | .08  | .09  | .07  | .03  | .03  | .02 |     |     |     |     |                   |   |   |   |   |   |   |   |   |    |    |     |       | .43  | 1.17 |      |
| WICHITA MT WILD LIFE  | //                |     |      |      |      |      |      |     |     |     |     |     |                   |   |   |   |   |   |   |   |   |    |    |     |       | .43  | 1.17 |      |
| -20th-                |                   |     |      |      |      |      |      |     |     |     |     |     |                   |   |   |   |   |   |   |   |   |    |    |     |       |      |      |      |
| -21st-                |                   |     |      |      |      |      |      |     |     |     |     |     |                   |   |   |   |   |   |   |   |   |    |    |     |       |      |      |      |
| WEST BRANCH           | //                |     |      |      |      |      |      |     |     |     |     |     |                   |   |   |   |   |   |   |   |   |    |    |     |       | .05  | .05  |      |
| EVA                   | //                |     |      |      |      |      |      |     |     |     |     |     |                   |   |   |   |   |   |   |   |   |    |    |     |       | 1.20 | .68  | 1.88 |
| FORT SUPPLY DAM       | //                |     |      |      |      |      |      |     |     |     |     |     |                   |   |   |   |   |   |   |   |   |    |    |     |       |      | .36  | .36  |
| GREAT SALT PLAINS DAM | //                |     |      |      |      |      |      |     |     |     |     |     |                   |   |   |   |   |   |   |   |   |    |    |     |       |      | .30  | .30  |
| SHATTUCK              | //                |     |      |      |      |      |      |     |     |     |     |     |                   |   |   |   |   |   |   |   |   |    |    |     |       |      | .43  | .43  |
| WAYNOKA               | //                |     |      |      |      |      |      |     |     |     |     |     |                   |   |   |   |   |   |   |   |   |    |    |     |       |      | .43  | .43  |
| WOODWARD FIELD STA    | //                |     |      |      |      |      |      |     |     |     |     |     |                   |   |   |   |   |   |   |   |   |    |    |     |       |      | .43  | .43  |
| -22d-                 |                   |     |      |      |      |      |      |     |     |     |     |     |                   |   |   |   |   |   |   |   |   |    |    |     |       |      |      |      |
| ADAIR 5 SW            | //                |     |      |      |      |      |      |     |     |     |     |     |                   |   |   |   |   |   |   |   |   |    |    |     |       |      | .43  | .24  |
| AMES                  | //                | .07 | .13  |      | .04  | .22  | .08  | .05 | .08 |     |     |     |                   |   |   |   |   |   |   |   |   |    |    |     |       |      | .24  | 1.03 |
| ANTLERS               | //                |     |      |      |      |      |      |     |     |     |     |     |                   |   |   |   |   |   |   |   |   |    |    |     |       |      | .50  | .40  |
| ARDMORE CAA AP        | //                |     |      |      |      |      |      |     |     |     |     |     |                   |   |   |   |   |   |   |   |   |    |    |     |       |      | .50  | .40  |
| BENGAL                | //                |     |      |      |      |      |      |     |     |     |     |     |                   |   |   |   |   |   |   |   |   |    |    |     |       |      | .50  | .40  |
| BOISE CITY            | //                |     |      |      |      |      |      |     |     |     |     |     |                   |   |   |   |   |   |   |   |   |    |    |     |       |      | .50  | .40  |
| CANEY 1 E             | //                |     |      |      |      |      |      |     |     |     |     |     |                   |   |   |   |   |   |   |   |   |    |    |     |       |      | .50  | .40  |
| CARTER TOWER          | //                |     |      |      |      |      |      |     |     |     |     |     |                   |   |   |   |   |   |   |   |   |    |    |     |       |      | .50  | .40  |
| CHANDLER 1 E          | //                |     |      |      | .18  | .11  | .08  | .01 | .01 |     |     |     |                   |   |   |   |   |   |   |   |   |    |    |     |       |      | .50  | .40  |
| CLEVELAND             | //                |     |      |      | .26  | .06  | .13  | .01 | .01 |     |     |     |                   |   |   |   |   |   |   |   |   |    |    |     |       |      | .50  | .40  |
| EUFALA DAM            | //                |     |      |      |      |      | .09  | .16 |     |     |     |     |                   |   |   |   |   |   |   |   |   |    |    |     |       |      | .50  | .40  |
| EVA                   | //                | .24 |      |      |      |      |      |     |     |     |     |     |                   |   |   |   |   |   |   |   |   |    |    |     |       |      | .50  | .40  |
| FORT COBB             | //                |     |      |      |      |      |      |     |     |     |     |     |                   |   |   |   |   |   |   |   |   |    |    |     |       |      | .50  | .40  |
| FORT GIBSON DAM       | //                |     |      |      |      |      | .23  | .10 | .05 |     |     |     |                   |   |   |   |   |   |   |   |   |    |    |     |       |      | .50  | .40  |
| GEARY                 | //                |     |      |      | .03  | .23  | .09  | .01 |     |     |     |     |                   |   |   |   |   |   |   |   |   |    |    |     |       |      | .50  | .40  |
| GOODWELL              | //                |     |      |      |      |      |      |     |     |     |     |     |                   |   |   |   |   |   |   |   |   |    |    |     |       |      | .50  | .40  |
| GRAND RIVER DAM       | //                | *   | *    | 1.06 |      |      |      |     |     |     |     |     |                   |   |   |   |   |   |   |   |   |    |    |     |       |      | .50  | .40  |
| GREAT SALT PLAINS DAM | //                | *   | *    | 1.06 |      |      |      |     |     |     |     |     |                   |   |   |   |   |   |   |   |   |    |    |     |       |      | .50  | .40  |
| HEAVENER EXP FARM     | //                |     |      |      |      |      |      |     |     |     |     |     |                   |   |   |   |   |   |   |   |   |    |    |     |       |      | .50  | .40  |
| HENNEPIN              | //                |     |      |      |      |      | .40  | .06 | .04 | .06 | .01 |     |                   |   |   |   |   |   |   |   |   |    |    |     |       |      | .50  | .40  |
| HEYBURN DAM           | //                |     |      |      |      |      | .40  | .06 | .04 | .06 | .01 |     |                   |   |   |   |   |   |   |   |   |    |    |     |       |      | .50  | .40  |
| HUGO                  | //                |     |      |      | .82  | .18  | .10  | .06 | .02 |     |     |     |                   |   |   |   |   |   |   |   |   |    |    |     |       |      | .50  | .40  |
| HULAH DAM             | //                |     |      |      |      |      |      |     |     |     |     |     |                   |   |   |   |   |   |   |   |   |    |    |     |       |      | .50  | .40  |
| KINGSTON              | //                |     |      |      |      |      |      |     |     |     |     |     |                   |   |   |   |   |   |   |   |   |    |    |     |       |      | .50  | .40  |
| LAKE OVERHOLSER       | //                | *   | *    | *    | *    | 1.35 | *    | *   |     |     |     |     |                   |   |   |   |   |   |   |   |   |    |    |     |       |      | .50  | .40  |
| MC ALESTER 4 W        | //                |     |      |      |      |      | .41  | .07 | .01 | .02 | .03 |     |                   |   |   |   |   |   |   |   |   |    |    |     |       | .50  | .40  |      |
| MUSKOGEE              | //                |     |      |      |      |      | .09  | .02 |     |     |     |     |                   |   |   |   |   |   |   |   |   |    |    |     |       |      | .50  | .40  |
| NINNEKAH              | //                |     |      |      |      |      |      |     |     |     |     |     |                   |   |   |   |   |   |   |   |   |    |    |     |       |      |      |      |









# HOURLY PRECIPITATION

SUPPLEMENTAL DATA  
JUNE 1957

| Station      | A. M. Hour Ending |      |     |      |     |     |      |      |      |     |     |     | P. M. Hour Ending |     |     |     |   |   |     |     |     |     |     |      | Total |      |
|--------------|-------------------|------|-----|------|-----|-----|------|------|------|-----|-----|-----|-------------------|-----|-----|-----|---|---|-----|-----|-----|-----|-----|------|-------|------|
|              | 1                 | 2    | 3   | 4    | 5   | 6   | 7    | 8    | 9    | 10  | 11  | 12  | 1                 | 2   | 3   | 4   | 5 | 6 | 7   | 8   | 9   | 10  | 11  | 12   |       |      |
|              | <b>-15th-</b>     |      |     |      |     |     |      |      |      |     |     |     |                   |     |     |     |   |   |     |     |     |     |     |      |       |      |
| ADA          | .58               | 3.79 | .36 | .29  |     |     |      |      |      |     |     |     |                   |     |     |     |   |   |     |     |     |     |     |      | 5.02  |      |
| ARDMORE      |                   | *    | *   | *    | *   | *   |      |      |      |     |     |     |                   |     |     |     |   |   |     |     |     |     |     |      | *     | 1.91 |
| CALVIN       | 1.10              | .63  | .16 |      |     |     |      |      |      |     |     |     |                   |     |     |     |   |   |     |     |     |     |     |      | 1.26  |      |
| COALGATE     |                   |      | .50 | .76  |     |     |      |      |      |     |     |     |                   |     |     |     |   |   |     |     |     |     |     |      | -     |      |
| HEALDTON     |                   |      |     |      |     |     |      |      |      |     |     |     |                   |     |     |     |   |   |     |     |     |     |     |      | 1.44  |      |
| MARLOW       | 1.43              | .01  |     |      |     |     |      |      |      |     |     |     |                   |     |     |     |   |   |     |     |     |     |     |      | .85   |      |
| QUINTON      | .29               | .16  |     |      |     |     |      |      |      |     |     |     |                   |     |     |     |   |   |     |     |     |     |     |      | .01   |      |
| TECUMSEH     | .01               |      |     |      |     |     |      |      |      |     |     |     |                   |     |     |     |   |   |     |     |     |     |     |      | .01   |      |
| WARNER       |                   |      | .01 |      |     |     |      |      |      |     |     |     |                   |     |     |     |   |   |     |     |     |     |     |      |       |      |
| CLAYTON      |                   |      |     |      |     |     |      |      |      |     |     |     |                   |     |     |     |   |   | .07 | .01 |     |     |     |      | .08   |      |
|              | <b>-16th-</b>     |      |     |      |     |     |      |      |      |     |     |     |                   |     |     |     |   |   |     |     |     |     |     |      |       |      |
|              | <b>-17th-</b>     |      |     |      |     |     |      |      |      |     |     |     |                   |     |     |     |   |   |     |     |     |     |     |      |       |      |
| APACHE       |                   |      |     |      |     |     |      |      |      |     |     |     |                   |     |     |     |   |   |     |     |     |     |     | .04  | .04   |      |
| BRITTON      |                   |      |     |      |     |     |      |      |      |     |     |     |                   |     |     |     |   |   |     |     |     |     |     | .09  | .09   |      |
| CLINTON      |                   |      |     |      |     |     |      |      |      |     |     |     |                   |     |     |     |   |   | .06 | .18 | .01 | .07 | .04 |      | .36   |      |
| CRESCENT     |                   |      |     |      |     |     |      |      |      |     |     |     |                   |     |     |     |   |   | .05 | .03 | .01 | .01 | .29 | *    | .39   |      |
| HOBART       |                   |      |     |      |     |     |      |      |      |     |     |     |                   |     |     |     |   |   |     |     |     |     |     |      | *     |      |
| TALOGA       |                   |      |     |      |     |     |      |      |      |     |     |     |                   |     |     |     |   |   |     |     |     |     |     |      | *     |      |
|              | <b>-18th-</b>     |      |     |      |     |     |      |      |      |     |     |     |                   |     |     |     |   |   |     |     |     |     |     |      |       |      |
| ADA          |                   | .08  | .06 | .12  | .15 | .04 | .06  | .21  | .03  |     |     |     |                   |     |     |     |   |   |     |     |     |     |     |      | .32   |      |
| APACHE       |                   |      |     | *    | *   | .04 | *    | .26  |      |     |     |     |                   |     |     |     |   |   |     |     |     |     |     |      | .45   |      |
| ARDMORE      |                   | .47  | .36 | 1.08 | .29 | .01 | .23  | .06  | .01  |     |     |     |                   |     |     |     |   |   |     |     |     |     |     |      | .26   |      |
| BRITTON      |                   |      |     |      |     |     |      | .63  | .17  | .01 |     |     |                   |     |     |     |   |   |     |     |     |     |     |      | 2.31  |      |
| CALVIN       |                   | .07  | .01 | .12  | .05 | .15 | .07  | .04  | .01  |     |     |     |                   |     |     |     |   |   |     |     |     |     |     |      | .81   |      |
| CHANDLER     |                   |      | .07 | .07  | .12 | .01 |      |      |      |     |     |     |                   |     |     |     |   |   |     |     |     |     |     |      | .45   |      |
| CLINTON      |                   | .18  | .44 | .14  | .48 | .04 |      |      | .27  | .21 |     |     |                   |     |     |     |   |   |     |     |     |     |     |      | .27   |      |
| COALGATE     |                   |      |     |      |     |     |      |      |      |     |     |     |                   |     |     |     |   |   |     |     |     |     |     |      | .48   |      |
| CRESCENT     |                   | 1.67 | .37 | .01  | .02 | .03 | .02  | .01  |      |     |     |     |                   |     |     |     |   |   |     |     |     |     |     |      | 1.28  |      |
| FREDERICK    |                   | *    | *   | *    | *   | *   | 1.43 |      |      |     |     |     |                   |     |     |     |   |   |     |     |     |     |     |      | 2.13  |      |
| HEALDTON     |                   | *    | *   | *    | *   | *   | 1.43 |      |      |     |     |     |                   |     |     |     |   |   |     |     |     |     |     |      | 1.43  |      |
| HOBART       |                   | .08  | .07 | .15  | .31 | .07 |      |      |      |     |     |     |                   |     |     |     |   |   |     |     |     |     |     |      | .68   |      |
| LOOKEBA      |                   | .01  | .37 | .53  | .04 | .08 | .02  |      |      |     |     |     |                   |     |     |     |   |   |     |     |     |     |     |      | 1.05  |      |
| MARLOW       |                   |      |     |      |     |     |      |      |      |     |     |     |                   |     |     |     |   |   |     |     |     |     |     |      | -     |      |
| TALOGA       |                   |      |     | 1.25 | .95 | .22 | .17  | .11  |      |     |     |     |                   |     |     |     |   |   |     |     |     |     |     |      | 2.70  |      |
| TECUMSEH     |                   |      | .32 | .16  | .08 | .08 |      | .02  |      |     |     |     |                   |     |     |     |   |   |     |     |     |     |     |      | .66   |      |
| WALTERS      |                   |      |     |      |     |     |      |      | .03  |     |     |     |                   |     |     |     |   |   |     |     |     |     |     |      | .03   |      |
| WARNER       |                   |      |     |      |     |     |      |      |      |     |     |     |                   |     |     |     |   |   |     |     |     |     |     |      | 2.19  |      |
| WATONGA      |                   |      | .01 | .03  | .01 | .05 | 2.09 |      |      |     |     |     |                   |     |     |     |   |   |     |     |     |     |     |      |       |      |
|              | <b>-22d-</b>      |      |     |      |     |     |      |      |      |     |     |     |                   |     |     |     |   |   |     |     |     |     |     |      |       |      |
| ADA          |                   |      |     |      |     | .06 | .32  | .01  |      |     |     |     |                   |     |     |     |   |   |     |     |     |     |     |      | .39   |      |
| APACHE       |                   |      |     |      |     |     | .05  | .29  | .05  |     |     |     |                   |     |     |     |   |   |     |     |     |     |     |      | .05   |      |
| ARDMORE      |                   |      |     | 1.44 | .65 | .92 | .09  | .09  | .07  | .02 |     |     |                   |     |     |     |   |   |     |     |     |     |     |      | .34   |      |
| BRITTON      |                   |      |     |      | .15 | .39 | .01  | .01  | .03  | .02 |     |     |                   |     |     |     |   |   |     |     |     |     |     |      | 3.10  |      |
| CALVIN       |                   |      |     | .27  | .22 | .06 | .22  | .15  | .03  | .16 | .02 |     |                   |     |     |     |   |   |     |     |     |     |     |      | .83   |      |
| CHANDLER     |                   |      |     |      |     |     | .03  | .27  | .06  |     |     |     |                   |     |     |     |   |   |     |     |     |     |     |      | .60   |      |
| CLAYTON      |                   |      |     |      |     |     |      |      |      |     |     |     |                   |     |     |     |   |   |     |     |     |     |     |      | .58   |      |
| COALGATE     |                   |      |     |      |     |     |      |      |      |     |     |     |                   |     |     |     |   |   |     |     |     |     |     |      |       |      |
| CRESCENT     |                   |      | .59 | .26  | .05 |     |      |      |      |     |     |     |                   |     |     |     |   |   |     |     |     |     |     |      | .36   |      |
| DURANT       |                   |      |     |      |     |     |      |      | .18  |     |     |     |                   |     |     |     |   |   |     |     |     |     |     |      | .90   |      |
| HEALDTON     |                   |      |     |      |     |     |      |      |      |     |     |     |                   |     |     |     |   |   |     |     |     |     |     |      | .18   |      |
| QUINTON      |                   |      |     |      |     |     | .21  | .03  |      |     |     |     |                   |     |     |     |   |   |     |     |     |     |     |      | -     |      |
| TALOGA       |                   | .05  | .81 | .05  |     |     |      |      |      |     |     |     |                   |     |     |     |   |   |     |     |     |     |     |      | .24   |      |
| TECUMSEH     |                   |      |     |      | .22 | .33 | .14  | .11  | .20  |     |     |     |                   |     |     |     |   |   |     |     |     |     |     |      | .91   |      |
| WAGONER      |                   |      |     |      | .05 | .32 | .03  |      |      | .01 |     |     |                   |     |     |     |   |   |     |     |     |     |     |      | 1.00  |      |
| WARNER       |                   |      |     |      |     | .01 | .21  | .02  |      |     |     |     |                   |     |     |     |   |   |     |     |     |     |     |      | .41   |      |
| WATONGA      |                   |      |     | 1.09 | .38 |     |      |      |      |     |     |     |                   |     |     |     |   |   |     |     |     |     |     |      | .24   |      |
|              | <b>-23d-</b>      |      |     |      |     |     |      |      |      |     |     |     |                   |     |     |     |   |   |     |     |     |     |     |      |       |      |
| ADA          |                   |      |     |      |     |     | .01  | .08  | .51  | .09 | .15 | .05 |                   |     |     |     |   |   |     |     |     |     |     |      | .81   |      |
| APACHE       |                   |      |     |      |     |     |      | .08  | .13  | .17 | .16 | .08 |                   |     |     |     |   |   |     |     |     |     |     |      | .08   |      |
| ARDMORE      |                   |      |     |      |     |     | .35  | .60  | .46  | .18 | .02 |     |                   |     |     |     |   |   |     |     |     |     |     |      | .54   |      |
| BRITTON      |                   |      |     |      |     |     |      | .07  | .69  | .05 |     |     |                   |     |     |     |   |   |     |     |     |     |     |      | 1.61  |      |
| CALVIN       |                   |      |     |      |     | .12 | .22  | .60  | .16  | .12 |     |     |                   |     |     |     |   |   |     |     |     |     |     |      | .81   |      |
| CHANDLER     |                   |      |     |      |     |     |      |      |      |     |     |     |                   |     |     |     |   |   |     |     |     |     |     |      | 1.22  |      |
| CLAYTON      |                   |      |     |      |     | .60 | .19  | .01  |      |     |     |     | .37               | .05 | .03 |     |   |   |     |     |     |     |     |      | .45   |      |
| CLINTON      |                   |      |     |      |     |     |      |      |      |     |     |     |                   |     |     |     |   |   |     |     |     |     |     |      | .80   |      |
| COALGATE     |                   |      |     |      |     |     |      |      |      |     |     |     |                   |     |     |     |   |   |     |     |     |     |     |      | .52   |      |
| CRESCENT     |                   |      |     | .10  | .01 | .45 | .80  | .20  | .27  | .04 | .35 | .02 | .08               | .07 |     |     |   |   |     |     |     |     |     | 1.06 |       |      |
| DURANT       |                   |      |     |      |     |     |      |      |      |     |     |     | .16               | .32 | .08 | .04 |   |   |     |     |     |     |     |      | .60   |      |
| HEALDTON     |                   |      |     |      |     |     |      |      |      |     |     |     |                   |     |     |     |   |   |     |     |     |     |     |      | -     |      |
| LOOKEBA      |                   |      |     |      |     |     | .32  | .28  | .78  |     |     |     |                   |     |     |     |   |   |     |     |     |     |     |      | .60   |      |
| MARLOW       |                   |      |     |      |     |     |      |      |      |     |     |     |                   |     |     |     |   |   |     |     |     |     |     |      | .78   |      |
| QUINTON      |                   |      |     |      |     |     |      |      |      |     |     | .31 | .04               |     |     |     |   |   |     |     |     |     |     |      | 1.50  |      |
| TALOGA       |                   |      |     | .18  | .52 | .56 | .20  | .04  | 1.19 | .26 | .11 | .13 | .09               |     |     |     |   |   |     |     |     |     |     | 1.56 |       |      |
| TECUMSEH     |                   |      |     |      |     |     |      |      |      | .01 | .57 | .13 | .09               |     |     |     |   |   |     |     |     |     |     |      | .80   |      |
| WAGONER      |                   |      |     |      |     |     |      |      |      |     | .64 | .15 | .03               |     |     |     |   |   |     |     |     |     |     |      | .82   |      |
| WARNER       |                   |      |     |      |     |     | .20  | .30  | .40  | .11 |     |     | .08               | .06 |     |     |   |   |     |     |     |     |     |      | 1.01  |      |
| WATONGA      |                   |      |     |      |     |     |      |      |      |     | .02 | .10 | .08               | .06 |     |     |   |   |     |     |     |     |     |      | .26   |      |
| WILLIS       |                   |      |     |      |     |     |      |      |      |     |     |     |                   |     |     |     |   |   |     |     |     |     |     |      |       |      |
|              | <b>-26th-</b>     |      |     |      |     |     |      |      |      |     |     |     |                   |     |     |     |   |   |     |     |     |     |     |      |       |      |
| BRITTON      |                   |      |     |      |     |     |      |      |      |     |     |     |                   |     |     |     |   |   |     |     |     |     |     |      | -     |      |
| CHANDLER     |                   |      |     |      |     |     |      |      |      |     |     |     |                   |     |     |     |   |   |     |     |     |     |     |      | -     |      |
| CRESCENT     |                   |      |     |      |     | .15 | .95  | 1.49 | .01  | .05 | .01 |     |                   |     |     |     |   |   |     |     |     |     |     |      | .06   |      |
| WATONGA      |                   |      |     |      |     |     | .02  | .65  | .03  |     |     |     |                   |     |     |     |   |   |     |     |     |     |     |      | 2.60  |      |
|              | <b>-27th-</b>     |      |     |      |     |     |      |      |      |     |     |     |                   |     |     |     |   |   |     |     |     |     |     |      |       |      |
| CHANDLER     |                   |      |     |      |     |     |      |      |      |     |     |     |                   |     |     |     |   |   |     |     |     |     |     |      | -     |      |
| QUINTON      |                   |      |     |      |     |     |      |      |      |     |     |     |                   |     |     |     |   |   |     |     |     |     |     |      | -     |      |
| TALOGA       |                   |      |     |      |     |     |      |      | .02  | .01 |     |     |                   |     |     |     |   |   | .01 | .03 |     |     |     |      | .38   |      |
|              | <b>-28th-</b>     |      |     |      |     |     |      |      |      |     |     |     |                   |     |     |     |   |   |     |     |     |     |     |      |       |      |
| CALVIN       |                   |      |     | .06  |     |     |      |      |      |     |     |     |                   |     |     |     |   |   |     |     |     |     |     |      | .06   |      |
|              | <b>-30th-</b>     |      |     |      |     |     |      |      |      |     |     |     |                   |     |     |     |   |   |     |     |     |     |     |      |       |      |
| APACHE       |                   |      |     | .06  |     |     |      |      |      |     |     |     |                   |     |     |     |   |   |     |     |     |     |     |      | .06   |      |
| DIBBLE       |                   |      |     |      |     |     |      |      |      |     |     |     |                   |     |     |     |   |   |     |     |     |     |     |      | -     |      |
| PAULS VALLEY |                   |      |     |      |     |     |      |      |      |     |     |     |                   |     |     |     |   |   |     |     |     |     |     |      | -     |      |
| TALOGA       |                   |      |     |      |     |     |      |      |      |     |     |     |                   |     |     |     |   |   |     |     |     |     |     |      | -     |      |
| WARNER       |                   |      |     |      |     |     |      |      |      |     |     |     |                   |     |     |     |   |   |     |     |     |     |     |      | -     |      |
| WATONGA      | .01               | .06  | .06 | .01  |     |     |      |      |      | .15 |     |     |                   |     |     |     |   |   |     |     |     |     |     |      | .15   |      |

TEXAS

HOURLY PRECIPITATION

JUNE 1957

| Station                | A. M. Hour Ending |   |   |   |   |   |   |   |   |    |    |    | P. M. Hour Ending |   |   |   |   |   |   |   |   |    |    |    | Total |
|------------------------|-------------------|---|---|---|---|---|---|---|---|----|----|----|-------------------|---|---|---|---|---|---|---|---|----|----|----|-------|
|                        | 1                 | 2 | 3 | 4 | 5 | 6 | 7 | 8 | 9 | 10 | 11 | 12 | 1                 | 2 | 3 | 4 | 5 | 6 | 7 | 8 | 9 | 10 | 11 | 12 |       |
| ABILENE WB AP          |                   |   |   |   |   |   |   |   |   |    |    |    |                   |   |   |   |   |   |   |   |   |    |    |    | .23   |
| AMARILLO WB AP         |                   |   |   |   |   |   |   |   |   |    |    |    |                   |   |   |   |   |   |   |   |   |    |    |    | .07   |
| ANDREWS                |                   |   |   |   |   |   |   |   |   |    |    |    |                   |   |   |   |   |   |   |   |   |    |    |    | .07   |
| ANNA                   |                   |   |   |   |   |   |   |   |   |    |    |    |                   |   |   |   |   |   |   |   |   |    |    |    | .06   |
| ASHERTON               |                   |   |   |   |   |   |   |   |   |    |    |    |                   |   |   |   |   |   |   |   |   |    |    |    | .08   |
| AUSTIN WB AP           |                   |   |   |   |   |   |   |   |   |    |    |    |                   |   |   |   |   |   |   |   |   |    |    |    | .07   |
| BALMORHEA 2 ENE        |                   |   |   |   |   |   |   |   |   |    |    |    |                   |   |   |   |   |   |   |   |   |    |    |    | .08   |
| BANKERSMITH            |                   |   |   |   |   |   |   |   |   |    |    |    |                   |   |   |   |   |   |   |   |   |    |    |    | .07   |
| BAY CITY 2 S           |                   |   |   |   |   |   |   |   |   |    |    |    |                   |   |   |   |   |   |   |   |   |    |    |    | .73   |
| BAYTOWN 1 N            |                   |   |   |   |   |   |   |   |   |    |    |    |                   |   |   |   |   |   |   |   |   |    |    |    | .75   |
| BEVILL 5 NE            |                   |   |   |   |   |   |   |   |   |    |    |    |                   |   |   |   |   |   |   |   |   |    |    |    | .98   |
| BELTON DAM             |                   |   |   |   |   |   |   |   |   |    |    |    |                   |   |   |   |   |   |   |   |   |    |    |    | 1.49  |
| BENAVIDES              |                   |   |   |   |   |   |   |   |   |    |    |    |                   |   |   |   |   |   |   |   |   |    |    |    | .50   |
| BENBROOK DAM           |                   |   |   |   |   |   |   |   |   |    |    |    |                   |   |   |   |   |   |   |   |   |    |    |    | 1.64  |
| BIG LAKE               |                   |   |   |   |   |   |   |   |   |    |    |    |                   |   |   |   |   |   |   |   |   |    |    |    | .14   |
| BIG SPRING FIELD STA   |                   |   |   |   |   |   |   |   |   |    |    |    |                   |   |   |   |   |   |   |   |   |    |    |    | .08   |
| BON WIER               |                   |   |   |   |   |   |   |   |   |    |    |    |                   |   |   |   |   |   |   |   |   |    |    |    | .46   |
| BONITA                 |                   |   |   |   |   |   |   |   |   |    |    |    |                   |   |   |   |   |   |   |   |   |    |    |    | .85   |
| BRADY                  |                   |   |   |   |   |   |   |   |   |    |    |    |                   |   |   |   |   |   |   |   |   |    |    |    | .09   |
| BRICE                  |                   |   |   |   |   |   |   |   |   |    |    |    |                   |   |   |   |   |   |   |   |   |    |    |    | .17   |
| BRIGGS 2 WNW           |                   |   |   |   |   |   |   |   |   |    |    |    |                   |   |   |   |   |   |   |   |   |    |    |    | .38   |
| BROWNSVILLE WB AP      |                   |   |   |   |   |   |   |   |   |    |    |    |                   |   |   |   |   |   |   |   |   |    |    |    | 2.00  |
| BUCHANAN DAM           |                   |   |   |   |   |   |   |   |   |    |    |    |                   |   |   |   |   |   |   |   |   |    |    |    | .46   |
| CALHOUN                |                   |   |   |   |   |   |   |   |   |    |    |    |                   |   |   |   |   |   |   |   |   |    |    |    | 2.33  |
| CHEAPSIDE              |                   |   |   |   |   |   |   |   |   |    |    |    |                   |   |   |   |   |   |   |   |   |    |    |    | 2.51  |
| CHEROKEE               |                   |   |   |   |   |   |   |   |   |    |    |    |                   |   |   |   |   |   |   |   |   |    |    |    | 1.25  |
| CHILDRESS              |                   |   |   |   |   |   |   |   |   |    |    |    |                   |   |   |   |   |   |   |   |   |    |    |    | .22   |
| CONROE                 |                   |   |   |   |   |   |   |   |   |    |    |    |                   |   |   |   |   |   |   |   |   |    |    |    | 2.81  |
| CORPUS CHRISTI WB AP   |                   |   |   |   |   |   |   |   |   |    |    |    |                   |   |   |   |   |   |   |   |   |    |    |    | 1.16  |
| COTULLA                |                   |   |   |   |   |   |   |   |   |    |    |    |                   |   |   |   |   |   |   |   |   |    |    |    | 2.38  |
| CRANE                  |                   |   |   |   |   |   |   |   |   |    |    |    |                   |   |   |   |   |   |   |   |   |    |    |    | .28   |
| CRANE MILLS GAP        |                   |   |   |   |   |   |   |   |   |    |    |    |                   |   |   |   |   |   |   |   |   |    |    |    | .05   |
| CRESSON                |                   |   |   |   |   |   |   |   |   |    |    |    |                   |   |   |   |   |   |   |   |   |    |    |    | .80   |
| CROSS PLAINS NO 2      |                   |   |   |   |   |   |   |   |   |    |    |    |                   |   |   |   |   |   |   |   |   |    |    |    | .09   |
| DAWSON                 |                   |   |   |   |   |   |   |   |   |    |    |    |                   |   |   |   |   |   |   |   |   |    |    |    | .09   |
| DELL CITY 5 S          |                   |   |   |   |   |   |   |   |   |    |    |    |                   |   |   |   |   |   |   |   |   |    |    |    | .40   |
| DEMISON DAM            |                   |   |   |   |   |   |   |   |   |    |    |    |                   |   |   |   |   |   |   |   |   |    |    |    | .14   |
| DENTON EXP STATION     |                   |   |   |   |   |   |   |   |   |    |    |    |                   |   |   |   |   |   |   |   |   |    |    |    | .37   |
| DEPORT                 |                   |   |   |   |   |   |   |   |   |    |    |    |                   |   |   |   |   |   |   |   |   |    |    |    | 2.34  |
| EDEN 2                 |                   |   |   |   |   |   |   |   |   |    |    |    |                   |   |   |   |   |   |   |   |   |    |    |    | .14   |
| ELECTRA                |                   |   |   |   |   |   |   |   |   |    |    |    |                   |   |   |   |   |   |   |   |   |    |    |    | 1.23  |
| EVANT                  |                   |   |   |   |   |   |   |   |   |    |    |    |                   |   |   |   |   |   |   |   |   |    |    |    | .14   |
| FLAT                   |                   |   |   |   |   |   |   |   |   |    |    |    |                   |   |   |   |   |   |   |   |   |    |    |    | 1.23  |
| FORT STOCKTON 25 SSW   |                   |   |   |   |   |   |   |   |   |    |    |    |                   |   |   |   |   |   |   |   |   |    |    |    | .14   |
| FORT WORTH WB AP       |                   |   |   |   |   |   |   |   |   |    |    |    |                   |   |   |   |   |   |   |   |   |    |    |    | .07   |
| FORT WORTH MEACHAM FLD |                   |   |   |   |   |   |   |   |   |    |    |    |                   |   |   |   |   |   |   |   |   |    |    |    | .45   |
| FREDERICKSBURG         |                   |   |   |   |   |   |   |   |   |    |    |    |                   |   |   |   |   |   |   |   |   |    |    |    | 1.32  |
| GAGEBY 1 W             |                   |   |   |   |   |   |   |   |   |    |    |    |                   |   |   |   |   |   |   |   |   |    |    |    | .14   |
| GAINESVILLE            |                   |   |   |   |   |   |   |   |   |    |    |    |                   |   |   |   |   |   |   |   |   |    |    |    | .74   |
| GALVESTON WB CITY      |                   |   |   |   |   |   |   |   |   |    |    |    |                   |   |   |   |   |   |   |   |   |    |    |    | .89   |
| GARDEN CITY 16 E       |                   |   |   |   |   |   |   |   |   |    |    |    |                   |   |   |   |   |   |   |   |   |    |    |    | .66   |
| GARZA LITTLE ELM DAM   |                   |   |   |   |   |   |   |   |   |    |    |    |                   |   |   |   |   |   |   |   |   |    |    |    | .50   |
| GILMER 2 S             |                   |   |   |   |   |   |   |   |   |    |    |    |                   |   |   |   |   |   |   |   |   |    |    |    | .03   |
| GORDONVILLE            |                   |   |   |   |   |   |   |   |   |    |    |    |                   |   |   |   |   |   |   |   |   |    |    |    | .23   |
| GORMAN                 |                   |   |   |   |   |   |   |   |   |    |    |    |                   |   |   |   |   |   |   |   |   |    |    |    | .11   |
| HALL RANCH             |                   |   |   |   |   |   |   |   |   |    |    |    |                   |   |   |   |   |   |   |   |   |    |    |    | .35   |
| HEREFORD               |                   |   |   |   |   |   |   |   |   |    |    |    |                   |   |   |   |   |   |   |   |   |    |    |    | .23   |
| HINDES                 |                   |   |   |   |   |   |   |   |   |    |    |    |                   |   |   |   |   |   |   |   |   |    |    |    | .11   |
| MONEY GROVE            |                   |   |   |   |   |   |   |   |   |    |    |    |                   |   |   |   |   |   |   |   |   |    |    |    | .35   |
| MORDS CREEK DAM        |                   |   |   |   |   |   |   |   |   |    |    |    |                   |   |   |   |   |   |   |   |   |    |    |    | 1.53  |
| HOUSTON WB CITY        |                   |   |   |   |   |   |   |   |   |    |    |    |                   |   |   |   |   |   |   |   |   |    |    |    | .91   |
| HOUSTON ADDICKS        |                   |   |   |   |   |   |   |   |   |    |    |    |                   |   |   |   |   |   |   |   |   |    |    |    | .58   |
| HOUSTON ALIEF          |                   |   |   |   |   |   |   |   |   |    |    |    |                   |   |   |   |   |   |   |   |   |    |    |    | .26   |
| HOUSTON SATSUMA        |                   |   |   |   |   |   |   |   |   |    |    |    |                   |   |   |   |   |   |   |   |   |    |    |    | .83   |
| INDIAN GAP             |                   |   |   |   |   |   |   |   |   |    |    |    |                   |   |   |   |   |   |   |   |   |    |    |    | .05   |
| JACKSBORO              |                   |   |   |   |   |   |   |   |   |    |    |    |                   |   |   |   |   |   |   |   |   |    |    |    | .98   |
| JAYTON                 |                   |   |   |   |   |   |   |   |   |    |    |    |                   |   |   |   |   |   |   |   |   |    |    |    | .23   |
| JEFFERSON              |                   |   |   |   |   |   |   |   |   |    |    |    |                   |   |   |   |   |   |   |   |   |    |    |    | .28   |
| JEWETT                 |                   |   |   |   |   |   |   |   |   |    |    |    |                   |   |   |   |   |   |   |   |   |    |    |    | 1.22  |
| JUNCTION               |                   |   |   |   |   |   |   |   |   |    |    |    |                   |   |   |   |   |   |   |   |   |    |    |    | .75   |
| JUSTIN 4 S             |                   |   |   |   |   |   |   |   |   |    |    |    |                   |   |   |   |   |   |   |   |   |    |    |    | .03   |
| KOPPERL                |                   |   |   |   |   |   |   |   |   |    |    |    |                   |   |   |   |   |   |   |   |   |    |    |    | .48   |
| KOWITZIE               |                   |   |   |   |   |   |   |   |   |    |    |    |                   |   |   |   |   |   |   |   |   |    |    |    | .92   |
| KRESS                  |                   |   |   |   |   |   |   |   |   |    |    |    |                   |   |   |   |   |   |   |   |   |    |    |    | 1.43  |
| LA PRYOR               |                   |   |   |   |   |   |   |   |   |    |    |    |                   |   |   |   |   |   |   |   |   |    |    |    | .30   |
| LAKE BRIDGEPORT DAM    |                   |   |   |   |   |   |   |   |   |    |    |    |                   |   |   |   |   |   |   |   |   |    |    |    | .04   |
| LAKE COLORADO CITY     |                   |   |   |   |   |   |   |   |   |    |    |    |                   |   |   |   |   |   |   |   |   |    |    |    | .43   |
| LAREDO WB AP           |                   |   |   |   |   |   |   |   |   |    |    |    |                   |   |   |   |   |   |   |   |   |    |    |    | .03   |
| LATEX                  |                   |   |   |   |   |   |   |   |   |    |    |    |                   |   |   |   |   |   |   |   |   |    |    |    | .07   |
| LAVON DAM              |                   |   |   |   |   |   |   |   |   |    |    |    |                   |   |   |   |   |   |   |   |   |    |    |    | .11   |
| LEAKEY                 |                   |   |   |   |   |   |   |   |   |    |    |    |                   |   |   |   |   |   |   |   |   |    |    |    | .46   |
| LEXINGTON              |                   |   |   |   |   |   |   |   |   |    |    |    |                   |   |   |   |   |   |   |   |   |    |    |    | .93   |
| LINDALE                |                   |   |   |   |   |   |   |   |   |    |    |    |                   |   |   |   |   |   |   |   |   |    |    |    | .22   |
| LIPSCOMB               |                   |   |   |   |   |   |   |   |   |    |    |    |                   |   |   |   |   |   |   |   |   |    |    |    | .11   |
| LITTLE ELM 1 NNE       |                   |   |   |   |   |   |   |   |   |    |    |    |                   |   |   |   |   |   |   |   |   |    |    |    | .11   |
| LOMA ALTA              |                   |   |   |   |   |   |   |   |   |    |    |    |                   |   |   |   |   |   |   |   |   |    |    |    | .05   |
| LONDON                 |                   |   |   |   |   |   |   |   |   |    |    |    |                   |   |   |   |   |   |   |   |   |    |    |    | 1.00  |
| LORLAINE               |                   |   |   |   |   |   |   |   |   |    |    |    |                   |   |   |   |   |   |   |   |   |    |    |    | 1.21  |
| LOVELADY               |                   |   |   |   |   |   |   |   |   |    |    |    |                   |   |   |   |   |   |   |   |   |    |    |    | 1.60  |
| LUBBOCK                |                   |   |   |   |   |   |   |   |   |    |    |    |                   |   |   |   |   |   |   |   |   |    |    |    | .81   |
| LULING 1 SE            |                   |   |   |   |   |   |   |   |   |    |    |    |                   |   |   |   |   |   |   |   |   |    |    |    | .14   |
| MABANK                 |                   |   |   |   |   |   |   |   |   |    |    |    |                   |   |   |   |   |   |   |   |   |    |    |    | 5.15  |
| MAYADOR                |                   |   |   |   |   |   |   |   |   |    |    |    |                   |   |   |   |   |   |   |   |   |    |    |    | .82   |
| MAYPEARL               |                   |   |   |   |   |   |   |   |   |    |    |    |                   |   |   |   |   |   |   |   |   |    |    |    | .10   |
| MC LEAN                |                   |   |   |   |   |   |   |   |   |    |    |    |                   |   |   |   |   |   |   |   |   |    |    |    | .06   |
| MIDLAND WB AP          |                   |   |   |   |   |   |   |   |   |    |    |    |                   |   |   |   |   |   |   |   |   |    |    |    | .22   |
| MINERAL WELLS          |                   |   |   |   |   |   |   |   |   |    |    |    |                   |   |   |   |   |   |   |   |   |    |    |    | .04   |
| MOLINE                 |                   |   |   |   |   |   |   |   |   |    |    |    |                   |   |   |   |   |   |   |   |   |    |    |    |       |

# HOURLY PRECIPITATION

TEXAS  
JUNE 1957

| Station                | A. M. Hour Ending |     |     |     |     |     |     |     |      |     |     |     | P. M. Hour Ending |      |      |     |     |      |     |      |     |      |     |     | Total |      |
|------------------------|-------------------|-----|-----|-----|-----|-----|-----|-----|------|-----|-----|-----|-------------------|------|------|-----|-----|------|-----|------|-----|------|-----|-----|-------|------|
|                        | 1                 | 2   | 3   | 4   | 5   | 6   | 7   | 8   | 9    | 10  | 11  | 12  | 1                 | 2    | 3    | 4   | 5   | 6    | 7   | 8    | 9   | 10   | 11  | 12  |       |      |
| RIESEL                 |                   |     |     |     |     |     |     |     |      |     |     |     |                   |      |      |     |     |      | .11 | .52  | .14 | .02  |     | .28 | .79   |      |
| ROCKLAND 1 N           |                   | .04 | .01 | .01 |     |     |     |     |      |     |     |     |                   |      |      |     |     |      |     |      |     |      |     |     | .34   |      |
| ROCKSPRINGS            |                   |     |     |     |     |     |     |     |      |     |     |     |                   | .02  | .04  |     |     |      |     |      |     |      |     |     | .06   |      |
| SAN ANGELO WB AP       | .10               |     |     |     |     |     |     |     |      |     |     |     |                   |      |      |     |     |      |     |      |     |      |     |     | .10   |      |
| SAN ANTONIO WB AP      |                   |     |     |     |     |     |     |     |      |     |     |     |                   |      | 1.29 | .65 | .06 |      |     |      |     |      |     |     | 2.01  |      |
| SAN ANTONIO NURSERY    |                   |     |     |     |     |     |     |     |      |     | .01 |     |                   |      | .54  | .09 |     |      |     |      |     |      |     |     | .63   |      |
| SANTA ANNA             |                   | .07 | .21 |     |     |     |     |     |      |     |     |     |                   |      |      |     |     |      |     |      |     |      |     |     | .28   |      |
| SARITA 7 E             |                   |     |     |     |     |     |     |     |      |     |     |     | .01               | .12  | .07  | .01 | .01 |      |     | .25  | .12 | .21  | .08 | .04 | .92   |      |
| SHEFFIELD              |                   |     |     |     |     |     |     |     |      |     |     |     |                   |      |      |     |     |      | .33 | .01  | .02 | .12  | .14 |     | .61   |      |
| SHEPHERD               |                   |     |     |     |     |     |     |     |      |     |     |     |                   |      |      |     |     |      |     |      |     |      |     |     | .82   |      |
| SIMMS 2 MNW            |                   |     |     |     |     |     |     | .18 | 1.52 | .10 | .02 |     |                   |      |      |     |     | .02  |     | .01  | .04 | .01  |     |     | .08   |      |
| SOMERVILLE             |                   |     |     |     |     |     |     |     |      |     |     |     |                   |      |      |     |     |      |     |      |     |      |     |     | .04   |      |
| SONORA-FIGURE 5 RANCH  |                   |     |     |     |     |     |     |     |      | .01 | .01 |     |                   | .03  |      |     |     |      |     | .01  | .07 | .04  | .01 |     | .45   |      |
| SPUR 1 MNW             | .09               | .02 |     |     |     |     |     |     |      |     |     |     |                   | .01  | .10  |     |     |      | .01 |      |     |      |     |     | .30   |      |
| STAMFORD 2             | .08               | .18 | .02 |     |     |     |     |     |      |     |     |     |                   |      |      |     |     |      |     |      |     |      |     |     | .08   |      |
| STEPHENVILLE 6 W       |                   |     |     |     |     |     |     |     |      |     |     |     |                   |      |      |     |     |      |     |      |     |      |     |     |       |      |
| STERLING CITY 6 NE     |                   |     |     |     |     |     |     |     |      |     |     |     |                   |      |      |     |     |      |     |      |     |      |     |     |       |      |
| SULPHUR SPRINGS        |                   |     |     |     |     |     |     |     |      |     |     |     |                   | .25  | .17  | .03 |     |      |     |      | .23 | 1.59 | .12 | .03 | 1.97  |      |
| TARPLEY 1 E            |                   |     |     |     |     |     |     | .04 | .36  | .14 | .01 |     |                   |      |      |     |     |      |     |      |     |      |     |     | .50   |      |
| TATUM                  |                   |     |     |     |     |     |     |     |      |     |     |     |                   |      |      |     |     |      |     |      |     |      |     |     | .55   |      |
| TEMPLE SCS             |                   |     |     |     |     |     |     |     |      |     |     |     |                   |      |      |     |     | 1.58 | .37 | .26  |     |      |     |     | 2.21  |      |
| TEXARKANA DAM          |                   |     |     |     | *   | *   | *   | .18 | 1.30 | .63 |     |     |                   |      |      |     |     | .04  |     |      |     |      | .17 | .18 | .39   |      |
| THOMPSON 3 WSW         |                   |     |     |     |     |     |     |     |      |     |     |     |                   |      |      |     |     |      |     |      |     |      |     |     | .26   |      |
| TRUSCOTT               |                   |     | .20 | .05 | .01 |     |     |     |      |     |     |     |                   |      |      |     |     |      |     |      |     |      |     |     | .30   |      |
| VICTORIA WB AP         |                   |     |     |     |     |     |     |     |      |     | .06 |     |                   | .14  | .02  |     |     |      |     | 1.25 | .45 | .13  | .05 | .02 | 2.12  |      |
| WACO WB AP             |                   |     |     |     |     |     |     |     |      |     |     |     |                   |      |      |     |     |      |     | .02  | .02 | .01  |     |     | .05   |      |
| WASHINGTON STATE PARK  |                   |     |     |     |     |     |     |     |      |     |     |     |                   |      |      |     |     |      |     |      | .02 | .04  | .01 |     | .07   |      |
| WATER VALLEY           |                   |     |     |     |     |     |     | .08 |      |     |     |     |                   |      |      |     |     |      |     | *    | *   | *    | *   | *   | *     |      |
| WAYSIDE                |                   |     |     |     |     |     |     |     |      |     |     |     |                   |      |      |     |     |      |     | .16  | .02 |      |     |     | .18   |      |
| WEATHERFORD            |                   |     |     |     |     |     |     |     |      |     |     |     |                   |      |      |     |     |      |     | .10  | .07 |      |     |     | .17   |      |
| WELLINGTON             |                   |     |     |     |     |     |     |     |      |     |     |     |                   |      | .25  | .64 |     |      |     |      |     |      |     |     | 1.04  |      |
| WESLACO 2 E            |                   |     |     |     |     |     |     |     |      |     |     |     |                   |      |      |     |     |      |     |      | .15 | 1.32 | .69 | .01 | 2.18  |      |
| WHELOCK 3 SSE          |                   |     |     |     |     |     |     |     |      |     |     |     |                   |      | .07  | .02 | .08 | .21  | .01 |      |     |      | .05 | .10 | .39   |      |
| WICHITA FALLS WB AP    |                   |     |     |     |     |     |     |     |      |     | .02 |     |                   |      |      |     |     |      |     | .05  | .01 |      |     |     | .22   |      |
| WILLIAM HARRIS RESVR   | .01               | .08 |     |     |     |     |     |     |      |     |     |     |                   |      |      |     |     |      |     |      |     |      |     |     | .18   |      |
| WINCHELL               |                   | .14 |     |     |     |     |     |     |      |     |     |     |                   |      |      |     |     |      |     |      |     |      | .01 | .01 | .07   |      |
| WOLF CREEK DAM         | //                |     |     |     |     |     |     |     |      |     |     |     |                   |      |      |     |     |      |     |      |     |      |     |     | .45   |      |
| WOODSON 4 NE           |                   |     |     |     |     |     |     |     |      | .03 | .12 |     |                   | .18  | .01  | .01 | .02 | .01  |     |      |     | 1.44 | .47 | .02 | .01   | 1.94 |
| ZAPATA                 |                   |     |     |     |     |     |     |     |      |     |     |     |                   |      |      |     |     |      |     |      |     |      |     |     |       |      |
| ABILENE WB AP          | //                |     |     | .02 |     |     | .02 | .11 | .03  | .05 | .01 | .02 |                   |      |      |     |     |      |     |      |     | .12  | .02 | .02 | .42   |      |
| ALVORD 5 NE            |                   |     |     |     |     |     |     |     |      | .24 | .01 |     |                   |      | .13  | .28 | .43 | .16  | .01 |      |     |      |     |     | 1.26  |      |
| ANNA                   |                   | .01 | .01 | .01 | .01 | .01 | .02 | .03 | .04  | .01 |     |     |                   |      |      |     |     |      |     |      |     |      |     |     | .14   |      |
| BANKERSMITH            |                   |     |     |     |     |     |     |     |      |     |     |     |                   |      |      |     |     |      |     |      | .02 |      |     |     | .02   |      |
| BAY CITY 2 S           | .08               | .04 |     | .01 | .02 |     |     |     |      |     |     |     |                   |      |      |     |     |      |     |      |     |      |     |     | .12   |      |
| BAYTOWN 1 N            |                   |     |     |     |     |     |     |     |      |     |     |     |                   |      |      |     |     |      |     |      |     | .02  | .01 | .01 | .08   |      |
| BELTON DAM             |                   |     |     |     |     |     |     |     |      |     |     |     |                   |      |      |     |     |      |     |      |     |      |     |     | .05   |      |
| BENBROOK DAM           |                   |     |     |     |     |     |     |     |      |     |     |     |                   | .01  | .22  | .26 | .05 | .01  | .01 |      |     |      | .04 | .01 | .56   |      |
| BIG LAKE               |                   |     |     |     |     |     |     |     |      |     |     |     |                   |      |      |     |     |      | .18 |      |     |      |     |     | .93   |      |
| BIG SPRING FIELD STA   | .08               | .10 | .01 | .01 |     |     |     |     |      |     |     |     |                   |      |      |     |     |      |     |      |     |      |     | .07 | .08   |      |
| BON WIER               |                   |     |     |     |     |     |     |     |      |     |     |     |                   |      |      |     | .40 | .06  | .09 | .03  | .02 |      |     |     | .20   |      |
| BONITA                 | .06               | .01 | .04 | .02 |     |     | .02 |     |      | .10 | .09 | .01 |                   |      |      |     |     |      |     |      |     |      |     |     | .60   |      |
| BRADY                  |                   |     |     |     |     |     |     |     |      |     |     |     |                   |      |      |     |     |      |     |      |     |      |     |     | .22   |      |
| BRICE                  |                   |     |     |     |     |     |     |     |      |     |     |     |                   |      |      |     |     |      |     |      |     |      |     |     | .13   |      |
| BRIGGS 2 MNW           |                   |     |     |     |     |     |     |     |      |     |     |     |                   |      |      |     |     |      |     |      |     |      |     |     | .01   |      |
| BRITTON                |                   |     |     | .02 | .01 |     |     |     |      |     |     |     |                   |      |      |     |     |      |     |      |     |      |     |     | .03   |      |
| BROWNSVILLE WB AP      | .03               |     |     |     |     |     |     |     |      |     |     |     |                   |      |      |     |     |      |     |      |     |      |     |     | .03   |      |
| BUCHANAN DAM           |                   |     |     |     |     |     |     |     |      |     | .07 | .09 |                   | .02  | .03  |     |     |      |     |      |     |      |     |     | .21   |      |
| CHEROKEE               |                   |     |     |     |     |     |     |     |      |     | .21 | .01 |                   |      |      |     |     |      |     |      |     |      |     |     | .01   |      |
| CHILDRESS              | .01               | .02 | .02 | .08 | .02 | .06 | .09 | .17 | .11  | .02 | .21 | .01 |                   | .01  | .03  | .05 | .01 | .02  | .03 | .01  | .04 | .01  | .05 | .05 | .86   |      |
| CLARKSVILLE 2 W        |                   |     |     |     |     |     |     |     |      |     |     |     |                   |      |      |     |     |      |     |      |     |      |     |     | .02   |      |
| COMMERCE               |                   |     |     |     |     |     | .02 | .04 | .64  | .03 |     |     |                   | .02  | .04  | .02 | .01 |      |     |      |     |      |     |     | .17   |      |
| CONROE                 |                   |     |     |     |     |     |     |     |      |     |     |     |                   |      |      |     |     |      |     |      |     |      |     |     | .73   |      |
| CORVELL CITY           |                   |     |     |     |     |     |     |     |      |     |     | .12 |                   | .04  | .16  | .31 | .01 | .03  | .03 |      |     |      |     |     | .38   |      |
| CRABB 2 W              |                   |     |     |     |     |     |     |     |      |     |     |     |                   |      |      |     |     |      |     |      |     | .53  | .71 | .14 | .76   |      |
| CRANFILLS GAP          |                   |     |     |     |     |     |     |     |      |     |     |     |                   |      |      |     |     |      |     |      |     |      |     |     |       |      |
| CRESSON                |                   |     |     |     |     |     |     |     |      |     |     |     |                   |      | .70  | .15 | .01 |      |     |      |     |      |     |     | .86   |      |
| CROSS PLAINS NO 2      | //                |     | .02 | .01 | .79 | .01 | .01 |     |      |     |     |     |                   |      |      |     |     |      |     |      |     |      |     |     | .84   |      |
| DALLAS WB AP           |                   |     |     |     |     |     |     |     |      |     |     |     |                   |      |      |     |     |      |     |      | .02 |      | .02 |     | .04   |      |
| DAMSON                 | .01               | .01 | .01 | .01 | .01 | .01 | .02 | .07 | .01  | .02 | .04 | .01 |                   | .07  |      |     | .01 |      |     |      |     |      |     |     | .14   |      |
| DENISON DAM            |                   |     |     |     |     |     |     |     |      |     |     |     |                   |      |      |     |     |      |     |      |     |      |     |     | .17   |      |
| DENTON EXP STATION     |                   |     |     |     |     |     |     |     |      |     |     |     |                   |      |      |     |     |      |     |      |     |      |     |     | 1.01  |      |
| DEPORT                 |                   |     |     |     |     |     |     |     |      | .02 | .01 | .01 | .15               | .06  | .11  |     |     |      |     |      |     |      |     |     | .15   |      |
| EDEN 2                 | .04               | .07 | .06 | .03 |     |     |     |     |      |     |     |     |                   |      |      |     |     |      |     |      |     |      |     |     | .20   |      |
| ELDORADO 3 SSW         |                   |     |     | .04 | .04 |     | .02 | .01 | .01  | .08 | .02 | .03 |                   |      |      |     |     |      |     |      |     |      |     |     | .08   |      |
| ELECTRA                |                   |     | .01 | .05 | .05 | .03 | .02 | .01 | .01  | .08 | .02 | .03 |                   |      |      |     |     |      |     | .02  | .23 | .09  | .01 |     | .31   |      |
| EVANT                  |                   |     |     | .01 | .04 |     |     |     |      |     |     |     |                   |      |      |     |     |      |     |      |     |      | .22 |     | .47   |      |
| FERRIS                 |                   |     |     |     |     |     |     |     |      |     |     |     |                   |      |      |     |     |      |     |      |     | *    | *   | *   | .09   |      |
| FLAT                   |                   |     |     |     |     |     |     |     |      |     |     |     |                   |      |      |     |     |      |     |      |     |      |     |     | .07   |      |
| FORT STOCKTON          |                   |     |     |     |     |     |     |     |      | .03 | .02 | .02 |                   |      |      |     | .04 | .04  | .07 | .08  | .02 |      |     |     | .25   |      |
| FORT STOCKTON 25 SSW   |                   |     |     |     |     |     |     |     |      |     |     |     |                   |      |      |     |     |      |     |      |     |      |     |     | .01   |      |
| FORT WORTH WB AP       |                   |     |     |     |     | .01 | .01 |     |      |     |     |     |                   |      |      |     |     |      |     |      |     |      |     |     | .01   |      |
| FORT WORTH MEACHAM FLD |                   |     |     | .01 | .01 |     |     |     |      |     |     |     |                   | 1.06 | .34  | .05 | .04 | .01  | .01 | .05  | .05 | .07  | .03 |     | 1.57  |      |
| FREDERICKSBURG         |                   |     |     |     |     |     |     |     |      |     |     |     |                   |      |      |     |     |      |     |      | .07 | .05  | .07 |     | .22   |      |
| GAINESVILLE            |                   |     |     |     |     |     |     |     |      |     |     |     |                   |      |      |     |     |      |     |      | .01 |      |     |     | .10   |      |
| GALVESTON WB CITY      |                   |     |     | .07 | .09 | .03 | .02 |     |      | .19 | .03 |     |                   | .01  |      |     |     |      |     |      |     |      |     |     | .47   |      |
| GARDEN CITY 16 E       |                   |     |     |     |     |     |     | .05 |      |     |     |     |                   |      |      |     |     |      |     |      |     |      |     |     | .64   |      |
| GILMER 2 S             | .31               | .17 | .01 | .02 |     |     |     |     |      |     |     |     |                   | .03  | .10  | .06 | .06 | .01  | .02 | .02  | .03 | .09  | .06 | .01 | .30   |      |
| GORDONVILLE            |                   |     | .01 | .02 |     |     |     |     | .08  | .09 | .42 | .22 | .02               | .01  | .03  |     |     | .01  | .04 | .03  |     |      |     |     | .98   |      |
| GORMAN                 |                   |     |     |     |     |     |     |     |      |     | .08 | .07 | .10               | .28  | .04  | .01 |     |      |     |      |     |      |     |     | .15   |      |
| HALL RANCH             |                   |     |     |     |     |     |     |     |      |     |     |     |                   |      |      |     |     |      |     |      |     |      |     |     | .45   |      |
| HONEY GROVE            |                   |     |     |     |     |     |     |     | .01  |     |     |     |                   | .02  | .01  |     |     |      |     |      |     |      |     |     | .05   |      |
| HORDS CREEK DAM        |                   | .03 | .01 | .06 | .35 | .10 | .13 | .04 | .04  | .05 | .01 | .01 |                   |      |      |     |     |      |     |      |     |      |     |     | .84   |      |
| HOUSTON WB CITY        | .02               |     |     |     |     |     |     |     |      |     |     |     |                   |      |      |     |     |      |     |      |     |      |     |     |       |      |



# HOURLY PRECIPITATION

TEXAS  
JUNE 1957

| Station                | A. M. Hour Ending |     |     |     |     |     |     |      |     |     |      |     | P. M. Hour Ending |     |     |     |     |     |     |      |     |      |     |      | Total |
|------------------------|-------------------|-----|-----|-----|-----|-----|-----|------|-----|-----|------|-----|-------------------|-----|-----|-----|-----|-----|-----|------|-----|------|-----|------|-------|
|                        | 1                 | 2   | 3   | 4   | 5   | 6   | 7   | 8    | 9   | 10  | 11   | 12  | 1                 | 2   | 3   | 4   | 5   | 6   | 7   | 8    | 9   | 10   | 11  | 12   |       |
| LAKE COLORADO CITY     |                   | .01 | .01 |     |     | .01 |     | .02  |     |     |      |     |                   |     |     |     |     |     |     |      | .01 | .01  | .04 | .11  |       |
| LATEX                  |                   |     |     |     |     |     |     |      |     |     |      |     |                   |     |     |     | .06 | .01 | .01 |      | .14 | .01  | .01 | .23  |       |
| LAVON DAM              |                   | .16 | .67 | .09 |     |     |     |      |     |     |      |     |                   |     |     |     |     |     |     |      |     |      |     | .94  |       |
| LEXINGTON              |                   |     |     |     |     |     |     |      |     |     | 1.01 | .75 |                   | .01 | .01 | .01 |     |     |     |      |     |      |     | 1.79 |       |
| LITTLE ELM 1 NNE       |                   |     |     | .33 | .02 |     |     |      |     |     |      |     |                   |     |     |     | .02 | .05 |     |      |     |      | .05 | .40  |       |
| LONDON                 |                   |     |     |     |     |     |     |      |     |     |      |     |                   |     |     |     |     |     |     |      |     |      |     | .18  |       |
| LORAIN                 |                   |     | .03 | .05 | .01 |     |     |      |     |     |      |     |                   | .11 |     |     | .02 | .05 |     |      |     |      |     | .09  |       |
| LOVELADY               |                   |     |     |     |     |     |     |      |     |     |      |     |                   |     |     |     | .14 | .06 | .02 | .08  |     |      |     | .30  |       |
| LUBBOCK                | //                | .01 | .03 | .05 | .04 | .07 | .01 |      | .01 |     |      |     |                   |     |     |     |     |     |     |      |     |      |     | .22  |       |
| MATADOR                |                   | .06 | .08 | .01 |     |     | .01 | .03  |     | .01 |      |     |                   |     | .01 | .04 | .01 | .05 | .04 | .05  | .01 | .09  | .02 | .03  | .54   |
| MC LEAN                |                   | .01 | .09 | .12 | .07 | .07 | .04 | .05  | .04 | .05 | .02  | .04 | .05               | .05 | .04 | .02 | .03 |     |     |      |     |      |     | .70  |       |
| MIDLAND WB AP          | //                |     |     |     |     |     |     |      | .03 | .03 |      |     |                   |     |     |     |     |     |     |      | .01 |      |     | .11  |       |
| MINERAL WELLS          |                   |     |     |     |     |     |     |      |     |     |      |     |                   |     |     |     |     |     |     |      |     |      |     | .06  |       |
| MT PLEASANT            |                   |     |     | .01 |     | .06 | .02 |      |     |     |      |     |                   |     | .83 |     |     | .30 | .20 | .09  |     |      |     | 1.51 |       |
| NACOGDOCHES 2 ENE      |                   |     |     |     |     |     |     |      |     |     |      |     |                   |     |     | .36 | .40 |     |     |      |     |      |     | .76  |       |
| O DONNELL              | //                |     |     |     |     |     |     |      |     |     |      |     |                   |     |     | .02 | .11 |     |     | .07  | .04 | .01  |     | .05  |       |
| OZONA 8 WSW            |                   |     |     |     |     |     |     |      |     |     |      |     |                   |     |     |     |     |     |     |      |     |      |     | .13  |       |
| PALESTINE              |                   |     |     |     |     |     |     |      |     |     |      |     |                   |     |     |     |     |     |     |      |     |      |     | .07  |       |
| PAMPA WATER PL         |                   |     | .01 |     | .02 | .03 | .01 | .04  | .02 | .03 |      |     |                   |     |     |     |     |     |     |      |     |      |     | .16  |       |
| PEP                    |                   | .01 | .02 |     | .02 | .13 | .01 | .01  | .02 | .05 | .03  | .01 | .01               | .46 | .06 | .02 | .06 | .08 | .03 | .03  | .18 | .01  |     | .28  |       |
| PITTSBURG 4 S          |                   | .02 | .03 | .01 |     |     |     |      |     | .03 | .10  | .01 |                   |     |     |     |     | .02 | .01 | .04  |     | .02  | .02 | .06  | 1.29  |
| PLAINS                 |                   |     | .01 | .01 |     |     |     |      |     |     |      |     |                   |     |     |     |     |     |     |      |     |      |     | .06  |       |
| PLEMONS                |                   |     |     |     |     |     |     |      |     |     |      |     |                   |     |     |     |     |     |     |      |     |      |     | .02  |       |
| PORT ARTHUR WB AP      |                   |     |     |     |     |     |     |      |     |     |      |     | .01               |     | .17 |     |     |     |     |      |     |      |     | .18  |       |
| PRAIRIE MOUNTAIN       |                   |     |     |     |     |     |     |      |     |     |      |     |                   |     |     |     | .12 | .28 | .07 | .01  | .02 |      |     | .50  |       |
| RANDOLPH FIELD         |                   |     |     |     |     |     |     |      |     |     |      |     |                   |     |     | .19 | .11 |     |     |      |     |      |     | .30  |       |
| RANKIN                 |                   |     |     |     |     |     |     |      |     |     |      |     |                   |     |     |     |     |     |     |      |     | .02  |     | .01  | .01   |
| RED SPRINGS            |                   |     |     |     |     |     |     |      |     |     |      |     |                   |     |     |     |     |     |     |      |     |      |     | .01  |       |
| RENO                   | *                 | *   | *   | *   | *   | *   | *   | 1.20 | .03 | .02 | .05  |     |                   |     |     |     |     |     |     |      |     |      |     | 1.20 |       |
| RIESEL                 |                   |     | .20 | .02 |     |     |     |      |     |     |      |     |                   |     |     | .26 | .08 |     |     |      |     |      |     | .32  |       |
| SAN ANGELO WB AP       |                   |     |     |     |     |     |     |      |     |     |      |     |                   |     |     |     |     |     |     |      |     |      |     | .34  |       |
| SAN ANTONIO WB AP      |                   |     |     |     |     |     |     |      |     |     |      |     |                   |     | .04 | .01 |     |     |     |      | .01 |      |     | .05  |       |
| SAN ANTONIO NURSERY    |                   |     |     |     |     |     |     |      |     |     |      |     |                   |     | .06 |     |     |     |     |      |     |      |     | .07  |       |
| SANTA ANNA             |                   |     |     |     |     |     |     |      |     |     |      |     |                   |     |     |     |     |     |     |      | .09 | .01  |     | .11  |       |
| SHEFFIELD              |                   |     |     |     |     |     |     |      |     |     |      |     |                   |     |     |     |     |     |     |      |     |      |     | .11  |       |
| SHEPHERD               |                   |     |     |     |     |     |     |      |     |     |      |     |                   |     |     |     |     |     |     |      |     |      |     | .20  |       |
| SIMMS 2 NNW            |                   | .01 | .01 | .17 | .08 | .09 |     |      |     |     |      |     |                   |     |     |     | .02 | .08 | .01 | .03  |     | .01  | .01 | .01  | .75   |
| SONORA-FIGURE 5 RANCH  |                   |     |     |     |     |     |     |      |     |     |      |     |                   |     |     | .05 | .38 |     |     | .18  | .01 | .03  | .01 | .01  | .67   |
| SPUR 1 NNW             |                   | .01 | .01 |     |     | .01 |     |      | .01 | *   | .08  | .01 | .01               | .01 |     |     |     |     |     |      | .01 | .01  | .08 | .18  | .40   |
| STAMFORD 2             |                   | .04 | .03 |     |     |     |     |      | .01 |     | .01  | .01 | .01               |     |     |     |     |     |     |      |     |      |     | .10  |       |
| SULPHUR SPRINGS        |                   |     |     |     |     |     |     |      | .01 |     | .01  | .03 | .01               |     | .30 | .03 | .01 | .13 |     | .02  | .07 | .23  | .10 | .45  |       |
| TATUM                  |                   |     | .01 |     |     |     | .01 | .09  |     | .01 | .03  | .01 |                   |     |     |     |     |     |     |      |     |      |     | .07  |       |
| TEMPLE SCS             |                   |     |     |     |     |     |     | .14  |     |     |      |     |                   |     |     |     |     |     |     |      |     |      |     | .14  |       |
| TEXARKANA DAM          |                   |     |     |     |     |     |     |      |     |     |      |     |                   |     |     |     |     |     |     |      | .32 | .09  |     | .41  |       |
| THOMPSON 3 WSW         |                   |     |     |     |     |     |     |      |     |     |      |     |                   |     |     |     |     |     |     |      | .81 | 1.14 |     | 1.95 |       |
| TRUSCOTT               |                   | .03 | .02 | .03 | .05 |     |     |      |     |     |      |     |                   |     |     |     |     |     |     |      |     |      |     | .13  |       |
| WACO WB AP             |                   |     |     |     |     |     |     |      |     |     |      |     |                   |     |     |     | .36 |     |     |      |     |      |     | .36  |       |
| WEATHERFORD            |                   |     |     |     |     |     |     |      | .01 | .02 |      |     |                   |     |     |     |     |     |     |      |     |      |     | .03  |       |
| WELLINGTON             |                   | .09 | .04 | .07 | .01 | .02 | .06 |      | .02 |     |      |     | .01               | .04 | .07 | .03 |     | .03 | .02 | .02  | .36 | .04  |     | .53  |       |
| WHITNEY DAM            |                   |     |     |     |     |     |     |      |     |     |      |     |                   |     |     |     |     |     |     |      |     |      | .10 | .03  | .53   |
| WICHITA FALLS WB AP    |                   |     |     | .08 | .01 |     |     |      | .01 | .02 | .01  | .01 |                   |     |     |     |     |     |     |      |     | .01  | .01 | .01  | .14   |
| WOODSON 4 NE           |                   | .01 |     |     |     |     |     |      | .01 | .02 | .01  | .01 |                   |     |     |     |     |     |     |      |     |      |     | .07  |       |
| -4th-                  |                   |     |     |     |     |     |     |      |     |     |      |     |                   |     |     |     |     |     |     |      |     |      |     |      |       |
| ABILENE WB AP          | //                |     |     |     |     |     |     |      |     |     | .01  | .03 | .01               |     |     |     |     |     |     |      |     |      |     | .05  |       |
| ALVORD 5 NE            |                   |     |     |     | .04 |     | .01 |      |     |     | .07  | .15 | .01               |     |     |     |     |     |     |      |     |      |     | .28  |       |
| ANDREWS                |                   | .01 |     | .01 |     | .01 |     | .02  |     |     |      |     |                   |     | .07 | .16 | .05 | .01 |     |      |     |      |     | .34  |       |
| ANNA                   |                   |     | .01 |     | .01 | .03 | .06 | .04  | .10 | .05 |      |     |                   |     |     |     |     |     |     |      |     |      |     | .30  |       |
| AUSTIN WB AP           |                   |     |     |     |     |     |     |      |     |     |      |     |                   |     |     |     |     |     |     |      |     |      |     | .16  |       |
| BAY CITY 2 S           |                   |     |     |     |     |     |     |      |     |     |      |     |                   |     | .04 | .05 |     |     |     |      |     |      |     | .09  |       |
| BAYTOWN 1 N            |                   |     |     |     |     |     |     |      |     |     |      |     |                   |     |     |     |     |     |     |      |     |      |     | .30  |       |
| BENBROOK DAM           |                   | .01 | .01 |     |     | .01 | .08 | .01  |     |     |      |     |                   | .30 | .01 |     |     |     |     |      |     | .03  | .02 | .02  | .30   |
| BIG LAKE               |                   | .02 | .07 | .10 |     |     |     |      |     |     |      |     |                   |     |     |     |     |     |     |      |     |      |     | .10  |       |
| BIG SPRING FIELD STA   |                   |     | .01 |     | .01 | .01 |     |      |     |     |      |     |                   |     |     |     |     |     |     |      |     |      |     | .03  |       |
| BON WIER               |                   |     |     | .04 | .01 |     |     |      |     |     |      |     |                   |     |     |     |     | .01 | .01 |      |     |      |     | .07  |       |
| BONITA                 |                   |     |     |     |     |     |     |      |     |     |      |     |                   |     |     |     | .05 |     |     |      |     |      |     | .05  |       |
| BRADY                  |                   |     |     |     |     |     |     |      |     |     |      |     |                   |     |     |     |     |     |     |      |     | .01  | .01 | .02  |       |
| BRICE                  |                   | .01 |     |     |     | .17 | .02 | .01  | .03 | .01 |      |     |                   |     |     |     |     |     |     |      |     |      |     | .25  |       |
| BRITTON                |                   |     |     |     |     |     |     |      |     |     |      |     |                   |     |     |     | .02 |     |     |      |     |      |     | .02  |       |
| CALHOUN                |                   |     |     |     |     |     |     |      |     |     | .24  | .01 |                   |     |     |     |     |     |     |      |     |      |     | .25  |       |
| CHEAPSIDE              |                   |     |     |     |     |     |     |      |     |     |      | .03 |                   |     |     |     |     | .05 | .12 | .02  |     |      |     | .08  |       |
| CHILDRESS              |                   | .02 | .02 |     |     | *   | *   | *    | *   |     | .10  | .03 |                   |     |     |     |     |     |     |      |     | .01  |     | .29  |       |
| CLARKSVILLE 2 W        |                   | .06 | .52 |     |     |     | .17 | .15  | *   | *   |      | .10 |                   |     | .03 | .02 | .02 |     |     |      |     |      |     | .07  |       |
| COMMERCE               |                   | .14 | .02 | .01 | .25 | .19 | .19 | .04  | .10 | .27 | .04  |     |                   |     |     |     |     |     |     |      |     |      |     | 1.35 |       |
| CONROE                 |                   |     |     |     |     |     |     |      |     |     |      |     |                   |     |     |     |     |     |     |      |     |      |     |      |       |
| CORYELL CITY           |                   |     |     |     |     |     |     |      |     |     |      |     |                   |     |     |     |     |     |     |      |     |      |     | .10  |       |
| CRABB 2 W              |                   |     |     |     |     |     |     |      |     |     |      |     | .05               |     |     |     |     |     |     |      |     |      |     | .05  |       |
| CRESSON                |                   |     | .01 | .01 |     |     | .01 |      |     |     |      |     |                   |     |     |     |     |     |     | *    | *   | *    | *   | *    |       |
| CROSS PLAINS NO 2      |                   |     |     |     |     |     |     |      |     |     |      |     |                   |     |     |     |     |     |     |      |     | .01  | .10 | .11  |       |
| DALLAS WB AP           | //                |     |     |     |     |     |     |      |     |     |      |     |                   |     |     |     |     |     |     |      |     |      |     | .05  |       |
| DAWSON                 |                   |     |     | .01 |     |     |     |      |     |     |      |     |                   |     |     |     |     | .02 |     |      |     |      |     | .14  |       |
| DENISON DAM            |                   | .03 | .01 | .10 | .06 | .02 | .01 | .02  | .05 | .04 | .18  | .49 |                   |     | .01 |     | .01 | .21 | .38 | .05  | .10 | .02  |     | 1.46 |       |
| DEPORT                 |                   | .01 |     | .02 | .05 | .05 | .50 | .53  | .02 |     |      |     |                   |     | .55 |     |     |     |     |      |     |      |     | .34  |       |
| EDEN 2                 |                   |     |     |     |     |     |     |      |     |     |      |     |                   |     |     |     |     |     |     |      |     |      |     | 2.33 |       |
| ELDORADO 3 SSW         |                   |     |     |     |     |     |     |      |     |     |      |     |                   |     |     |     |     | .09 | .08 |      | .02 | .02  | .01 | .14  |       |
| ELECTRA                |                   |     |     |     |     |     |     |      |     |     |      |     |                   |     |     |     |     | .07 | .01 |      |     |      |     | .08  |       |
| FERRIS                 |                   |     |     |     |     |     |     |      |     |     |      |     |                   |     |     |     |     |     |     | .05  | .04 |      |     | .09  |       |
| FORT STOCKTON          |                   |     |     |     |     |     |     |      |     |     |      |     |                   |     |     |     | *   | *   | *   | *    | .05 |      |     | .05  |       |
| FORT STOCKTON 25 SSW   |                   |     |     |     |     |     |     |      |     |     |      |     |                   |     |     |     |     |     |     | .03  | .01 |      |     | .35  |       |
| FORT WORTH WB AP       |                   | .04 | .01 |     |     |     |     |      |     |     |      |     |                   |     |     |     |     |     |     | .01  | .01 | .07  | .17 | .25  |       |
| FORT WORTH MEACHAM FLD |                   |     |     |     |     |     |     |      |     |     |      |     |                   |     |     |     |     |     |     | 1.75 | .44 | .01  |     | .56  |       |
| GAGEBY 1 W             |                   | .01 | .01 | .02 |     |     |     |      |     |     |      |     |                   |     |     |     |     |     |     | .05  | .01 | .02  | .01 | .47  |       |
| GAINESVILLE            |                   |     |     |     |     |     |     |      |     |     |      |     |                   |     |     |     |     |     |     |      |     |      |     | .04  |       |
| GALVESTON WB CITY      |                   |     |     | .03 |     |     |     |      |     |     | .02  |     |                   |     | .01 |     |     |     |     |      |     |      |     | .15  |       |
| GARDEN CITY 16 E       |                   |     |     |     |     |     |     |      |     |     |      |     |                   |     |     |     |     |     |     |      |     |      |     | .19  |       |
| GARZA LITTLE ELM DAM   |                   | .01 |     |     |     |     |     |      |     |     |      |     |                   |     |     |     |     |     |     | .11  | .19 | .39  | .01 | .74  |       |
| GILMER 2 S             |                   | .02 | .01 |     |     |     |     |      |     |     |      |     |                   |     |     |     |     |     |     |      |     |      |     |      |       |



# HOURLY PRECIPITATION

TEXAS  
JUNE 1957

| Station                | A. M. Hour Ending |     |     |     |     |     |     |     |     |     |     |     | P. M. Hour Ending |     |     |     |     |      |     |      |     |     |     |     | Total |     |
|------------------------|-------------------|-----|-----|-----|-----|-----|-----|-----|-----|-----|-----|-----|-------------------|-----|-----|-----|-----|------|-----|------|-----|-----|-----|-----|-------|-----|
|                        | 1                 | 2   | 3   | 4   | 5   | 6   | 7   | 8   | 9   | 10  | 11  | 12  | 1                 | 2   | 3   | 4   | 5   | 6    | 7   | 8    | 9   | 10  | 11  | 12  |       |     |
| LAKE COFFEE MILL       | .59               | .49 | .06 |     | .28 | .14 | .06 | .07 | .09 | .08 | .05 |     |                   |     | .02 |     |     |      |     |      |     |     |     |     | 1.93  |     |
| LAKE COLORADO CITY     |                   |     |     |     |     |     |     |     |     |     |     |     |                   |     | .02 | .01 | .11 | .02  | .01 |      |     | .01 | .04 | .47 | .01   | .16 |
| LATEX                  |                   |     |     |     |     |     |     |     |     |     |     |     |                   |     |     |     |     |      |     |      |     |     |     |     |       | .03 |
| LAVON DAM              |                   |     |     |     |     |     | .01 | .09 | .05 | .05 |     |     |                   |     |     |     |     |      |     |      |     |     |     |     | .20   |     |
| LONDON                 |                   |     |     |     |     |     |     |     |     | .02 | .03 |     |                   |     |     |     |     |      |     |      |     |     | .01 | .02 | .03   |     |
| LORAIN                 |                   |     |     |     |     |     |     |     |     |     |     |     |                   |     | .11 | .01 |     |      |     |      |     |     |     |     | .17   |     |
| LUBBOCK                | //                | -   | -   | -   | -   | -   | -   | -   | -   | .02 | .03 | -   | -                 | -   | -   | -   | -   | -    | -   | -    | -   | -   | -   | -   | .35   |     |
| LULING 1 SE            |                   |     |     |     |     |     |     |     |     |     |     |     |                   |     |     |     |     |      |     |      |     |     |     |     | .36   |     |
| MATADOR                |                   | .01 | .15 | .14 |     |     |     |     |     |     |     |     |                   |     | .03 | .01 | .02 | .35  |     |      |     |     |     |     | .29   |     |
| MAYPEARL               |                   |     |     |     |     |     |     |     |     |     |     |     |                   |     | .05 | .01 | .01 | .01  |     |      |     |     |     |     | .20   |     |
| MC LEAN                | //                |     | .01 | .01 | .04 | .05 | .03 |     |     | .01 |     |     |                   | .02 | .09 | .07 | .04 | .01  | .08 |      |     |     |     |     | .20   |     |
| MIDLAND WB AP          |                   |     |     |     |     |     |     |     |     |     |     |     |                   |     | .02 | .09 | .07 | .01  |     | .08  |     |     |     |     | .29   |     |
| MINERAL WELLS          |                   |     |     |     |     |     | .09 | .12 | .11 | .11 | .09 | .07 |                   |     | .10 |     |     |      |     |      |     | .04 | .03 | .03 | .52   |     |
| MT PLEASANT            |                   |     |     |     |     |     |     |     |     |     |     |     |                   |     |     |     |     |      |     |      |     |     |     |     | .06   |     |
| MULESHOE 2             |                   |     |     |     |     |     |     |     |     |     |     |     |                   |     |     |     |     |      |     |      |     |     |     |     | .08   |     |
| NACOGDOCHES 2 ENE      | //                |     | .01 | .01 | .03 |     | .02 | .01 | .02 |     |     |     |                   | .01 | .07 | .01 | .14 | .01  |     | .07  | .01 |     |     | .34 |       |     |
| PALESTINE              |                   |     |     |     |     |     |     |     |     |     |     |     |                   |     |     |     |     |      |     |      |     | .11 |     |     | .11   |     |
| PANTHER JUNCTION       |                   |     |     |     |     |     |     |     |     |     |     |     |                   |     |     |     | .03 |      |     | .07  | .02 | .02 | .13 | .04 | .41   |     |
| PITTSBURG 4 S          | .01               |     | .02 | .01 | .07 |     | .01 | .01 | .01 | .01 |     |     |                   |     |     |     |     |      |     |      |     |     |     |     | .02   |     |
| PORT ARTHUR WB AP      |                   |     |     |     |     |     |     |     |     |     |     |     |                   |     |     |     |     |      |     |      |     |     | .02 |     | .02   |     |
| RANDOLPH FIELD         |                   |     |     |     |     |     |     |     |     |     |     |     |                   |     |     |     |     |      |     |      |     |     |     |     | .35   |     |
| RANKIN                 | .02               | .01 | .11 | .04 |     |     |     |     |     |     |     |     |                   |     |     |     |     |      |     |      |     |     |     |     | .20   |     |
| RED SPRINGS            | .05               | .06 | .03 |     |     |     |     |     | .01 | .01 |     | .02 |                   | .01 | .03 | .01 | .06 | .04  | .01 |      |     |     |     |     | .35   |     |
| RENO                   |                   | .02 | .03 |     |     | .07 | .03 |     | .01 | .01 | .02 |     |                   | .26 | .02 |     |     |      |     |      |     |     | .18 | .02 | .80   |     |
| RIESEL                 |                   |     |     |     |     |     |     |     |     |     | .15 | .02 |                   |     |     |     | .78 | 1.05 |     | .01  | .02 |     |     |     | 2.03  |     |
| SAN ANGELO WB AP       |                   |     |     |     | .01 |     |     |     |     |     |     |     |                   |     |     |     | .22 | .07  |     |      |     | .15 | .01 |     | .29   |     |
| SAN ANTONIO WB AP      |                   |     |     |     |     |     |     |     |     |     |     |     |                   |     |     |     |     |      |     |      |     |     | .38 |     | .17   |     |
| SAN ANTONIO NURSERY    |                   |     |     |     |     |     |     |     |     |     |     |     |                   |     |     |     |     |      |     |      |     |     |     |     | .38   |     |
| SANTA ANNA             | .04               |     | .01 |     |     |     |     |     |     |     |     |     |                   | .08 | .28 | .01 | .01 |      |     |      |     |     |     |     | .05   |     |
| SHEPHERD               |                   |     |     |     |     |     |     |     |     |     |     |     |                   |     |     |     |     |      |     |      |     |     | .04 | .01 | .38   |     |
| SIMMS 2 NNW            |                   |     |     |     |     |     |     |     |     |     |     |     |                   |     |     |     |     |      |     |      | .04 | .01 | .02 | .14 | .21   |     |
| SOMERVILLE             |                   |     |     |     |     |     |     |     |     |     | .04 |     |                   |     |     |     |     |      |     |      |     |     |     |     | .04   |     |
| SPUR 1 NNW             | .03               | .01 | .09 | .01 | .01 | .01 |     |     | .06 |     |     |     |                   | .01 | .22 | .01 |     |      |     |      |     |     |     |     | .04   |     |
| STAMFORD 2             |                   |     |     |     |     |     |     |     |     |     |     |     |                   |     |     | .07 |     |      |     |      |     |     |     |     | .07   |     |
| SULPHUR SPRINGS        | .01               | .01 | .02 | .35 | .07 | .01 | .17 | .04 |     |     |     |     |                   |     |     |     |     |      |     |      |     |     |     |     | .68   |     |
| TATUM                  | .62               | .04 |     |     |     |     |     |     |     |     |     |     |                   |     |     |     |     | .07  |     |      |     |     |     |     | .66   |     |
| TEMPLE 5CS             |                   |     |     |     |     |     |     |     |     |     |     |     |                   |     |     |     |     |      |     |      |     |     |     |     | .07   |     |
| TEXARKANA DAM          |                   |     |     |     |     |     |     |     |     |     |     |     |                   |     |     |     | .02 | .07  |     | 1.20 |     | .60 | .65 |     | 2.50  |     |
| THOMPSON 3 WSW         |                   |     |     |     |     |     |     |     |     |     |     |     |                   |     |     |     |     |      |     |      |     |     |     |     | .12   |     |
| TINNIN RANCH           |                   |     |     |     |     |     |     |     |     |     |     |     |                   |     |     |     |     |      |     |      |     |     |     |     | .06   |     |
| TRUSCOTT               |                   |     |     | .01 | .03 | .10 | .07 |     | .03 |     |     |     |                   |     |     |     |     |      |     |      |     |     |     |     | .06   |     |
| VICTORIA WB AP         |                   |     |     |     |     |     |     |     |     |     |     |     |                   |     | .03 | .18 | .01 |      |     | .01  |     |     |     |     | .37   |     |
| WEATHERFORD            |                   |     |     |     |     |     |     |     | .44 | .94 | .10 | .01 |                   |     |     |     |     |      | .06 |      |     |     |     |     | .10   |     |
| WELLINGTON             |                   |     |     |     |     |     |     |     | .01 | .02 |     |     |                   |     | .02 | .14 | .01 |      |     |      |     |     |     |     | 1.57  |     |
| WHELOCK 3 SSE          |                   |     |     |     |     |     |     |     |     |     |     |     |                   |     | .04 | .23 | .02 | .02  | .02 | .02  |     |     |     |     | .20   |     |
| WHITNEY DAM            | .02               |     | .01 |     |     |     |     | .01 | .01 | .15 | .02 | .01 | .01               |     |     |     |     |      |     |      |     |     |     |     | .33   |     |
| WICHITA FALLS WB AP    |                   |     |     |     |     |     |     |     |     |     |     |     |                   |     |     |     | .67 | .24  | .01 |      |     |     |     |     | .02   |     |
| WILLIAM HARRIS RESVR   |                   |     |     |     |     |     |     |     |     |     |     |     |                   |     |     |     |     |      |     |      |     |     |     |     | .22   |     |
| WINK                   |                   |     |     | .01 | .02 | .01 |     |     |     |     |     |     |                   |     |     |     |     |      |     |      |     |     |     |     | 1.09  |     |
| WOODSON 4 NE           |                   |     |     | .10 | .10 |     |     | .01 |     | .05 | .04 | .09 |                   | .01 |     |     |     |      |     |      |     |     |     |     | .04   |     |
| ABILENE WB AP          | //                |     | .03 | .01 |     |     |     |     |     |     |     |     |                   |     |     |     |     |      |     |      |     |     |     |     | .40   |     |
| ASHERTON               |                   |     |     |     |     |     |     |     |     |     |     |     |                   |     |     |     |     |      |     |      |     |     |     |     | .04   |     |
| AUSTIN WB AP           |                   |     |     |     |     |     |     |     | .22 |     |     |     |                   |     |     | .01 |     |      |     |      |     | .10 |     |     | .10   |     |
| BANKERSMITH            |                   |     |     |     |     |     |     |     |     |     |     |     |                   | .04 |     |     |     |      |     |      |     |     |     |     | .23   |     |
| BAY CITY 2 S           |                   |     |     |     |     |     |     |     |     |     |     |     |                   |     |     |     |     |      |     |      |     |     |     |     | .24   |     |
| BAYTOWN 1 N            |                   |     |     |     |     |     |     |     |     | .60 | .30 | .10 | .07               |     |     |     |     |      |     |      |     | .01 | .01 | .01 | .40   |     |
| BEEVILLE 5 NE          |                   |     |     |     |     |     |     |     |     |     |     |     |                   |     |     |     |     |      |     |      |     |     |     |     | 1.77  |     |
| BENBROOK DAM           | .02               |     | .01 |     |     |     |     |     |     |     |     |     |                   | .01 | .01 | .01 | .01 | .02  |     | .95  | .02 |     |     |     | .07   |     |
| SON WIER               |                   |     |     |     |     |     |     |     |     |     |     |     |                   | .07 | .40 | .01 | .01 | .22  | .02 |      |     |     |     |     | .71   |     |
| BONITA                 |                   |     |     |     |     |     |     |     |     |     |     |     |                   |     |     |     |     |      |     |      |     |     |     |     | .51   |     |
| BRADY                  |                   | .01 | .06 | .15 | .06 | .28 |     |     |     |     |     |     |                   |     |     |     |     |      |     |      |     |     |     |     | .22   |     |
| BRIGGS 2 NNW           |                   |     |     | .03 |     |     |     |     |     |     |     |     |                   | .31 |     | .44 | .02 |      | .03 |      |     |     |     |     | .54   |     |
| BUCHANAN DAM           | .07               | .01 |     | .01 |     |     |     |     |     |     |     |     |                   |     |     |     |     |      | .11 |      |     |     |     |     | .86   |     |
| CALHOUN                |                   |     |     |     |     |     | .08 | .01 | .01 |     |     |     |                   | .01 | .01 | .02 | .24 | .04  | .07 | .04  |     |     |     |     | .20   |     |
| CHEAPSIDE              |                   |     |     |     |     |     | .13 | .01 |     |     |     |     |                   |     |     |     |     |      |     |      |     |     |     |     | .53   |     |
| CHEROKEE               |                   |     | .15 |     | .07 |     |     |     |     |     |     |     |                   |     |     | .18 | .05 | .17  | .02 | .01  |     |     |     |     | .21   |     |
| CONROE                 |                   |     |     |     |     |     |     |     |     |     |     |     |                   |     |     |     |     |      |     |      |     |     |     |     | .58   |     |
| CORPUS CHRISTI WB AP   |                   |     |     |     |     |     |     |     |     |     | .03 |     |                   | .02 |     |     |     |      |     | .04  | .93 |     |     |     | 1.02  |     |
| COTULLA                |                   |     |     |     |     |     |     |     |     |     |     |     |                   |     |     |     |     |      |     |      |     | .08 | .01 |     | .09   |     |
| CRABBS 2 W             |                   |     |     |     |     |     |     |     |     |     |     |     |                   | .02 | .02 | .01 | .03 | .02  |     |      |     |     |     |     | .10   |     |
| CRESSON                | *                 | *   | *   | .60 |     |     |     |     |     |     |     |     |                   | .46 | .03 |     |     |      |     |      |     |     |     |     | 1.12  |     |
| CROSS PLAINS ND 2      |                   |     |     |     |     |     |     |     |     |     |     |     |                   |     |     |     | .01 | .03  |     |      |     |     |     |     | .04   |     |
| DALLAS WB AP           | //                |     |     |     |     |     |     |     |     | .35 | .30 |     |                   |     |     |     |     |      | .14 | .01  |     |     |     |     | .65   |     |
| DEWISON DAM            |                   |     |     |     |     |     |     |     |     |     |     |     |                   |     |     |     |     |      |     |      |     |     |     |     | .15   |     |
| DEPORT                 |                   |     |     |     |     |     |     |     |     |     |     |     |                   |     |     |     |     |      |     |      |     |     |     |     | .03   |     |
| EDEN 2                 |                   |     |     | .25 | .02 | .02 |     |     |     |     |     |     |                   |     |     |     |     |      |     |      | .03 |     |     |     | .29   |     |
| FORT WORTH WB AP       |                   |     |     |     |     |     |     |     |     |     |     |     |                   |     |     |     |     |      |     |      |     |     |     |     | .31   |     |
| FORT WORTH MEACHAM FLD | .02               |     |     |     |     |     |     |     |     | .30 | .01 |     |                   |     |     |     |     |      |     |      |     |     |     |     | .02   |     |
| FREDERICKSBURG         |                   |     |     |     |     |     |     |     |     |     |     |     |                   |     |     |     | .05 |      |     |      |     |     |     |     | .05   |     |
| GARZA LITTLE ELM DAM   |                   |     |     |     |     |     |     |     | .02 |     |     |     |                   |     |     |     |     |      |     |      |     |     |     |     | .02   |     |
| GRAPEVINE DAM          |                   |     |     |     |     |     |     |     | .01 | .13 | .02 |     |                   |     |     |     |     |      |     |      |     |     |     |     | .16   |     |
| HALL RANCH             |                   |     |     |     |     |     |     |     |     |     |     |     |                   |     |     |     | .03 |      |     |      |     |     |     |     | .03   |     |
| HOUSTON WB CITY        |                   |     |     |     |     |     |     |     | .01 | .32 | .37 |     |                   |     |     |     | .03 |      |     |      |     |     |     |     | .73   |     |
| HOUSTON ADDICKS        |                   |     |     |     |     |     |     |     | .02 | .02 | .01 |     |                   |     |     |     |     |      |     |      |     |     |     |     | .03   |     |
| HOUSTON ALIEF          |                   |     |     |     |     |     | .15 | .13 | .02 |     |     |     |                   |     |     |     |     |      |     |      |     |     |     |     | .30   |     |
| INDIAN GAP             |                   |     |     |     |     |     |     |     |     |     |     |     |                   |     |     |     |     |      |     |      |     |     |     |     | .13   |     |
| JAYTON                 | //                | .05 | .01 |     |     |     | .06 |     |     |     |     |     |                   |     |     |     | .11 | .02  |     |      |     |     |     |     | .06   |     |
| JUNCTION               |                   |     |     |     |     |     |     |     |     |     |     |     |                   |     |     |     |     |      |     |      |     |     |     |     | .02   |     |
| JUSTIN 4 S             | .06               | .01 |     |     |     |     |     |     |     |     |     |     |                   |     |     |     |     |      |     |      |     |     |     |     | .07   |     |
| KOPPERL                |                   | .04 |     |     |     |     |     |     |     |     |     |     |                   |     |     |     |     |      |     |      |     |     |     |     | .04   |     |
| KOUNTZE                |                   |     |     |     |     |     |     |     |     |     |     |     |                   |     |     |     |     |      |     |      |     |     |     |     | .14   |     |
| KRESS                  |                   |     |     | .01 | .03 | .01 | .06 |     | .02 |     |     |     |                   | .04 | .02 |     |     |      |     |      |     |     |     |     | .07   |     |
| LAREDO WB AP           |                   |     |     |     |     |     |     |     |     |     |     |     |                   |     |     |     |     |      |     |      |     | .01 |     |     | .17   |     |
| LITTLE ELM             |                   |     |     |     |     |     |     |     |     |     |     |     |                   |     |     |     |     |      |     |      |     |     |     |     |       |     |

# HOURLY PRECIPITATION

TEXAS  
JUNE 1957

| Station                | A. M. Hour Ending |     |     |     |   |     |     |     |     |     |     |     | P. M. Hour Ending |   |   |   |     |      |      |     |     |     |     |     | Foot |
|------------------------|-------------------|-----|-----|-----|---|-----|-----|-----|-----|-----|-----|-----|-------------------|---|---|---|-----|------|------|-----|-----|-----|-----|-----|------|
|                        | 1                 | 2   | 3   | 4   | 5 | 6   | 7   | 8   | 9   | 10  | 11  | 12  | 1                 | 2 | 3 | 4 | 5   | 6    | 7    | 8   | 9   | 10  | 11  | 12  |      |
| TEMPLE SCS             |                   |     |     |     |   |     |     |     |     |     |     |     |                   |   |   |   |     |      |      |     |     |     |     |     | .18  |
| TEXARKANA DAM          |                   |     |     |     |   |     |     |     |     |     |     |     |                   |   |   |   |     |      |      |     |     |     |     |     | 1.35 |
| THOMPSON 3 HSW         |                   |     |     |     |   | .01 | .12 | .27 |     |     |     |     |                   |   |   |   | .05 |      | 1.00 | .35 |     |     |     |     | .45  |
| VICTORIA WB AP         |                   |     |     |     |   |     |     |     |     |     |     |     |                   |   |   |   | .53 | .05  | .01  | .01 |     |     |     |     | .60  |
| WASHINGTON STATE PARK  |                   |     |     |     |   |     |     |     |     |     |     |     |                   |   |   |   |     |      |      |     |     |     |     |     | .44  |
| WEATHERFORD            |                   |     |     |     |   |     |     | .01 | .02 |     | .02 | .05 |                   |   |   |   | .05 | .15  | .01  |     |     |     |     |     | .31  |
| WEGLACO 2 E            |                   |     |     |     |   |     |     |     |     |     |     |     |                   |   |   |   |     |      |      |     | .55 | .16 | .01 |     | .72  |
| WHEELLOCK 3 SSE        |                   |     |     |     |   |     |     |     |     |     |     |     |                   |   |   |   |     |      |      |     |     |     |     |     | .57  |
| WILLIAM HARRIS RESVR   |                   |     |     |     |   |     |     |     |     |     |     |     |                   |   |   |   | .04 | .14  | .01  |     |     |     |     |     | .70  |
| WINCHELL               |                   |     |     |     |   |     |     |     |     |     |     |     |                   |   |   |   | .12 |      |      |     |     |     |     | .50 | .12  |
| ZAPATA                 |                   |     |     |     |   |     |     |     |     |     |     |     |                   |   |   |   |     |      |      | .54 | .01 |     |     |     | .55  |
| -6th-                  |                   |     |     |     |   |     |     |     |     |     |     |     |                   |   |   |   |     |      |      |     |     |     |     |     |      |
| BROWNSVILLE WB AP      |                   |     |     |     |   |     |     |     |     |     |     |     |                   |   |   |   |     |      |      |     |     |     |     |     | .90  |
| CORPUS CHRISTI WB AP   |                   |     |     |     |   |     |     |     |     |     |     |     |                   |   |   |   |     |      |      |     |     |     |     |     | .05  |
| CORYELL CITY           |                   |     |     |     |   |     |     |     |     |     |     |     |                   |   |   |   |     |      |      |     |     |     |     |     | .16  |
| GALVESTON WB CITY      | .05               | .05 |     |     |   | .04 |     |     |     |     |     |     |                   |   |   |   |     |      | .13  | .03 |     |     |     |     | .14  |
| HOUSTON WB CITY        | .11               | .25 |     |     |   |     |     |     |     |     |     |     |                   |   |   |   |     |      |      |     |     |     |     |     | .42  |
| HOUSTON ALIEF          |                   |     |     |     |   |     |     |     |     |     | .07 | .03 |                   |   |   |   |     |      |      |     |     |     |     |     | .10  |
| JEWETT                 |                   |     |     |     |   |     |     |     |     |     |     |     |                   |   |   |   |     |      |      |     |     |     |     |     | .03  |
| THOMPSON 3 HSW         |                   |     |     |     |   |     |     |     |     |     |     |     |                   |   |   |   |     |      |      |     |     |     |     |     | .18  |
| VICTORIA WB AP         |                   |     |     |     |   |     |     |     |     |     |     |     |                   |   |   |   |     |      |      |     |     |     |     |     | .02  |
| WILLIAM HARRIS RESVR   |                   |     |     |     |   | .01 | .01 |     |     |     |     |     |                   |   |   |   |     |      |      |     |     |     |     |     | .03  |
| -7th-                  |                   |     |     |     |   |     |     |     |     |     |     |     |                   |   |   |   |     |      |      |     |     |     |     |     |      |
| BAY CITY 2 S           |                   |     |     |     |   |     |     |     |     |     |     |     |                   |   |   |   |     |      |      |     |     |     |     |     | .22  |
| BAYTOWN 1 N            |                   |     |     |     |   |     |     |     |     |     |     |     |                   |   |   |   |     |      |      |     |     |     |     |     | .77  |
| BON WIER               |                   |     |     |     |   |     |     |     |     |     |     |     |                   |   |   |   | .53 |      | .02  | .11 | .11 |     |     |     | .05  |
| CONROE                 |                   |     |     |     |   |     |     |     | *   | *   | *   | *   |                   |   |   |   | .17 |      |      |     |     |     |     |     | .17  |
| FABENS                 |                   |     |     |     |   |     |     |     |     |     |     |     |                   |   |   |   |     |      |      |     | .07 | .01 |     |     | .08  |
| HOUSTON WB CITY        |                   |     |     |     |   |     |     |     |     |     |     |     |                   |   |   |   |     |      |      |     |     |     |     |     | .04  |
| HOUSTON SATSUMA        |                   |     |     |     |   |     |     |     |     |     |     |     |                   |   |   |   | .01 | .02  | .01  |     |     |     |     |     | .30  |
| LOVELADY               |                   |     |     |     |   |     | .14 | .01 |     |     |     |     |                   |   |   |   | .28 | .01  | .01  |     |     |     |     |     | .15  |
| LULING 1 SE            |                   |     |     |     |   |     |     |     |     |     |     |     |                   |   |   |   |     |      |      |     |     |     |     |     | .04  |
| SAN ANTONIO WB AP      |                   |     |     |     |   |     |     |     |     |     |     |     |                   |   |   |   |     |      | .04  |     |     |     |     |     | .22  |
| TERLINGUA 8 N          |                   |     |     |     |   |     |     |     |     |     |     |     |                   |   |   |   |     |      | .22  | *   | *   | .19 |     |     | .19  |
| THOMPSON 3 HSW         |                   |     |     |     |   |     |     |     |     |     |     |     |                   |   |   |   |     |      |      |     |     |     |     |     | .22  |
| VICTORIA WB AP         |                   |     |     |     |   |     | .07 | .07 | .02 | .04 | .13 | .09 |                   |   |   |   |     |      |      |     |     |     |     |     | .21  |
| WASHINGTON STATE PARK  |                   |     |     |     |   |     |     |     |     |     |     |     |                   |   |   |   | .01 | 1.26 | .02  | .01 |     |     |     |     | 1.30 |
| WILLIAM HARRIS RESVR   |                   |     |     |     |   |     |     |     |     |     |     |     |                   |   |   |   | .02 | .11  | .01  |     |     |     |     |     | .13  |
| -8th-                  |                   |     |     |     |   |     |     |     |     |     |     |     |                   |   |   |   |     |      |      |     |     |     |     |     |      |
| GILMER 2 S             |                   |     |     |     |   |     |     |     |     |     |     |     |                   |   |   |   |     |      | .05  | .01 | .01 |     |     |     | .07  |
| JEFFERSON              |                   |     |     |     |   |     |     |     |     |     |     |     |                   |   |   |   |     |      |      |     |     |     |     |     | .91  |
| LIPSCOMB               | //                |     |     |     |   |     |     |     |     |     |     |     |                   |   |   |   |     |      |      |     |     |     |     |     | .12  |
| PEP                    |                   |     |     |     |   |     |     |     |     |     |     |     |                   |   |   |   |     |      |      |     |     | *   | *   | *   | .02  |
| PORT ARTHUR WB AP      |                   |     |     |     |   |     |     |     |     |     |     |     |                   |   |   |   |     |      |      |     | .01 | .01 |     |     | .03  |
| RANDOLPH FIELD         |                   |     |     |     |   |     |     |     |     |     | .03 |     |                   |   |   |   |     |      |      |     |     |     |     |     | .02  |
| SAN ANTONIO WB AP      |                   |     |     |     |   | .01 | .02 |     |     |     |     |     |                   |   |   |   |     |      |      |     |     |     |     |     | .03  |
| WOLF CREEK DAM         | //                |     |     |     |   |     |     |     |     |     |     |     |                   |   |   |   |     |      |      |     |     |     |     |     | .02  |
| -9th-                  |                   |     |     |     |   |     |     |     |     |     |     |     |                   |   |   |   |     |      |      |     |     |     |     |     |      |
| BAYTOWN 1 N            |                   |     |     |     |   |     |     |     |     |     |     |     |                   |   |   |   |     |      |      |     |     |     |     |     | .10  |
| GAGEBY 1 W             |                   |     |     |     |   |     |     |     |     |     |     |     |                   |   |   |   |     |      |      |     |     |     |     |     | .10  |
| LIPSCOMB               | //                | .20 | .07 | .01 |   |     |     |     |     |     |     |     |                   |   |   |   |     |      |      | .05 | .05 | .01 |     |     | .39  |
| PEP                    |                   | *   | *   | *   |   |     |     |     |     |     |     |     |                   |   |   |   |     |      |      | *   | *   | *   | *   | *   | .57  |
| PLEMONS                |                   |     |     |     |   |     |     |     |     |     |     |     |                   |   |   |   |     |      |      |     |     | *   | *   | *   | .69  |
| SUNRAY                 |                   |     |     |     |   |     |     |     |     |     |     |     |                   |   |   |   | .15 | .52  | .17  |     |     |     |     | .57 | .20  |
| WOLF CREEK DAM         | //                | .02 | .02 |     |   |     |     |     |     |     |     |     |                   |   |   |   | .04 | .01  | .40  | .09 |     |     |     |     | .53  |
| -11th-                 |                   |     |     |     |   |     |     |     |     |     |     |     |                   |   |   |   |     |      |      |     |     |     |     |     |      |
| ANDREWS                |                   |     |     |     |   |     |     |     |     |     |     |     |                   |   |   |   |     |      |      |     |     |     |     |     | .15  |
| EL PASO WB AP          |                   |     |     |     |   |     |     |     |     |     |     |     |                   |   |   |   |     |      |      | .01 |     |     | .03 | .12 | .01  |
| O DONNELL              | //                |     |     |     |   |     |     |     |     |     |     |     |                   |   |   |   |     |      |      |     |     |     |     |     | .30  |
| PAMPA WATER PL         |                   |     |     |     |   |     |     |     |     |     |     |     |                   |   |   |   |     |      |      |     |     |     | .24 | .06 | .05  |
| -12th-                 |                   |     |     |     |   |     |     |     |     |     |     |     |                   |   |   |   |     |      |      |     |     |     |     |     |      |
| ABILENE WB AP          | //                |     |     |     |   | .39 | .24 | .02 | .01 | .02 | .03 |     |                   |   |   |   |     |      |      |     |     |     |     |     | .66  |
| ALVORD 5 NE            |                   |     |     |     |   |     |     | .17 | .01 | .02 | .03 |     |                   |   |   |   |     |      |      |     |     |     |     |     | .23  |
| ANNA                   |                   |     |     |     |   |     |     |     |     |     |     |     |                   |   |   |   |     |      |      |     |     |     |     |     | .06  |
| AUSTIN WB AP           |                   |     |     |     |   |     |     |     |     |     |     |     |                   |   |   |   |     |      |      |     |     |     |     |     | 3.03 |
| BANKSMITH              |                   |     |     |     |   |     |     |     |     |     |     |     |                   |   |   |   | .05 | .05  | .31  | .69 | .31 | .21 | .02 | .01 | 1.57 |
| BELTON DAM             |                   |     |     |     |   |     |     |     |     |     |     |     |                   |   |   |   | .02 | .02  | .21  | .90 | .02 | .01 |     |     | 1.15 |
| BENBROOK DAM           |                   |     |     |     |   |     |     |     |     |     |     |     |                   |   |   |   | .05 | .02  | .01  | .02 |     |     |     |     | .08  |
| BIG LAKE               |                   |     |     |     |   |     |     |     |     |     |     |     |                   |   |   |   |     |      |      |     |     |     |     |     | .41  |
| BIG SPRING FIELD STA   |                   |     |     |     |   | .14 | .59 | .01 |     |     |     |     |                   |   |   |   |     |      |      |     |     |     |     |     | .74  |
| BON WIER               |                   |     |     |     |   |     |     |     |     |     |     |     |                   |   |   |   |     |      |      |     | *   | *   | *   | .09 | .25  |
| BONITA                 |                   |     |     |     |   |     |     | .14 | .02 | .07 | .02 |     |                   |   |   |   |     |      |      |     |     |     |     |     | .07  |
| BRADY                  |                   |     |     |     |   |     |     |     | .07 |     |     |     |                   |   |   |   |     |      |      |     |     |     |     |     | .17  |
| BRIGGS 2 WNW           |                   |     |     |     |   |     |     |     |     |     |     |     |                   |   |   |   |     |      |      |     |     |     |     |     | .30  |
| BUCHANAN DAM           |                   |     |     |     |   |     |     |     |     |     |     |     |                   |   |   |   |     |      |      |     |     |     |     |     | .37  |
| CHEROKEE               |                   |     |     |     |   |     |     |     |     |     |     |     |                   |   |   |   |     |      |      |     |     |     |     |     | .06  |
| COMMERCE               |                   |     |     |     |   |     |     |     |     |     |     |     |                   |   |   |   |     |      |      |     |     |     |     |     | .20  |
| CONROE                 |                   |     |     |     |   |     |     |     |     |     |     |     |                   |   |   |   |     |      |      |     |     |     |     |     | .20  |
| CORYELL CITY           |                   |     |     |     |   |     |     |     |     |     |     |     |                   |   |   |   |     |      |      |     |     |     |     |     | .20  |
| CRANFILLS GAP          |                   |     |     |     |   |     |     |     |     |     |     |     |                   |   |   |   |     |      |      |     |     |     |     |     | .20  |
| CRESSON                |                   |     |     |     |   |     |     |     |     |     |     |     |                   |   |   |   |     |      |      |     |     |     |     |     | .20  |
| CROSS PLAINS NO 2      |                   |     |     |     |   |     | .65 | .48 | .08 | .04 | .09 |     |                   |   |   |   |     |      |      |     |     |     |     |     | 1.25 |
| DALLAS WB AP           | //                |     |     |     |   |     |     |     |     |     |     |     |                   |   |   |   |     |      |      |     |     |     |     |     | .12  |
| DANSON                 |                   |     |     |     |   |     |     |     |     |     |     |     |                   |   |   |   |     |      |      |     |     |     |     |     | .12  |
| DEL RIO WB AP          |                   |     |     |     |   |     | .45 | .01 |     |     |     |     |                   |   |   |   |     |      |      |     |     |     |     |     | .66  |
| DENTON EXP STATION     |                   |     |     |     |   |     |     |     |     |     |     |     |                   |   |   |   |     |      |      |     |     |     |     |     | .03  |
| DEPORT                 |                   |     |     |     |   |     |     |     |     |     |     |     |                   |   |   |   |     |      |      |     |     |     |     |     | .11  |
| EAGLE PASS             |                   |     |     |     |   |     |     |     |     |     |     |     |                   |   |   |   |     |      |      |     |     |     |     |     | .23  |
| EDEN 2                 |                   |     |     |     |   |     |     |     |     |     |     |     |                   |   |   |   |     |      |      |     |     |     |     |     | .09  |
| ELDORADO 3 SSW         |                   |     |     |     |   |     |     |     |     |     |     |     |                   |   |   |   |     |      |      |     |     |     |     |     | .28  |
| ELECTRA                |                   |     |     |     |   |     |     |     |     |     |     |     |                   |   |   |   |     |      |      |     |     |     |     |     | 1.46 |
| EVANT                  |                   |     |     |     |   |     |     |     |     |     |     |     |                   |   |   |   |     |      |      |     |     |     |     |     | .12  |
| FLAT                   |                   |     |     |     |   |     |     |     |     |     |     |     |                   |   |   |   |     |      |      |     |     |     |     |     | .12  |
| FORT WORTH WB AP       |                   |     |     |     |   |     |     |     |     |     |     |     |                   |   |   |   |     |      |      |     |     |     |     |     | .10  |
| FORT WORTH MEACHAM FLD |                   |     |     |     |   |     |     |     |     |     |     |     |                   |   |   |   |     |      |      |     |     |     |     |     | .05  |
| FREDERICKSBURG         |                   |     |     |     |   |     |     |     |     |     |     |     |                   |   |   |   |     |      |      |     |     |     |     |     | 1.65 |
| GAGEBY 1 W             |                   |     |     |     |   |     |     |     |     |     |     |     |                   |   |   |   |     |      |      |     |     |     |     |     | .10  |
| GARZA LITTLE ELM DAM   |                   |     |     |     |   |     |     |     |     |     |     |     |                   |   |   |   |     |      |      |     |     |     |     |     | .10  |
| GILMER 2 S             |                   |     |     | </  |   |     |     |     |     |     |     |     |                   |   |   |   |     |      |      |     |     |     |     |     |      |











# HOURLY PRECIPITATION

TEXAS  
JUNE 1957

| Station              | A. M. Hour Ending |     |     |     |     |     |     |     |      |     |     |     | P. M. Hour Ending |     |     |     |     |     |     |   |   |    |    |      | Total |
|----------------------|-------------------|-----|-----|-----|-----|-----|-----|-----|------|-----|-----|-----|-------------------|-----|-----|-----|-----|-----|-----|---|---|----|----|------|-------|
|                      | 1                 | 2   | 3   | 4   | 5   | 6   | 7   | 8   | 9    | 10  | 11  | 12  | 1                 | 2   | 3   | 4   | 5   | 6   | 7   | 8 | 9 | 10 | 11 | 12   |       |
|                      | -24th-            |     |     |     |     |     |     |     |      |     |     |     |                   |     |     |     |     |     |     |   |   |    |    |      |       |
| BROWNSVILLE WB AP    |                   |     |     |     |     |     |     |     |      |     |     |     |                   |     |     |     |     |     |     |   |   |    |    |      | .84   |
| GALVESTON WB CITY    | .11               |     |     |     |     |     |     |     |      |     |     |     |                   |     |     |     |     |     |     |   |   |    |    |      | .11   |
| WESLACO 2 E          |                   |     |     |     |     |     |     | .22 |      |     | .05 | .55 | .02               |     |     |     |     |     |     |   |   |    |    |      | .20   |
|                      | -26th-            |     |     |     |     |     |     |     |      |     |     |     |                   |     |     |     |     |     |     |   |   |    |    |      |       |
| BON WIER             |                   |     |     |     |     |     |     |     |      |     |     |     |                   |     |     |     |     |     |     |   |   |    |    |      | .20   |
| GALVESTON WB CITY    |                   |     |     |     |     |     |     |     |      |     |     |     |                   |     |     |     |     |     |     |   |   |    |    |      | .43   |
| HOUSTON WB CITY      |                   |     |     |     |     |     |     |     |      |     |     |     |                   |     |     |     |     |     |     |   |   |    |    |      | .07   |
| KOUNTZE              |                   |     |     |     |     |     |     |     |      |     |     |     |                   |     |     |     |     |     |     |   |   |    |    |      | .27   |
| MARFA CHARCOAL RANCH |                   |     |     |     |     |     |     |     |      |     |     |     |                   |     |     |     |     |     |     |   |   |    |    |      | .11   |
| MARFA 10 SE          |                   |     |     |     |     |     |     |     |      |     |     |     |                   |     |     |     |     |     |     |   |   |    |    |      | .07   |
| MARFA RYAN           |                   |     |     |     |     |     |     |     |      |     |     |     |                   |     |     |     |     |     |     |   |   |    |    |      | .28   |
| MAYPEARL             |                   |     |     |     |     |     |     |     |      |     |     |     |                   |     |     |     |     |     |     |   |   |    |    |      | .06   |
| MINERAL WELLS        |                   |     |     |     |     |     |     |     |      |     |     |     |                   |     |     |     |     |     |     |   |   |    |    |      | .11   |
| MOUNT LOCKE          |                   |     |     |     |     |     |     |     |      |     |     |     |                   |     |     |     |     |     |     |   |   |    |    |      | .27   |
| MACOGDOCHES 2 ENE    |                   |     |     |     |     |     |     |     |      |     |     |     |                   |     |     |     |     |     |     |   |   |    |    |      | .22   |
| PORT ARTHUR WB AP    |                   |     |     |     |     |     |     |     |      |     |     |     |                   |     |     |     |     |     |     |   |   |    |    |      | .02   |
| WILLIAM HARRIS RESVR |                   |     |     |     |     |     |     |     |      |     |     |     |                   |     |     |     |     |     |     |   |   |    |    |      |       |
|                      | -27th-            |     |     |     |     |     |     |     |      |     |     |     |                   |     |     |     |     |     |     |   |   |    |    |      |       |
| BAYTOWN 1 N          | .02               | .07 | .01 | .14 | .19 | .45 | .30 | .07 | .02  | .04 | .03 | .01 | 1.30              | .64 | .43 | .23 | .08 | .03 | .04 |   |   |    |    | 1.35 |       |
| BON WIER             | .05               | .06 | .10 | .19 | .22 | .30 | .35 | .27 | .30  | .16 | .15 |     |                   |     |     |     |     |     |     |   |   |    |    | 4.90 |       |
| GALVESTON WB CITY    | .01               | .10 | .09 | .27 | .26 | .10 | .04 | .10 | .09  |     |     |     |                   |     |     |     |     |     |     |   |   |    |    |      | 1.06  |
| HOUSTON WB CITY      |                   |     |     |     |     |     |     |     |      |     |     |     |                   |     |     |     |     |     |     |   |   |    |    |      | .46   |
| JEFFERSON            |                   |     |     |     |     |     |     |     |      |     |     |     |                   |     |     |     |     |     |     |   |   |    |    |      | .11   |
| KOUNTZE              |                   |     |     |     |     |     |     |     |      |     |     |     |                   |     |     |     |     |     |     |   |   |    |    |      | 3.16  |
| LATEX                | .05               | .05 | .15 | .41 | .45 | .30 | .30 | .17 | .08  | .14 | .22 | .18 | .02               | .07 | .02 | .01 |     |     |     |   |   |    |    | .16  |       |
| PORT ARTHUR WB AP    | .07               | .09 | .35 | .55 | .93 | .32 | .22 | .31 | 1.17 | .42 | .89 | .25 | .18               | .24 | .08 | .03 | .35 | .90 |     |   |   |    |    | 7.35 |       |
| ROCKLAND 1 N         |                   |     |     |     |     |     |     |     |      |     |     |     |                   |     |     |     |     |     |     |   |   |    |    |      | 1.49  |
| SHEPHERD             |                   |     |     |     |     |     |     |     |      |     |     |     |                   |     |     |     |     |     |     |   |   |    |    |      | .90   |
| TATUM                |                   |     |     |     |     |     |     |     |      |     |     |     |                   |     |     |     |     |     |     |   |   |    |    |      | .09   |
| WILLIAM HARRIS RESVR |                   |     |     |     |     |     |     |     |      |     |     |     |                   |     |     |     |     |     |     |   |   |    |    |      | .13   |
|                      | -28th-            |     |     |     |     |     |     |     |      |     |     |     |                   |     |     |     |     |     |     |   |   |    |    |      |       |
| BON WIER             |                   |     |     |     |     |     |     |     |      |     |     |     |                   |     |     |     |     |     |     |   |   |    |    |      | .05   |
| TEXARKANA DAM        |                   |     |     |     |     |     |     |     |      |     |     |     |                   |     |     |     |     |     |     |   |   |    |    |      | .02   |
|                      | -29th-            |     |     |     |     |     |     |     |      |     |     |     |                   |     |     |     |     |     |     |   |   |    |    |      |       |
| EL PASO WB AP        |                   |     |     |     |     |     |     |     |      |     |     |     |                   |     |     |     |     |     |     |   |   |    |    |      | .01   |
| LIPSCOMB             | //                |     |     |     |     |     |     |     |      |     |     |     |                   |     |     |     |     |     |     |   |   |    |    |      | .07   |
| MOUNT LOCKE          |                   |     |     |     |     |     |     |     |      |     |     |     |                   |     |     |     |     |     |     |   |   |    |    |      | .08   |
| PAMPA WATER PL       |                   |     |     |     |     |     |     |     |      |     |     |     |                   |     |     |     |     |     |     |   |   |    |    |      | .05   |
| PLEMONS              |                   |     |     |     |     |     |     |     |      |     |     |     |                   |     |     |     |     |     |     |   |   |    |    |      | .06   |
| SUNRAY               |                   |     |     |     |     |     |     |     |      |     |     |     |                   |     |     |     |     |     |     |   |   |    |    |      | .08   |
| WOLF CREEK DAM       | //                |     |     |     |     |     |     |     |      |     |     |     |                   |     |     |     |     |     |     |   |   |    |    |      | .20   |
|                      | -30th-            |     |     |     |     |     |     |     |      |     |     |     |                   |     |     |     |     |     |     |   |   |    |    |      |       |
| BALMORHEA 2 ENE      | -                 | -   | -   | -   | -   | -   | -   | -   | -    | -   | -   | -   | -                 | -   | -   | -   | -   | -   | -   | - | - | -  | -  | -    |       |
| CRANE                | -                 | -   | -   | -   | -   | -   | -   | -   | -    | -   | -   | -   | -                 | -   | -   | -   | -   | -   | -   | - | - | -  | -  | -    |       |
| DELL CITY 5 S        | -                 | -   | -   | -   | -   | -   | -   | -   | -    | -   | -   | -   | -                 | -   | -   | -   | -   | -   | -   | - | - | -  | -  | -    |       |
| LINDALE              | -                 | -   | -   | -   | -   | -   | -   | -   | -    | -   | -   | -   | -                 | -   | -   | -   | -   | -   | -   | - | - | -  | -  | -    |       |
| LIPSCOMB             | //                |     |     |     |     |     |     |     |      |     |     |     |                   |     |     |     |     |     |     |   |   |    |    |      | .12   |
| LUBBOCK              | //                |     |     |     |     |     |     |     |      |     |     |     |                   |     |     |     |     |     |     |   |   |    |    |      | .10   |
| STERLING CITY 6 NE   | -                 | -   | -   | -   | -   | -   | -   | -   | -    | -   | -   | -   | -                 | -   | -   | -   | -   | -   | -   | - | - | -  | -  | -    |       |
| SUNRAY               | -                 | -   | -   | -   | -   | -   | -   | -   | -    | -   | -   | -   | -                 | -   | -   | -   | -   | -   | -   | - | - | -  | -  | .23  |       |
| WAYSIDE              | -                 | -   | -   | -   | -   | -   | -   | -   | -    | -   | -   | -   | -                 | -   | -   | -   | -   | -   | -   | - | - | -  | -  | .09  |       |
| WOLF CREEK DAM       | //                |     |     |     |     |     |     |     |      |     |     |     |                   |     |     |     |     |     |     |   |   |    |    |      | .01   |

SUPPLEMENTAL DATA  
SEVERE LOCAL STORMS RESEARCH PROJECT

TEXAS  
JUNE 1957

| Station       | A. M. Hour Ending |     |     |     |     |     |     |      |     |      |      |      | P. M. Hour Ending |     |     |      |     |     |     |     |     |     |     |      | EOT  |
|---------------|-------------------|-----|-----|-----|-----|-----|-----|------|-----|------|------|------|-------------------|-----|-----|------|-----|-----|-----|-----|-----|-----|-----|------|------|
|               | 1                 | 2   | 3   | 4   | 5   | 6   | 7   | 8    | 9   | 10   | 11   | 12   | 1                 | 2   | 3   | 4    | 5   | 6   | 7   | 8   | 9   | 10  | 11  | 12   |      |
|               | -1st-             |     |     |     |     |     |     |      |     |      |      |      |                   |     |     |      |     |     |     |     |     |     |     |      |      |
| ALBANY        | .14               | .06 |     |     |     |     |     | .02  | .02 | .01  | .06  | .34  | .02               | .08 | .02 |      |     |     |     |     |     |     |     |      | .77  |
| ANNONA        |                   |     |     |     |     | .03 |     |      |     |      |      |      |                   |     |     |      |     |     |     |     |     |     |     |      | .03  |
| ASPERMONT     |                   |     |     |     | *   | *   | *   | *    | *   | 2.05 | *    | *    | *                 | *   | *   |      |     |     |     |     |     |     | .35 | .25  | 2.05 |
| ATLANTA       |                   |     |     |     |     |     |     |      |     |      |      |      |                   |     |     |      |     |     |     |     |     |     |     |      | .07  |
| BALLINGER     | .03               | .07 | .02 |     |     |     |     |      |     |      |      |      |                   |     |     |      |     |     |     |     |     |     |     |      | 1.54 |
| BELLEVUE      |                   |     |     |     |     |     |     |      |     |      |      |      |                   |     |     |      |     |     |     |     |     |     |     |      | .07  |
| BONHAM        |                   |     |     |     |     |     |     |      |     |      |      |      | 2.78              | .16 |     |      |     |     |     |     |     |     |     |      | 2.94 |
| BOYD          |                   |     |     |     |     |     |     |      |     |      |      |      |                   |     |     |      |     |     |     |     |     |     |     |      | .06  |
| BRECKENRIDGE  |                   |     |     |     |     |     |     |      |     |      |      |      | .10               | .11 | .02 | .01  |     |     |     |     |     |     |     |      | .24  |
| BRENNHAM      |                   |     |     |     |     |     |     | .02  |     |      |      |      |                   |     |     |      |     |     |     |     | .04 |     |     |      | .04  |
| BROWNWOOD     |                   |     | .49 | .01 |     |     |     |      |     |      |      |      | .20               | .19 | .01 |      |     |     |     |     |     |     |     |      | .92  |
| CISCO         | .01               | .02 | .02 |     |     |     |     |      |     |      |      |      | .11               | .18 | .01 | .01  |     |     |     |     |     |     | .02 | .09  | .36  |
| CLEVELAND     |                   |     |     |     |     |     |     |      |     |      |      |      | .06               | .01 | .01 |      |     |     |     |     |     |     |     |      | .13  |
| COLEMAN       |                   | .12 | .01 |     |     |     |     |      | .02 | .01  | .25  |      | .06               |     | .21 | .05  | .02 |     |     |     |     | .06 |     |      | .50  |
| COMANCHE      |                   |     |     | .17 | .02 |     |     |      |     |      |      |      |                   | .04 | .21 | .05  | .02 |     |     |     | .08 | .36 | .01 | .01  | .46  |
| COOLIDGE      |                   |     |     |     |     |     |     |      |     |      |      |      |                   |     |     |      |     |     |     | .17 | .87 | .10 | .04 |      | 1.18 |
| CORSICANA     |                   |     |     |     |     |     |     |      |     |      |      |      |                   |     |     |      |     |     |     |     |     |     |     | .01  | .02  |
| CROWELL       |                   |     |     |     |     |     |     |      |     |      |      |      | .01               |     |     |      |     |     |     |     |     |     |     |      | .35  |
| FAIRFIELD     |                   |     |     | .01 |     |     |     |      |     |      |      |      |                   |     |     |      | .02 | .01 | .11 | .19 | .01 |     |     |      | .10  |
| GATESVILLE    |                   |     |     |     |     |     |     |      |     |      |      |      | .61               | .03 |     |      | .05 |     |     |     |     |     |     |      | .64  |
| GRAHAM        |                   |     |     |     |     |     |     |      |     |      |      |      |                   |     |     |      |     |     |     |     |     |     |     |      | .02  |
| GRANBURY      |                   |     |     | .02 |     |     |     |      |     |      |      |      |                   |     |     |      |     | .01 | .01 |     | .01 |     |     |      | .03  |
| GREENVILLE    |                   |     |     |     |     |     |     |      |     |      |      |      |                   |     |     |      |     |     |     | .44 | .16 | .07 |     |      | .67  |
| HEARNE        |                   |     |     |     |     |     |     |      |     |      |      |      |                   |     |     |      |     |     |     |     |     |     |     |      | .09  |
| ITASCA        |                   |     |     |     | .09 |     |     |      |     |      |      |      |                   |     |     |      |     |     |     |     |     |     |     |      | .92  |
| JACKSONVILLE  |                   |     |     |     | .26 | .14 |     |      |     |      |      |      |                   |     |     |      |     |     |     |     |     | .33 | .14 | .02  | .22  |
| JASPER        |                   |     | .01 | .11 | .09 | .01 |     |      |     |      |      |      |                   |     |     |      |     |     |     |     |     |     |     |      | .42  |
| KEMP          |                   |     | *   | *   | *   | *   | .42 |      |     |      |      |      |                   |     |     |      |     |     |     |     |     |     |     |      | .07  |
| KNOX CITY     |                   |     |     |     |     |     |     |      |     |      |      |      |                   |     |     |      |     |     |     |     |     |     |     |      | .42  |
| LAKE KICKAPOO |                   |     |     |     |     |     |     |      |     |      |      |      |                   |     |     | .05  | .02 |     |     |     |     |     |     |      | .07  |
| LAMPASAS      |                   |     |     |     |     |     |     |      |     |      |      |      |                   |     |     | .58  | .89 | .20 | .10 |     |     |     |     |      | 1.77 |
| LONGVIEW      |                   |     |     |     |     |     | .05 | 1.12 | .35 | .02  |      |      |                   |     |     |      |     |     |     |     |     |     |     |      | 1.54 |
| MADISONVILLE  |                   |     |     |     |     |     |     |      |     |      |      |      |                   |     |     |      |     |     |     | .18 | .08 | .03 | .01 | .04  | .36  |
| MARBLE FALLS  |                   |     |     |     |     |     |     |      |     |      |      |      | .60               | .41 | .30 | .08  |     |     |     |     |     |     |     |      | 1.39 |
| MARSHALL      |                   |     |     |     |     | .24 |     | .91  | .35 | .02  | .01  |      |                   |     |     |      |     |     |     |     |     |     |     |      | 1.53 |
| MASON         |                   |     |     |     |     |     |     |      |     |      |      |      |                   |     |     | .08  | .02 | .06 | .05 | .30 |     |     |     |      | .21  |
| MC KINNEY     |                   |     |     |     |     |     |     |      |     |      |      |      |                   |     |     |      |     |     |     | .09 |     |     |     |      | .39  |
| NEW BOSTON    |                   |     |     |     |     |     |     | .45  | .85 | .12  | .01  |      |                   |     |     |      |     |     |     |     |     |     |     |      | 1.43 |
| NOCONA        |                   |     |     |     |     |     |     |      |     |      |      |      |                   |     |     |      |     |     |     |     |     |     |     |      | .09  |
| PADUCAH       | .18               | .46 | .12 | .01 |     |     |     | .11  | .04 | .05  | .01  | .01  | .08               | .02 |     |      |     |     |     |     |     |     |     |      | 1.09 |
| PARIS         |                   |     |     |     |     |     |     |      |     |      |      |      |                   |     |     |      |     |     | .02 | .01 | .03 |     |     |      | .06  |
| QUITMAN       |                   |     |     |     |     |     |     |      |     |      |      |      |                   |     |     |      |     |     |     | .05 | .01 | .02 | .10 | .11  | .42  |
| RUGBY         |                   |     |     |     |     |     |     |      |     |      |      |      |                   |     |     |      |     |     |     | .19 | .68 | .01 | .04 | .02  | .94  |
| SAN SABA      |                   |     | .11 |     |     |     |     |      |     |      |      |      |                   |     |     |      |     |     |     | .47 | .01 | .01 |     |      | .60  |
| SEYMOUR       |                   |     |     |     |     |     |     |      |     |      |      |      |                   |     |     |      |     |     |     | .02 |     |     |     |      | .58  |
| STEPHENVILLE  |                   |     |     |     |     |     |     |      |     |      |      |      |                   |     |     |      |     |     |     |     |     |     |     |      | .32  |
| STRAWN        |                   |     |     |     |     |     |     |      |     |      |      |      |                   |     |     |      |     |     |     |     |     |     |     |      | .32  |
| SWEETWATER    |                   |     |     |     |     |     |     |      |     |      |      |      |                   |     |     |      |     |     |     | *   | *   | *   | *   | *    | .32  |
| TEMPLE        |                   |     |     |     |     |     |     |      |     |      |      |      |                   |     |     |      |     |     |     | .88 | .52 | .15 | .03 | *    | 1.58 |
| TERRELL       |                   |     |     |     |     |     |     |      |     |      |      |      |                   |     |     |      |     |     |     | *   | *   | *   | *   | *    | .32  |
| TYLER         |                   |     |     |     |     |     |     |      |     |      |      |      |                   |     | .01 | .04  |     |     |     |     |     |     |     | 1.51 | 1.75 |
| WAXAHACHIE    |                   |     |     |     |     |     |     |      |     |      |      |      |                   |     |     |      |     |     |     |     |     |     |     |      | .11  |
| WEST          |                   |     |     |     |     |     |     |      |     |      |      |      |                   |     |     |      |     |     |     |     | .09 | .02 |     |      | .11  |
|               | -2d-              |     |     |     |     |     |     |      |     |      |      |      |                   |     |     |      |     |     |     |     |     |     |     |      |      |
| ALBANY        |                   | .01 |     | .01 | .03 |     | .04 |      |     |      |      |      |                   |     |     | .01  | .04 | .05 |     |     | .02 | .07 |     | .28  |      |
| ANNONA        |                   |     |     |     |     |     |     |      |     |      |      |      |                   |     |     | .01  | .25 | .04 | .05 | .03 | .02 | .03 | .12 | .03  | .58  |
| ATLANTA       | .10               | .06 | .08 | .09 | .33 | .02 | .01 | .03  | .01 | .02  |      |      |                   |     |     | .01  | .01 |     |     |     |     |     |     |      | .76  |
| BALLINGER     |                   |     |     |     |     |     |     | .04  | .03 | .01  | .01  | .02  |                   |     |     |      |     |     |     |     | .01 | .01 |     |      | .13  |
| BELLEVUE      |                   |     |     |     |     |     |     |      |     |      |      |      |                   |     |     | .12  | .31 | .58 | .24 | .13 | .01 |     |     |      | .06  |
| BONHAM        |                   |     |     |     |     |     |     |      |     |      |      |      |                   |     |     |      |     |     |     |     | .01 | .01 |     |      | 1.40 |
| BOYD          |                   |     |     |     |     |     |     |      |     |      |      |      |                   |     |     |      |     |     |     |     |     |     |     |      | .03  |
| BRECKENRIDGE  |                   |     |     |     |     |     |     |      |     |      |      |      |                   |     |     |      |     |     |     |     |     |     |     |      | .17  |
| BRENNHAM      |                   |     |     |     |     |     |     |      |     |      |      |      |                   |     |     | .04  | .13 |     |     |     |     |     |     |      | .06  |
| BRIDGEPORT    |                   |     |     |     |     |     |     |      |     |      |      | .18  | .05               | .02 | .23 | .54  | .22 | .29 | .10 | .01 |     |     |     | 1.64 |      |
| BROWNWOOD     |                   |     |     |     |     |     |     |      |     |      |      |      | .06               | .03 | .02 | .01  | .06 | .03 |     |     |     |     |     |      | .11  |
| BURLESON      |                   |     | .03 | .03 |     |     |     |      |     |      |      |      |                   |     |     | .01  | .06 | .03 |     |     |     |     |     |      | .16  |
| CARTHAGE      |                   |     |     |     |     |     |     |      |     |      |      |      |                   |     |     | .05  | .24 | .81 | .33 | .03 | .02 | .01 |     |      | 1.50 |
| CLEVELAND     | .03               |     |     |     |     |     | .05 | .01  |     | .01  | 1.25 | 1.01 | .07               | .24 | .01 | .01  |     |     |     |     |     |     | .02 | 2.45 |      |
| CLIFTON       |                   |     |     |     |     |     |     |      |     |      |      |      |                   |     |     |      |     |     |     |     |     |     | .02 | .04  | .06  |
| COLEMAN       |                   |     |     | .10 | .05 | .12 | .13 |      |     |      |      |      |                   |     |     |      |     |     |     |     |     |     |     |      | .40  |
| COMANCHE      |                   |     |     | .08 | .17 | .01 |     |      |     | .02  | .01  | .09  | .02               | .04 | .01 |      |     |     |     |     |     |     |     |      | .45  |
| COOLIDGE      |                   |     |     |     | .02 | .04 |     |      |     |      |      |      |                   |     |     |      |     |     |     |     |     |     |     |      | .06  |
| CORSICANA     |                   | .01 | .01 |     |     |     |     | .02  | .02 | .02  | .02  | .05  | .12               | .06 | .06 | .10  | .07 | .10 | .16 | .03 | .01 | .02 | .02 | .06  |      |
| CROWELL       | .03               |     | .02 | .02 | .02 | .02 | .04 | .04  | .02 | .05  | .12  | .06  | .10               | .07 | .10 | .16  | .03 |     |     | .01 | .02 | .02 | .04 | 1.11 |      |
| FAIRFIELD     |                   |     | .02 | .02 | .02 | .02 | .04 | .04  | .02 | .05  | .12  | .06  | .10               | .07 | .10 | .16  | .03 |     |     | .01 | .02 | .02 | .04 | .18  |      |
| GATESVILLE    |                   |     |     |     |     |     |     |      |     |      |      |      |                   |     |     | .33  | .87 | .10 | .03 | .01 | .02 | .01 |     | 1.33 |      |
| GRAHAM        |                   |     |     |     |     |     |     |      |     |      |      |      |                   |     |     | .04  | .10 | .01 |     | .01 | .02 | .01 |     | .04  |      |
| GRANBURY      |                   |     |     |     |     |     |     |      |     |      |      |      |                   |     |     |      |     |     |     |     |     |     |     |      | .15  |
| GREENVILLE    |                   |     |     |     |     |     |     | .03  | .03 | .02  | .04  | .04  | .02               | .04 | .10 | .01  |     |     |     |     |     |     | .01 | .15  |      |
| HAMILTON      |                   |     |     |     |     |     |     |      |     |      |      |      |                   |     |     | .03  | .03 |     |     |     |     |     |     | .06  |      |
| HEARNE        |                   |     | .02 | .01 |     |     |     |      |     |      |      |      |                   |     |     | 1.08 | .92 | .21 | .02 |     |     |     |     | 2.26 |      |
| ITASCA        | .03               | .02 | .01 | .01 |     |     |     | .21  | .36 | .02  | .01  | .10  | .67               | .39 | .10 | .08  | .12 | .01 | .13 |     |     |     | .01 | .31  |      |
| JACKSONVILLE  |                   |     |     |     |     |     |     |      |     |      |      |      |                   |     |     |      |     |     |     |     |     |     |     |      | 1.98 |
| JASPER        |                   |     |     |     |     |     |     |      |     |      |      |      |                   |     |     | .01  | .01 | .25 | .06 | .12 | .06 |     |     | .54  |      |
| KEMP          | .01               | .01 | *   | *   | *   | *   | *   | .01  | .03 | .01  | .02  | .01  | *                 | *   | *   | *    | *   | .39 |     |     | .01 |     | .04 | .19  |      |
| KNOX CITY     |                   |     |     |     |     |     |     |      |     |      |      |      |                   |     |     |      |     |     |     |     |     |     |     |      | .39  |
| LAKE KICKAPOO | .03               | .01 | .01 |     |     |     |     |      |     |      |      |      |                   |     |     |      |     |     |     |     |     |     |     |      | .12  |
| LAMPASAS      |                   |     |     |     |     |     |     |      |     |      |      |      |                   |     |     | .10  | .19 | .20 | .09 | .05 | .03 | .11 |     | .15  |      |
| LONGVIEW      |                   |     |     | .02 | .15 | .03 |     |      |     | .04  |      |      |                   |     |     | .21  | .02 | .14 | .02 | .04 | .09 | .13 | .03 | .62  |      |





# HOURLY PRECIPITATION

SUPPLEMENTAL DATA  
JUNE 1957

| Station        | A. M. Hour Ending |     |     |     |     |     |     |     |      |     |      |     | P. M. Hour Ending |     |     |     |     |      |     |     |     |     |     |      | Total |
|----------------|-------------------|-----|-----|-----|-----|-----|-----|-----|------|-----|------|-----|-------------------|-----|-----|-----|-----|------|-----|-----|-----|-----|-----|------|-------|
|                | 1                 | 2   | 3   | 4   | 5   | 6   | 7   | 8   | 9    | 10  | 11   | 12  | 1                 | 2   | 3   | 4   | 5   | 6    | 7   | 8   | 9   | 10  | 11  | 12   |       |
| MADISONVILLE   |                   |     |     |     |     |     |     |     |      |     |      |     | *                 | *   | *   | *   | *   | *    | .22 |     |     |     |     |      | .22   |
| MARBLE FALLS   |                   |     |     |     |     |     |     |     |      |     |      |     |                   |     |     |     |     |      |     |     | .05 | .01 |     |      | .06   |
| MARSHALL       |                   |     |     |     |     |     |     |     |      |     |      | .14 | .01               |     |     |     |     | .30  | .17 |     |     |     |     | .15  |       |
| MASON          |                   |     |     |     |     |     |     |     |      |     |      |     |                   |     |     |     |     |      |     |     |     |     |     | .47  |       |
| NOCONA         |                   |     |     |     |     |     |     |     |      |     |      |     |                   |     |     |     |     |      |     |     |     |     |     |      |       |
| PADUCAH        | .08               | .13 | .12 | .15 | .08 |     |     |     |      |     |      |     |                   |     |     |     |     |      |     |     |     |     |     | .56  |       |
| SAN SABA       |                   |     |     |     |     |     |     |     |      |     |      |     |                   |     |     |     |     |      |     |     |     |     |     | 1.39 |       |
| SEYMOUR        |                   |     | .01 | .49 | .41 | .06 | .02 |     |      |     |      |     | .17               | .03 |     |     |     |      | .20 | .94 | .05 |     |     | .99  |       |
| SWEETWATER     |                   |     | *   | *   | *   | .15 |     |     |      |     |      |     |                   |     |     |     |     |      |     |     |     |     |     | .15  |       |
| THROCKNORTON   |                   |     |     |     | .07 | .15 | .01 |     |      |     |      |     |                   |     |     |     |     |      |     |     |     |     |     | .04  |       |
| TYLER          |                   |     |     |     |     |     |     |     |      |     |      |     |                   |     | .03 | .01 |     |      | .06 | .02 |     |     |     | .23  |       |
| WALNUT SPRINGS |                   |     |     |     |     |     |     |     |      |     |      |     |                   |     |     |     |     |      |     |     |     |     |     | .08  |       |
| WEST           |                   |     |     |     |     |     |     |     |      |     |      |     |                   |     |     |     |     |      | .61 | .02 |     |     |     | .63  |       |
| -19th-         |                   |     |     |     |     |     |     |     |      |     |      |     |                   |     |     |     |     |      |     |     |     |     |     |      |       |
| BRENHAM        |                   |     |     |     |     |     |     |     |      |     |      |     |                   |     |     |     |     |      |     |     |     |     |     |      |       |
| CARTHAGE       |                   |     |     |     |     |     |     |     |      |     |      |     |                   |     | .15 | .11 | .02 | .01  | .04 | .01 |     |     |     | .34  |       |
| CLEVELAND      |                   |     |     |     |     |     |     |     |      |     |      |     |                   |     | .17 | .02 |     |      |     |     |     |     |     | .19  |       |
| GATESVILLE     | .02               |     |     |     |     |     |     |     |      |     |      |     |                   |     | .39 | .04 | .01 | .01  |     |     |     |     |     | .45  |       |
| JACKSONVILLE   |                   |     |     |     |     |     |     |     |      |     |      |     |                   |     | *   | *   | *   | *    | *   | .30 |     |     |     | .02  |       |
| JASPER         |                   |     |     |     |     |     |     |     |      |     |      |     |                   |     | .04 | .48 | .01 | .04  | .06 | .01 | .01 | .01 |     | .30  |       |
| MARBLE FALLS   |                   |     |     |     |     |     |     |     |      |     |      |     |                   |     | .02 | .02 |     |      |     |     |     |     |     | .66  |       |
| TYLER          |                   |     |     |     |     |     |     |     |      |     |      |     |                   |     |     |     |     |      | .34 | .01 |     |     |     | .04  |       |
| -20th-         |                   |     |     |     |     |     |     |     |      |     |      |     |                   |     |     |     |     |      |     |     |     |     |     |      |       |
| ATLANTA        |                   |     |     |     |     |     |     |     |      |     |      |     |                   |     |     |     |     | .78  | .08 |     | *   | *   | *   | .86  |       |
| BONHAM         |                   |     |     |     |     |     |     |     |      |     |      |     |                   |     |     |     |     |      |     |     |     |     |     | *    |       |
| CLIFTON        |                   |     |     |     |     |     |     |     |      |     |      |     |                   |     |     |     |     |      |     |     |     |     |     | .45  |       |
| JASPER         |                   |     |     |     |     |     |     |     |      |     |      | .01 |                   |     | .04 | .20 |     |      | .04 |     |     |     |     | .29  |       |
| MARBLE FALLS   |                   |     |     |     |     |     |     |     |      |     |      |     |                   |     | .90 | .01 |     |      |     |     |     |     |     | .91  |       |
| MARSHALL       |                   |     |     |     |     |     |     |     |      |     |      |     |                   |     | .39 | .01 |     |      |     |     |     |     |     | .40  |       |
| QUITMAN        |                   |     |     |     |     |     |     |     |      |     |      |     |                   |     |     |     |     |      |     |     |     |     |     |      |       |
| -21st-         |                   |     |     |     |     |     |     |     |      |     |      |     |                   |     |     |     |     |      |     |     |     |     |     |      |       |
| BONHAM         |                   |     |     |     |     |     |     |     |      |     |      |     |                   |     |     |     |     |      |     |     |     |     |     |      |       |
| BRENHAM        |                   |     |     |     |     |     |     |     |      |     |      |     |                   |     |     |     |     |      |     |     |     |     |     | .49  |       |
| CLEVELAND      |                   |     |     |     |     |     |     |     |      |     |      | .20 | .01               |     |     |     |     | *    | *   | *   | .49 |     |     | .21  |       |
| CLIFTON        |                   |     |     |     |     |     |     |     |      |     |      |     |                   |     | .02 | .05 | .01 |      | .01 | .01 | .01 |     |     | .11  |       |
| COOLIDGE       |                   |     |     |     |     |     |     |     | .05  |     |      |     |                   |     | .20 |     |     |      |     |     |     |     |     | .20  |       |
| CORSICANA      |                   |     |     |     |     |     |     |     |      |     |      |     |                   |     |     |     |     |      |     |     |     |     |     | .05  |       |
| FAIRFIELD      |                   |     |     |     |     |     |     |     |      |     |      |     |                   |     |     |     |     | .67  |     |     |     |     |     | .67  |       |
| GATESVILLE     |                   |     |     |     |     |     |     |     |      |     |      |     |                   |     | .08 |     | .01 |      |     |     |     |     |     | .15  |       |
| HEARNE         |                   |     |     |     |     |     |     |     |      |     |      |     |                   |     | .09 |     |     |      |     |     |     |     |     | .10  |       |
| KEMP           |                   |     |     |     |     |     |     |     |      |     |      |     |                   |     | .14 |     |     |      |     |     |     |     |     | .14  |       |
| MADISONVILLE   |                   |     |     |     |     |     |     |     |      |     |      | .04 |                   |     |     |     |     |      |     |     |     |     |     | .04  |       |
| MC KINNEY      |                   |     |     |     |     |     |     |     |      |     |      |     |                   |     |     |     |     |      |     |     |     |     |     |      |       |
| QUITMAN        |                   |     |     |     |     |     |     |     |      |     |      |     |                   |     |     |     |     |      | .15 |     |     |     |     | .15  |       |
| TEMPLE         |                   |     |     |     |     |     |     |     |      |     |      |     |                   |     |     |     |     |      |     |     |     |     |     |      |       |
| TYLER          |                   |     |     |     |     |     |     |     |      |     |      | .01 | .05               |     |     |     |     |      |     |     |     |     |     | .06  |       |
| WEST           |                   |     |     |     |     |     |     |     |      |     |      |     |                   |     |     |     |     |      |     |     |     |     |     | .19  |       |
| -22d-          |                   |     |     |     |     |     |     |     |      |     |      |     |                   |     |     |     |     |      |     |     |     |     |     |      |       |
| ANNONA         |                   |     |     |     |     |     |     |     |      |     |      |     |                   |     |     |     |     |      |     |     |     |     |     |      |       |
| ATLANTA        |                   |     |     |     |     |     |     |     |      |     |      |     |                   |     |     |     |     |      |     |     |     |     |     | .82  |       |
| CARTHAGE       |                   |     |     |     |     |     |     | .03 | .57  | .36 | 1.60 | .17 | .07               | .01 | .01 | .15 | .05 | .02  | .01 |     |     |     |     | 2.05 |       |
| COOLIDGE       |                   |     |     |     |     |     |     |     |      |     |      |     |                   |     |     | .60 |     |      |     |     |     |     |     | 1.40 |       |
| CORSICANA      |                   |     |     |     |     |     |     |     |      |     |      |     |                   |     | .07 | .01 |     |      |     |     |     |     |     | .08  |       |
| FAIRFIELD      |                   |     |     |     |     |     |     |     |      |     |      |     |                   |     |     |     |     |      |     |     |     |     |     | .09  |       |
| GREENVILLE     |                   |     |     |     |     |     |     |     |      |     |      |     |                   |     | .08 | .01 |     |      |     |     |     |     |     | .03  |       |
| JACKSONVILLE   |                   |     |     |     |     |     |     |     |      |     |      |     |                   |     | .03 |     |     |      |     |     |     |     |     | .49  |       |
| JASPER         |                   |     |     |     |     |     |     |     |      |     |      |     |                   |     | .10 | .41 | .10 | .01  |     |     |     |     |     | .62  |       |
| LONGVIEW       |                   |     |     |     | .20 | .02 | .06 | .30 | 1.18 | .01 | .10  | .01 |                   |     | .01 |     |     |      |     |     |     |     |     | 1.78 |       |
| MADISONVILLE   |                   |     |     |     |     |     |     |     |      |     | .16  | .04 | .01               |     | *   | *   | *   | .14  |     |     |     |     |     | .21  |       |
| MARSHALL       |                   |     |     |     |     |     |     |     |      | .80 | .45  | .11 | .09               |     | *   | *   | *   | .02  | .19 |     |     |     |     | .14  |       |
| NEW BOSTON     |                   |     |     |     |     |     |     |     |      |     |      |     |                   |     | .24 | .02 | .02 |      |     |     |     |     |     | 1.66 |       |
| PARIS          |                   |     |     |     |     |     |     |     |      |     |      |     |                   |     | .20 |     |     |      |     |     |     |     |     | .82  |       |
| QUITMAN        |                   |     |     |     |     |     |     |     |      |     |      |     |                   |     |     |     |     |      |     |     |     |     |     | .20  |       |
| TYLER          |                   |     |     |     |     |     |     |     |      |     |      |     |                   |     |     |     |     |      |     |     |     |     |     |      |       |
| -23d-          |                   |     |     |     |     |     |     |     |      |     |      |     |                   |     |     |     |     |      |     |     |     |     |     |      |       |
| ANNONA         |                   |     |     |     |     |     |     |     |      |     |      |     |                   |     |     |     |     |      |     |     |     |     |     |      |       |
| ASPERMONT      |                   |     |     |     |     |     |     |     |      |     |      |     |                   |     |     |     |     |      |     |     |     |     |     | .28  |       |
| ATLANTA        |                   |     |     |     |     |     |     |     |      |     |      |     |                   |     |     |     |     |      |     |     |     |     |     | .02  |       |
| BELLEVUE       |                   |     |     |     |     |     |     |     |      |     |      |     |                   |     |     |     |     | .14  | .05 | .02 | .01 |     |     | .02  |       |
| BONHAM         |                   |     |     |     |     |     |     |     |      |     |      |     |                   |     | .47 | .03 |     |      |     |     |     |     |     | .50  |       |
| BOYD           |                   |     |     |     |     |     |     |     |      |     |      |     |                   |     | .50 |     |     |      |     |     |     |     |     | .61  |       |
| BRIDGEPORT     |                   |     |     |     |     |     |     |     |      |     |      |     |                   |     | .01 | .01 |     |      |     |     |     |     |     | .27  |       |
| BURLESON       |                   |     |     |     |     |     |     |     |      |     |      |     |                   |     | .26 |     |     |      |     |     |     |     |     | .27  |       |
| CISCO          |                   |     |     |     |     |     |     |     |      |     |      |     |                   |     | .19 |     |     |      |     |     |     |     |     | .28  |       |
| CLEVELAND      |                   |     |     |     |     |     |     |     |      |     |      |     |                   |     | .76 | .01 |     |      |     |     |     |     |     | .77  |       |
| CORSICANA      |                   |     |     |     |     |     |     |     |      |     |      |     |                   |     |     |     |     | .13  |     |     |     |     |     | .10  |       |
| CROWELL        |                   |     |     |     |     |     |     |     |      |     |      |     |                   |     |     |     |     |      |     |     |     |     |     | .13  |       |
| FAIRFIELD      |                   |     |     |     |     |     |     |     |      |     |      |     |                   |     |     |     |     |      |     |     |     |     |     | .35  |       |
| GRAHAM         |                   |     |     |     |     |     |     |     |      |     |      |     |                   |     |     |     |     | .31  | .03 |     | .01 |     |     |      |       |
| GRANBURY       |                   |     |     |     |     |     |     |     |      |     |      |     |                   |     |     |     |     |      |     |     |     |     |     | .04  |       |
| GREENVILLE     |                   |     |     |     |     |     |     |     |      |     |      |     |                   |     | .02 | .01 | .01 |      |     |     |     |     |     | .54  |       |
| HEARNE         |                   |     |     |     |     |     |     |     |      |     |      |     |                   |     | .33 | .21 |     |      |     |     |     |     |     | .83  |       |
| JASPER         |                   |     |     |     |     |     |     |     |      |     |      |     |                   |     |     |     |     | .83  |     |     |     |     |     | .40  |       |
| KEMP           |                   |     |     |     |     |     |     |     |      |     |      |     |                   |     |     |     |     | .27  | .09 |     | .04 |     |     | .15  |       |
| KNOX CITY      |                   |     |     |     |     |     |     |     |      |     |      |     |                   |     |     |     |     |      |     |     |     |     |     | .04  |       |
| LONGVIEW       |                   |     |     |     | .02 | .02 |     |     |      |     |      |     |                   |     |     |     |     |      |     |     |     |     |     | .50  |       |
| MARSHALL       |                   |     |     |     |     |     |     |     |      |     |      |     |                   |     |     |     |     |      |     |     |     |     |     | .04  |       |
| MC KINNEY      |                   |     |     |     |     |     |     |     |      |     |      |     |                   |     | .44 | .08 | .02 |      |     |     |     |     |     | .54  |       |
| NEW BOSTON     |                   |     |     |     |     |     |     |     |      |     |      |     |                   |     |     |     |     | .31  | .01 |     |     |     |     | .32  |       |
| NOCONA         |                   |     |     |     |     |     |     |     |      |     |      |     |                   |     |     |     |     |      |     |     |     |     |     | .70  |       |
| PADUCAH        |                   |     |     |     |     |     |     |     |      |     |      |     |                   |     | .59 | .09 | .02 |      |     |     |     |     |     | .44  |       |
| PARIS          |                   |     |     |     |     |     |     |     |      |     |      |     |                   |     |     |     |     |      |     |     |     |     |     | .70  |       |
| QUITMAN        |                   |     |     |     |     |     |     |     |      |     |      |     |                   |     |     |     |     | .68  | .34 |     |     |     |     | .44  |       |
| RUGBY          |                   |     |     |     |     |     |     |     |      |     |      |     |                   |     |     |     |     |      |     |     |     |     |     | 1.02 |       |
| STRAWN         |                   |     |     |     |     |     |     |     |      |     |      |     |                   |     |     |     |     |      |     |     |     |     |     | .63  |       |
| TERRELL        |                   |     |     |     |     |     |     |     |      |     |      |     |                   |     | .10 | .47 | .05 |      |     |     |     | .01 |     | .40  |       |
| TYLER          |                   |     |     |     |     |     |     |     |      |     |      |     |                   | *   | .37 | .03 | *   | .65  |     |     |     |     |     | .65  |       |
| WAXAHACHIE     |                   |     |     |     |     |     |     |     |      |     |      |     |                   |     |     |     |     | 1.27 | .01 |     |     |     |     | 1.28 |       |
| -27th-         |                   |     |     |     |     |     |     |     |      |     |      |     |                   |     |     |     |     |      |     |     |     |     |     |      |       |
| ATLANTA        |                   |     |     |     |     |     |     |     |      |     |      |     |                   |     |     |     |     |      |     |     |     |     |     |      |       |
| CARTHAGE       |                   |     |     |     |     |     |     |     |      |     |      |     |                   |     |     |     |     |      |     |     |     |     |     | .04  |       |
| CLEVELAND      |                   |     |     |     |     |     |     |     |      |     |      |     |                   |     |     |     |     | .03  | .01 | .02 | .02 | .02 | .01 | .20  |       |
| JASPER         |                   |     |     |     |     |     |     |     |      |     |      |     |                   |     | .03 | .05 | .24 | .18  | .06 | .02 | .01 |     |     | .55  |       |
| MARSHALL       |                   |     |     |     | .03 | .03 | .14 | .08 | .29  | .13 | .02  | .06 | .46               | .01 | .04 | .01 | .02 | .01  |     |     |     |     |     |      |       |